



Antenna Datasheet

Product OC: YECT005W1A

Version: 1.8

Date: 2026-01-12

Status: Released

Product Name: 5G Terminal Mount Rubber Dipole External Antenna

Key Features:

Frequency Band: 600–6000 MHz

Dimensions: 135 mm × 15.6 mm × 13 mm

Efficiency: Up to 70.7 % (EVB)

RoHS Compliant

Compatible with FAKRA, TNC and N-Type connectors

Overview

YECT005W1A is a 5G external antenna measuring 135 mm × 15.6 mm × 13 mm. This ultra-wide-band 5G antenna provides broad coverage from 600–6000 MHz whilst offering backward-compatibility to support 4G/3G and 2G networks as well as LTE Cat-M and narrowband IoT (NB-IoT). The antenna is terminated with SMA Male connector. Ideal for applications where the antenna is required to be discrete, this low profile, terminal mount omni-directional antenna, is easy to install with maximum durability assured thanks to PC + ABS enclosure.

The antenna is designed as dipole type to work with various GND plane sizes or in free space for ease of integration with a hinged SMA Male connector to achieve the optimum position. Hinged structure helps to avoid other antennas or objects by rotating to different directions when mounted on terminals. This omni-directional antenna is ideally suited for Gateways & Routers, Smart Metering, Vending Machines, Industrial IoT, Smart Home, Connected Enterprise, offering great performance with its high gain and efficiency.

- **Typical applications include:**

- ✓ Gateways & Routers
- ✓ Smart Metering
- ✓ Vending Machines
- ✓ Industrial IoT
- ✓ Smart Home
- ✓ Connected Enterprise

Quectel provides comprehensive antenna design support such as simulation, testing and manufacturing for custom antenna solutions to meet your specific application needs. We have regional R & D centers to offer quick response to meet your requirements. Please contact our sales & FAEs if you have any requests.

Contents

Overview	1
Contents	2
1 Specification	3
1.1. Electrical.....	3
1.2. Supported Bands	6
1.3. Mechanical & Environmental	8
2 Drawing	9
3 Detailed Performance	10
3.1. S-Parameter Test	10
3.1.1. VSWR.....	10
3.1.2. Return Loss	12
3.2. OTA Test Data	13
3.3. Radiation Performance Test.....	16
3.3.1. Efficiency	16
3.3.2. Average Gain	17
3.3.3. Peak Gain.....	18
3.3.4. 3D & 2D Radiation Pattern.....	19
3.3.4.1. Test Condition: On 130 mm × 70 mm EVB and Straight	19
3.3.4.2. Test Condition: On 130 mm × 70 mm EVB and Bent	25
4 Packaging	31
Contact Us	33
Legal Notices	34
Revision History	36

1 Specification

Test Condition: On 130 mm × 70 mm EVB

1.1. Electrical

Electrical	
Frequency Range	600–6000 MHz
Impedance	50 Ω
Polarization	Linear
Radiation Pattern	Omni-directional

Electrical – Detail												
SPEC	Band	B71	B12 /B13 /B28	B5 /B8 /B26	n74 /n75 /n76	B1 /B2 /B3	B40	Wi-Fi 2G	B38 /B41	B42 /B48 /n77	n79	Wi-Fi 5G
	Freq. (MHz)	600– 700	700– 810	820– 960	1420– 1520	1700– 2170	2300– 2400	2400– 2500	2500– 2690	3300– 4200	4400– 5000	5150– 5850
Max. VSWR	Straight	3.6	3.5	3.5	2.8	2.7	1.3	1.9	2.1	2.5	3.0	2.5
	Bent	4.5	3.2	3.3	2.6	2.1	1.5	2.2	2.3	2.4	2.7	2.4
Max. Return Loss (dB)	Straight	-4.9	-5.1	-5.1	-6.5	-6.8	-17.1	-10.2	-9.0	-7.3	-6.1	-7.4
	Bent	-3.9	-5.7	-5.4	-7.0	-9.1	-13.5	-8.5	-8.1	-7.7	-6.9	-7.6
AVG Eff. (%)	Straight	46.0	48.0	42.3	61.0	59.2	62.7	55.1	61.5	47.4	36.8	29.1
	Bent	55.5	59.9	50.4	57.5	62.9	63.9	56.9	59.1	56.4	39.4	20.2
AVG AVG Gain (dB)	Straight	-3.4	-3.2	-3.7	-2.1	-2.3	-2.0	-2.6	-2.1	-3.2	-4.3	-5.4
	Bent	-2.6	-2.2	-3.0	-2.4	-2.0	-1.9	-2.4	-2.3	-2.5	-4.0	-7.0
Max. Peak Gain (dBi)	Straight	1.4	1.7	1.5	2.5	4.6	4.1	3.8	3.6	4.5	3.3	3.3
	Bent	2.2	1.9	1.5	1.6	2.9	3.1	2.7	3.6	3.9	2.5	0.4
VSWR	Straight		≤ 3.6									
	Bent		≤ 4.5									
Return Loss	Straight		≤ -4.9 dB									
	Bent		≤ -3.9 dB									
Peak Gain	Straight		≤ 4.6 dBi									
	Bent		≤ 3.9 dBi									

Electrical – NTN Bands								
SPEC		Band	L Band	L Band	L Band	B256/B23	B256/B23	
			1518–1559	1620–1665	1668–1675	1980–2020	2170–2200	
Max. VSWR	Straight		1.4	2.6	2.7	1.5	1.5	
	Bent		1.9	1.6	1.6	2.0	1.6	
Max. Return Loss (dB)	Straight		-16.2	-7.0	-6.6	-13.3	-14.5	
	Bent		-10.4	-12.8	-12.3	-9.6	-12.6	
AVG Eff. (%)	Straight		67.0	54.0	51.5	56.6	65.9	
	Bent		63.4	63.2	63.6	57.2	67.0	
AVG AVG Gain (dB)	Straight		-1.7	-2.7	-2.9	-2.5	-1.8	
	Bent		-2.0	-2.0	-2.0	-2.4	-1.7	
Max. Peak Gain (dBi)	Straight		2.7	2.3	1.7	4.4	4.1	
	Bent		1.7	1.9	1.7	2.4	2.9	
VSWR	Straight		≤ 2.7					
	Bent		≤ 2.0					
Return Loss	Straight		≤ -6.6 dB					
	Bent		≤ -9.6 dB					
Peak Gain	Straight		≤ 4.4 dBi					
	Bent		≤ 2.9 dBi					

- Straight: The connector is vertical.
- Bent: The connector is bend.

1.2. Supported Bands

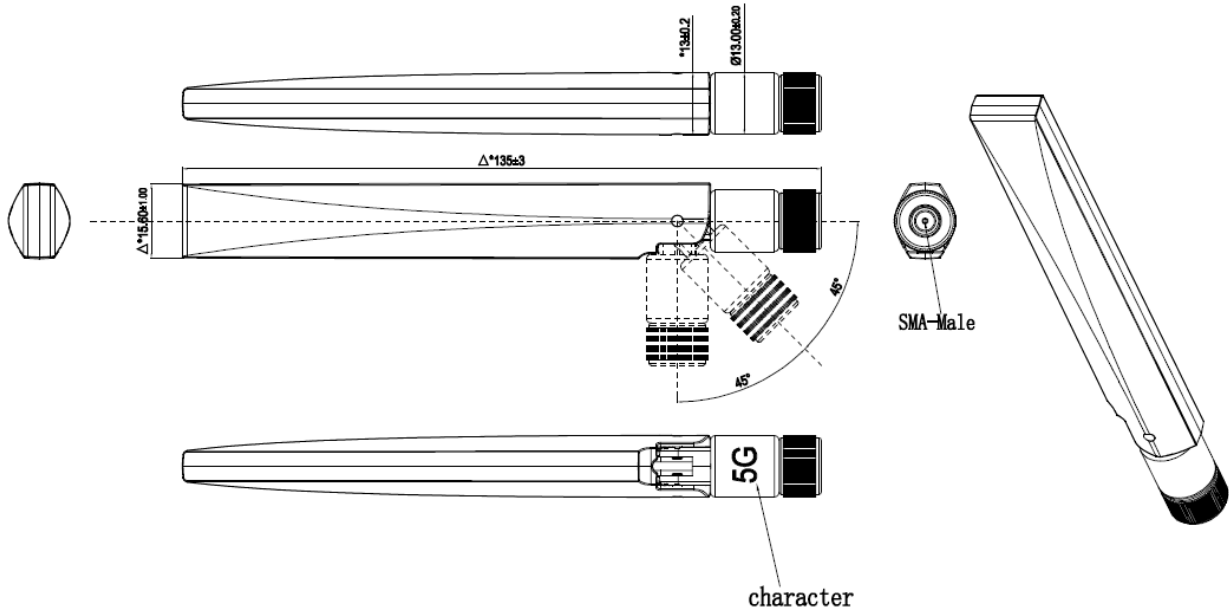
5G NR / LTE / LTE-Advanced / WCDMA / HSPA / HSPA+ / GPRS / GSM / NB-IoT					
Band	Frequency (MHz)	Uplink (MHz)	Downlink (MHz)	Straight	Bent
1	2100	1920–1980	2110–2170	√	√
2	1900	1850–1910	1930–1990	√	√
3	1800	1710–1785	1805–1880	√	√
4	1700	1710–1755	2110–2155	√	√
5	850	824–849	869–894	√	√
7	2600	2500–2570	2620–2690	√	√
8	900	880–915	925–960	√	√
9	1800	1749.9–1784.9	1844.9–1879.9	√	√
11	1500	1427.9–1447.9	1475.9–1495.9	√	√
12	700	699–716	729–746	√	√
13	700	777–787	746–756	√	√
14	700	788–798	758–768	√	√
17	700	704–716	734–746	√	√
18	850	815–830	860–875	√	√
19	850	830–845	875–890	√	√
20	800	832–862	791–821	√	√
21	1500	1447.9–1462.9	1495.9–1510.9	√	√
22	3500	3410–3490	3510–3590	√	√
23	2100	2000–2020	2180–2200	√	√
24	1600	1626.5–1660.5	1525–1559	-	-
25	1900	1850–1915	1930–1995	√	√
26	850	814–849	859–894	√	√

5G NR / LTE / LTE-Advanced / WCDMA / HSPA / HSPA+ / GPRS / GSM / NB-IoT					
Band	Frequency (MHz)	Uplink (MHz)	Downlink (MHz)	Straight	Bent
28	700	703–748	758–803	√	√
31	450	452.5–457.5	462.5–467.5	-	-
34	2100	2010–2025		√	√
38	2600	2570–2620		√	√
39	1900	1880–1920		√	√
40	2300	2300–2400		√	√
41	2500	2496–2690		√	√
42	3500	3400–3600		√	√
48	3500	3550–3700		√	√
66	1700	1710–1780	2110–2200	√	√
71	600	663–698	617–652	√	√
74	1500	1427–1470	1475–1518	√	√
77	3500	3300–4200		√	√
78	3500	3300–3800		√	√
79	4500	4400–5000		√	√

1.3. Mechanical & Environmental

Mechanical	
Antenna Dimensions	135 mm × 15.6 mm × 13 mm
Material & Color	PC + ABS & Black
Connector Type	SMA Male
Mounting Type	Terminal
Weight	Typ. 16 g
Environmental	
Operation Temperature	-40 °C to +85 °C
Storage Temperature	-40 °C to +85 °C
RoHS	Yes

2 Drawing



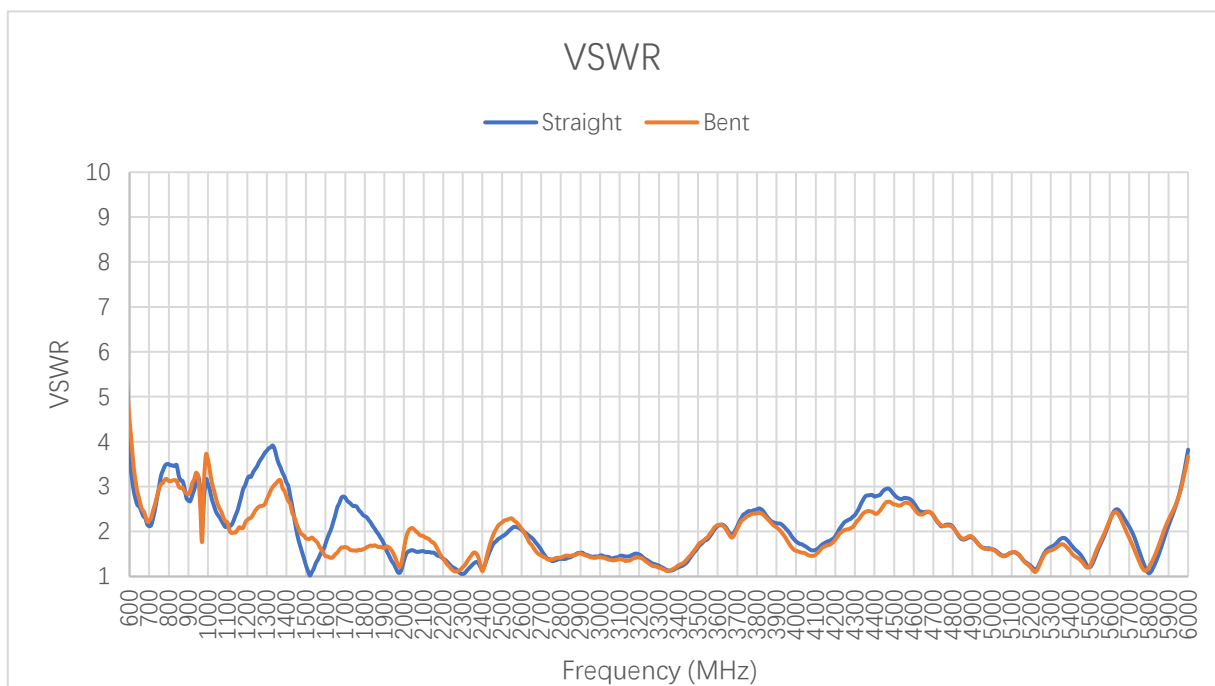
UNIT:mm

Note: If you use a torque wrench, the recommended force for mounting the antenna is 0.9Nm and the maximum torque to prevent antenna damage is 1.17Nm.

3 Detailed Performance

3.1. S-Parameter Test

3.1.1. VSWR



VSWR

Frequency (MHz)	600	630	710	830	900	960	1440	1710	1740	1880
Straight	3.6	2.7	2.1	3.5	2.7	3.0	2.3	2.7	2.6	1.9
Bent	4.5	3.1	2.3	3.1	2.8	2.6	2.3	1.6	1.6	1.7
Frequency (MHz)	1950	2140	2350	2450	2600	3600	4700	5000	5500	6000
Straight	1.3	1.5	1.3	1.7	2.0	2.1	2.4	1.6	1.2	3.8
Bent	1.5	1.8	1.5	1.9	2.1	2.1	2.4	1.6	1.2	3.7

VSWR – NTN Bands

Frequency (MHz)	1520	1560	1630	1680	2000	2200
Straight	1.0	1.4	2.1	2.7	1.4	1.4
Bent	1.8	1.7	1.4	1.6	1.6	1.4

3.1.2. Return Loss



Return Loss (dB)

Frequency (MHz)	600	630	710	830	900	960	1440	1710	1740	1880
Straight	-4.9	-6.7	-8.8	-5.2	-6.8	-6.1	-8.1	-6.8	-7.1	-10.4
Bent	-3.9	-5.7	-8.1	-5.7	-6.4	-7.0	-8.0	-12.3	-13.0	-12.1

Frequency (MHz)	1950	2140	2350	2450	2600	3600	4700	5000	5500	6000
Straight	-18.7	-13.6	-18.6	-11.9	-9.3	-8.9	-7.9	-12.7	-20.4	-4.7
Bent	-14.4	-11.1	-13.9	-10.4	-9.2	-8.8	-7.8	-12.7	-19.5	-4.9

Return Loss (dB) – NTN Bands

Frequency (MHz)	1520	1560	1630	1680	2000	2200
Straight	-39.7	-16.2	-9.1	-6.6	-16.3	-15.6
Bent	-10.6	-11.4	-15.3	-12.3	-12.5	-15.7

3.2. OTA Test Data

- Based on module: BG95-S5
- Test Condition: Assembled in test device

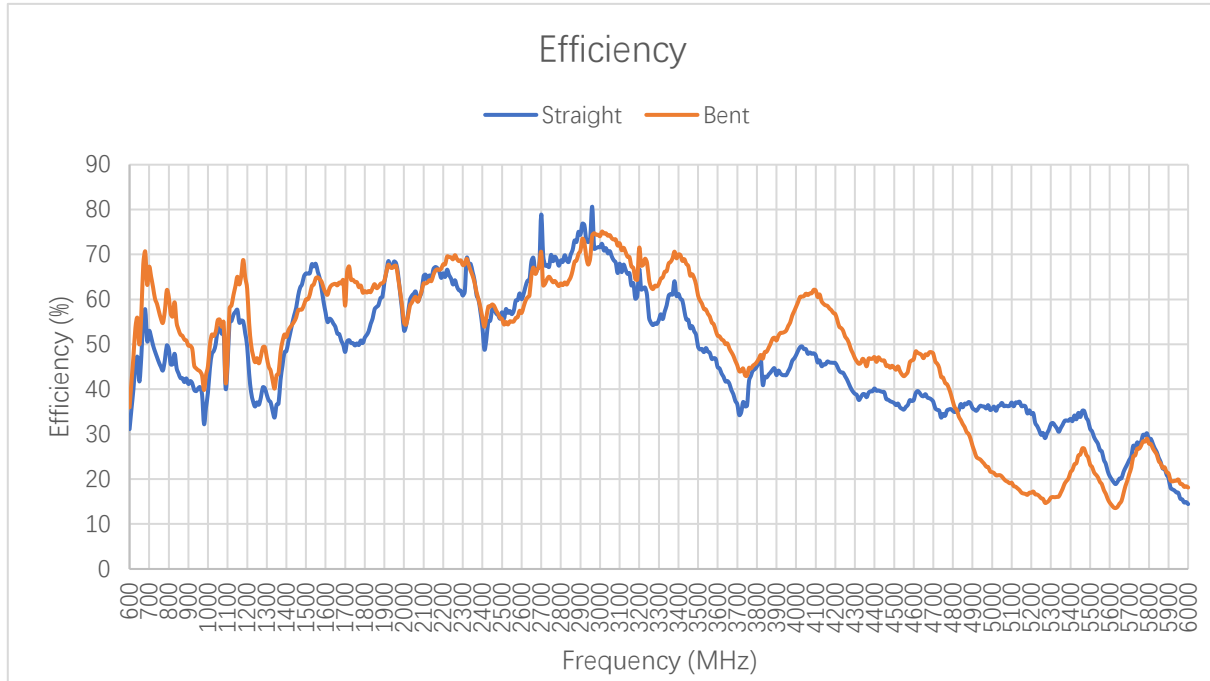
Band		Channel	TRP (dBm)	Channel	TIS (dBm)
LTE	B1 (10M)	18050	21.4		
		18350	20.94		
		18550	20.05	550	-105.49
	B2 (10M)	18650	20.6		
		18900	20.7		
		19150	20.91	1150	-106.12
	B3 (10M)	19250	20.68		
		19575	20.66		
		19900	19.78	1900	-106.72
	B4 (10M)	20000	20.01		
		20175	19.86		
		20350	19.85	2350	-105.64
	B5 (10M)	20450	21.75		
		20525	21.93		
		20600	21.27	2600	-106.03
	B7 (10M)	20800	-		
		21100	-		
		21400	-	3400	-
	B8 (10M)	21500	21.52		
		21625	20.87		
		21750	20.36	3750	-105.91

Band		Channel	TRP (dBm)	Channel	TIS (dBm)
	B12 (5M)	23035	18.49		
		23095	18.54		
		23155	19.03	5155	-104.6
	B13 (10M)	23230	21.83	5230	-103.92
	B18 (10M)	23900	21.78		
		23925	21.98		
		23950	21.32	5950	-106.07
	B19 (10M)	24050	-		
		24075	21.76		
		24100	-	6100	-106.29
	B20 (10M)	24200	21.72		
		24300	21.54		
		24400	21.46	6400	-105.19
	B25 (5M)	26065	20.58		
		26365	20.67		
		26665	21.06	8665	-105.79
	B26 (5M)	26715	21.52		
		26865	21.68		
		27015	21.73	9015	-106.28
	B27 (10M)	27090	21.32		
		27125	21.38		
27160		21.37	9160	-106.5	
B28 (10M)	27260	17.31			
	27435	18.22			
	27610	18.97	9610	-101.1	

Band		Channel	TRP (dBm)	Channel	TIS (dBm)
	B28A (10M)	27260	17.36		
		27360	18.02		
		27460	18.15	9460	-100.21
	B28B (10M)	27410	18.13		
		27510	18.34		
		27610	18.36	9610	-100.32
	B66 (10M)	132022	20.7		
		132322	20.49		
		132622	20.23	67086	-106.79
	B85 (10M)	134052	17.99		
		134092	18.33		
		134132	18.86	70496	-100.77

3.3. Radiation Performance Test

3.3.1. Efficiency



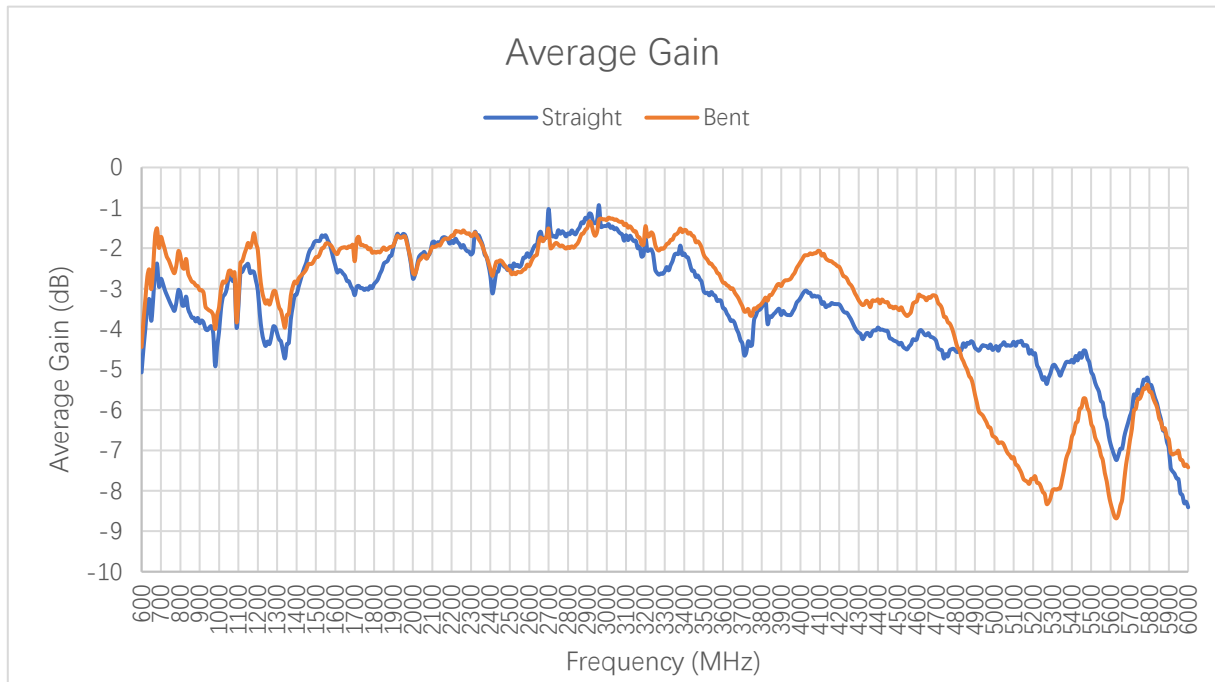
Efficiency (%)

Frequency (MHz)	600	630	710	830	900	960	1440	1710	1740	1880
Straight	31.1	45.6	51.6	47.9	41.2	40.4	58.1	50.6	50.3	60.3
Bent	36.0	53.7	65.1	59.4	49.7	44.0	56.0	66.2	64.4	63.5
Frequency (MHz)	1950	2140	2350	2450	2600	3600	4700	5000	5500	6000
Straight	68.5	64.5	66.1	57.8	60.0	44.9	37.2	35.6	31.2	14.4
Bent	67.4	64.1	65.2	58.9	57.0	51.9	47.9	21.5	23.2	18.1

Efficiency (%) – NTN Bands

Frequency (MHz)	1520	1560	1630	1680	2000	2200
Straight	65.9	66.2	55.4	50.8	53.1	65.8
Bent	61.1	64.9	63.1	63.5	54.9	67.8

3.3.2. Average Gain



Average Gain (dB)

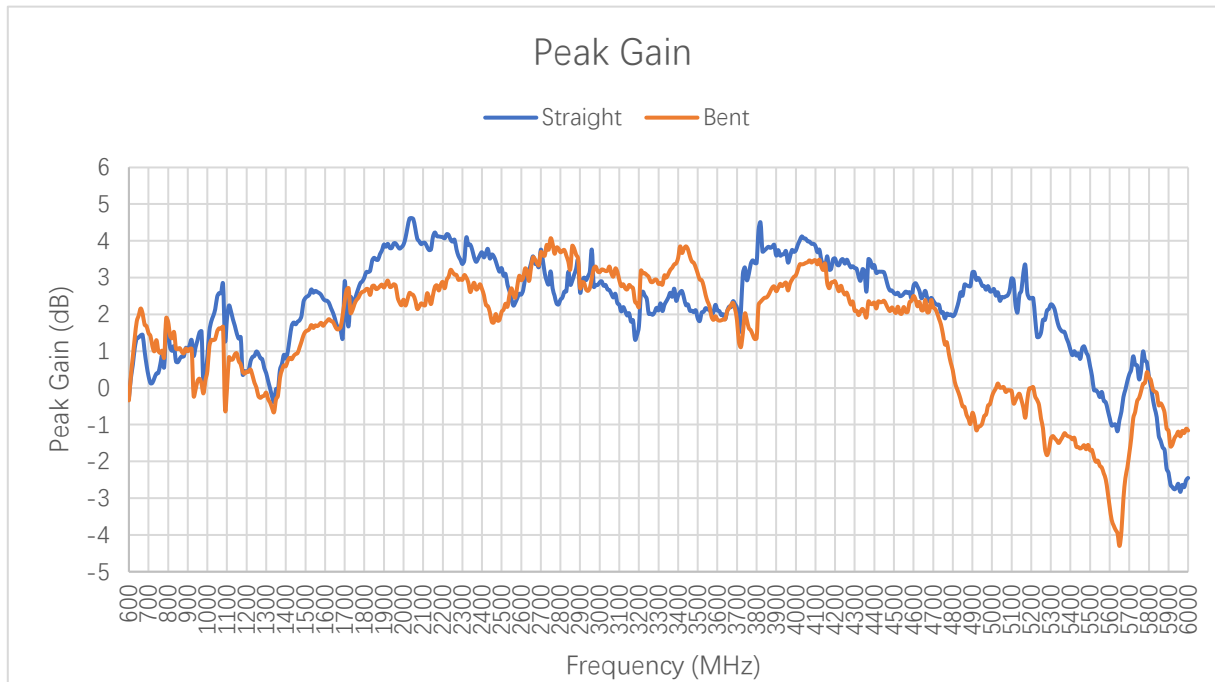
Frequency (MHz)	600	630	710	830	900	960	1440	1710	1740	1880
Straight	-5.1	-3.4	-2.9	-3.2	-3.9	-3.9	-2.4	-3.0	-3.0	-2.2
Bent	-4.4	-2.7	-1.9	-2.3	-3.0	-3.6	-2.5	-1.8	-1.9	-2.0

Frequency (MHz)	1950	2140	2350	2450	2600	3600	4700	5000	5500	6000
Straight	-1.6	-1.9	-1.8	-2.4	-2.2	-3.5	-4.3	-4.5	-5.1	-8.4
Bent	-1.7	-1.9	-1.9	-2.3	-2.4	-2.8	-3.2	-6.7	-6.3	-7.4

Average Gain (dB) – NTN Bands

Frequency (MHz)	1520	1560	1630	1680	2000	2200
Straight	-1.8	-1.8	-2.6	-2.9	-2.7	-1.8
Bent	-2.1	-1.9	-2.0	-2.0	-2.6	-1.7

3.3.3. Peak Gain



Peak Gain (dBi)

Frequency (MHz)	600	630	710	830	900	960	1440	1710	1740	1880
Straight	-0.3	1.1	0.1	1.1	1.0	1.5	1.7	2.0	2.3	3.6
Bent	-0.3	1.4	1.4	1.5	1.0	0.3	0.9	2.7	2.1	2.8

Frequency (MHz)	1950	2140	2350	2450	2600	3600	4700	5000	5500	6000
Straight	3.9	3.8	3.8	3.6	2.5	2.1	2.4	2.6	0.6	-2.5
Bent	2.8	2.3	2.7	1.8	2.9	1.9	2.2	-0.2	-1.7	-1.2

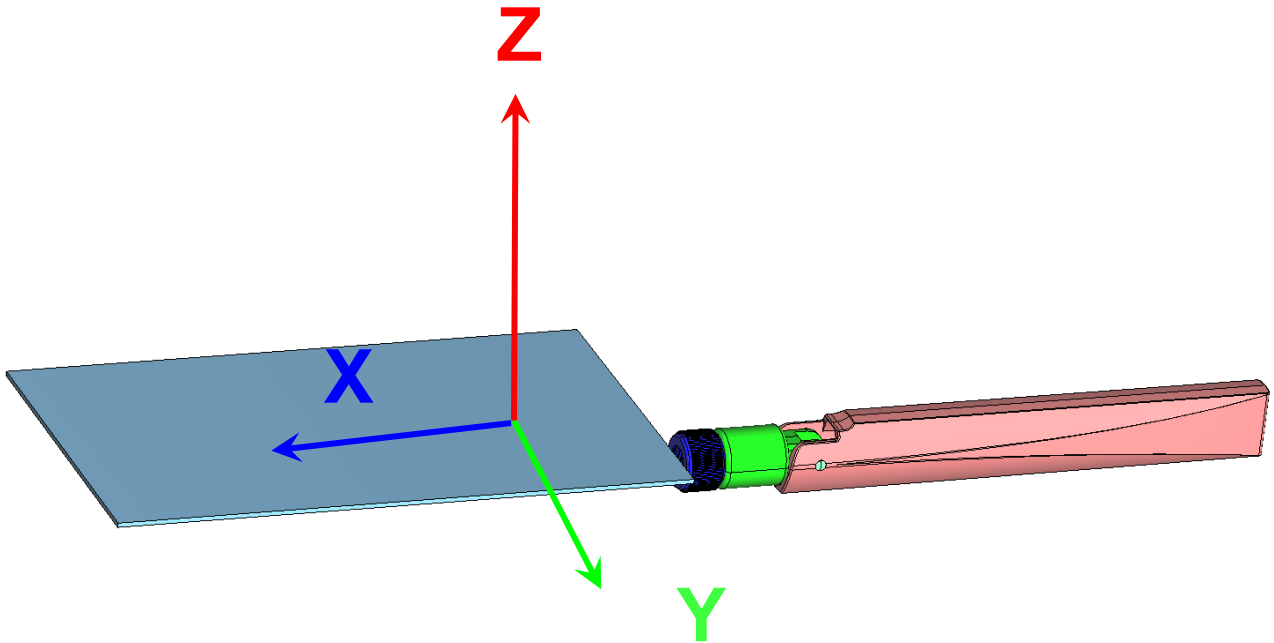
Peak Gain (dBi) – NTN Bands

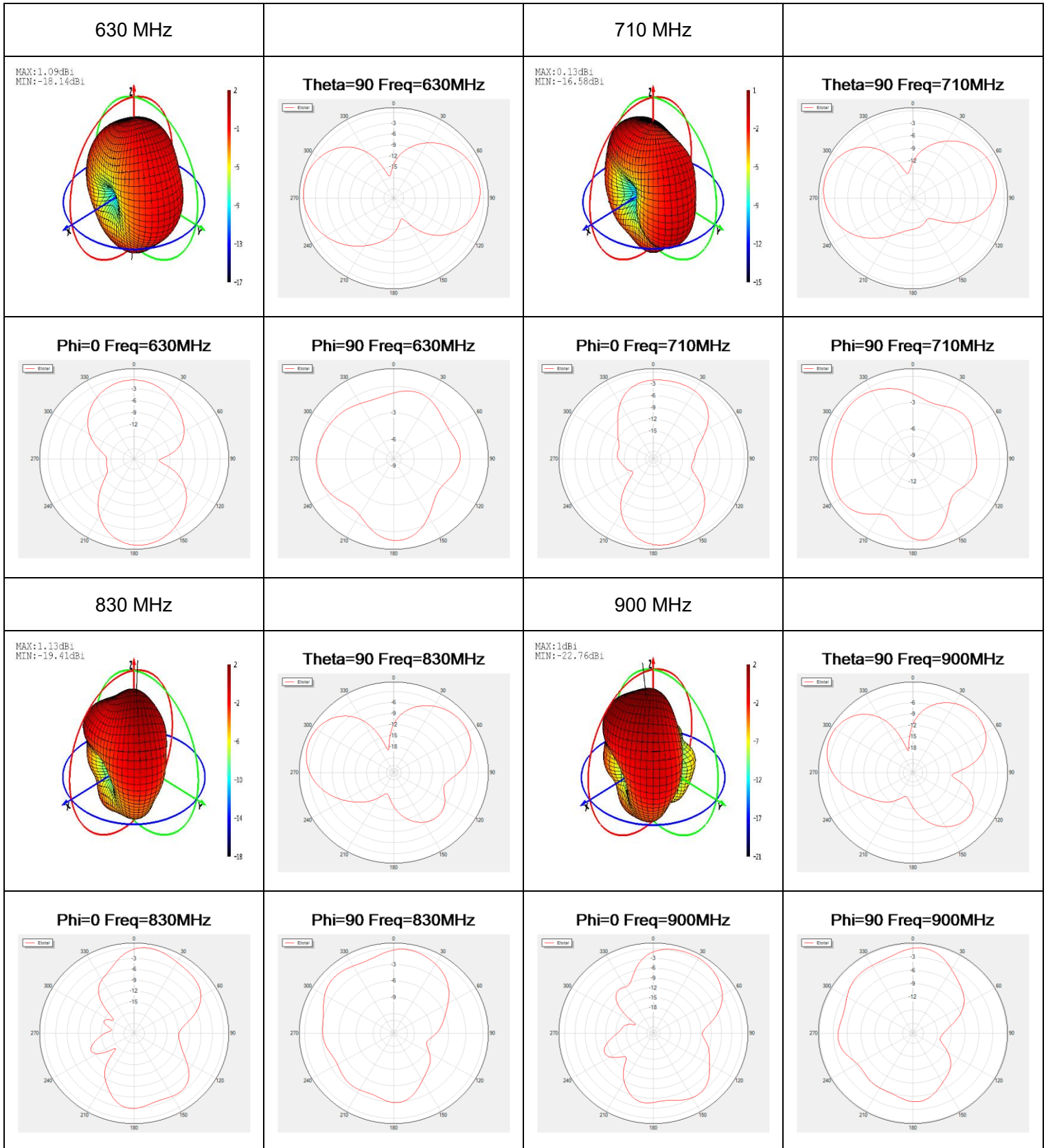
Frequency (MHz)	1520	1560	1630	1680	2000	2200
Straight	2.5	2.6	2.2	1.6	3.9	4.1
Bent	1.6	1.7	1.8	1.7	2.4	2.9

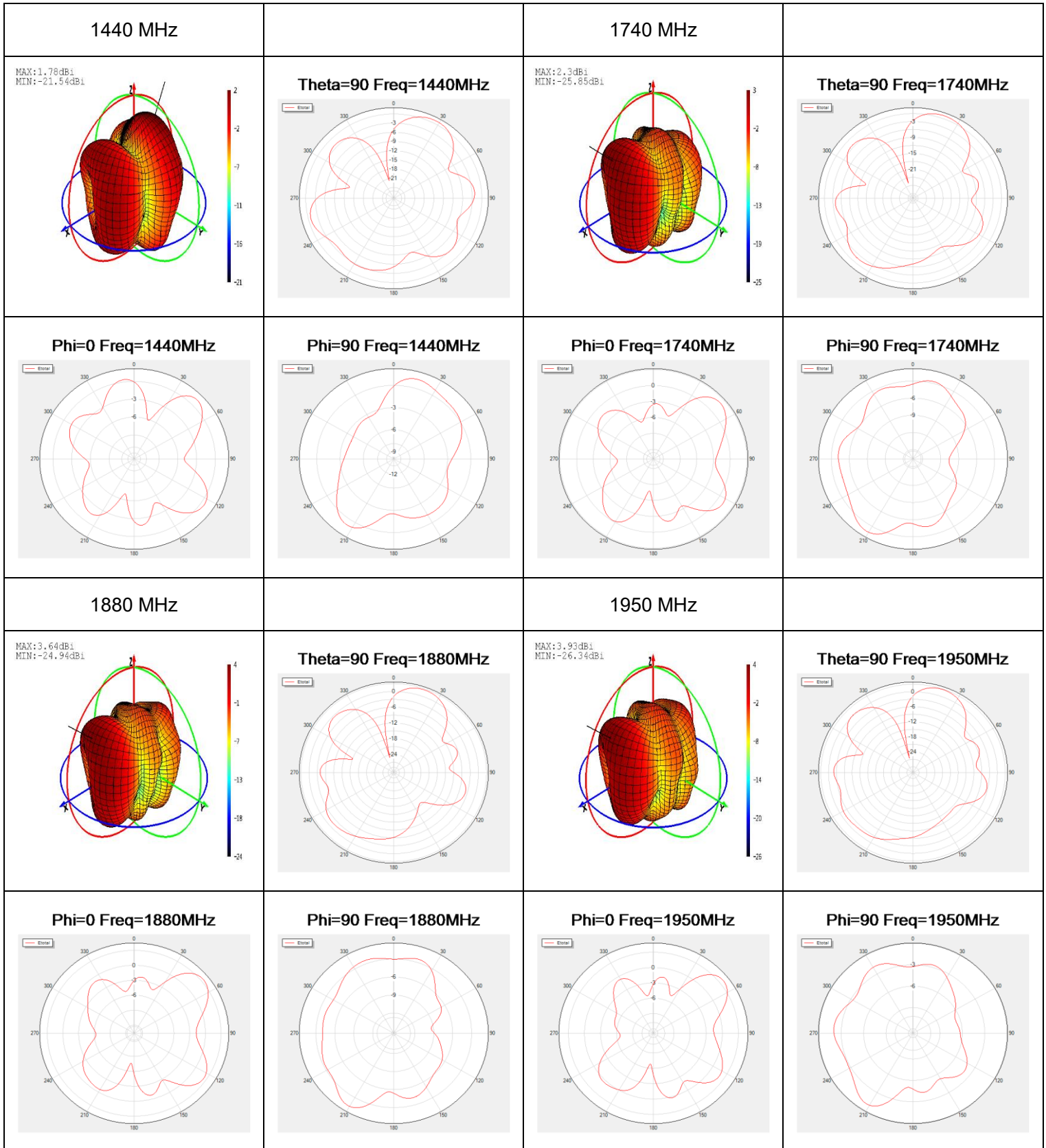
3.3.4. 3D & 2D Radiation Pattern

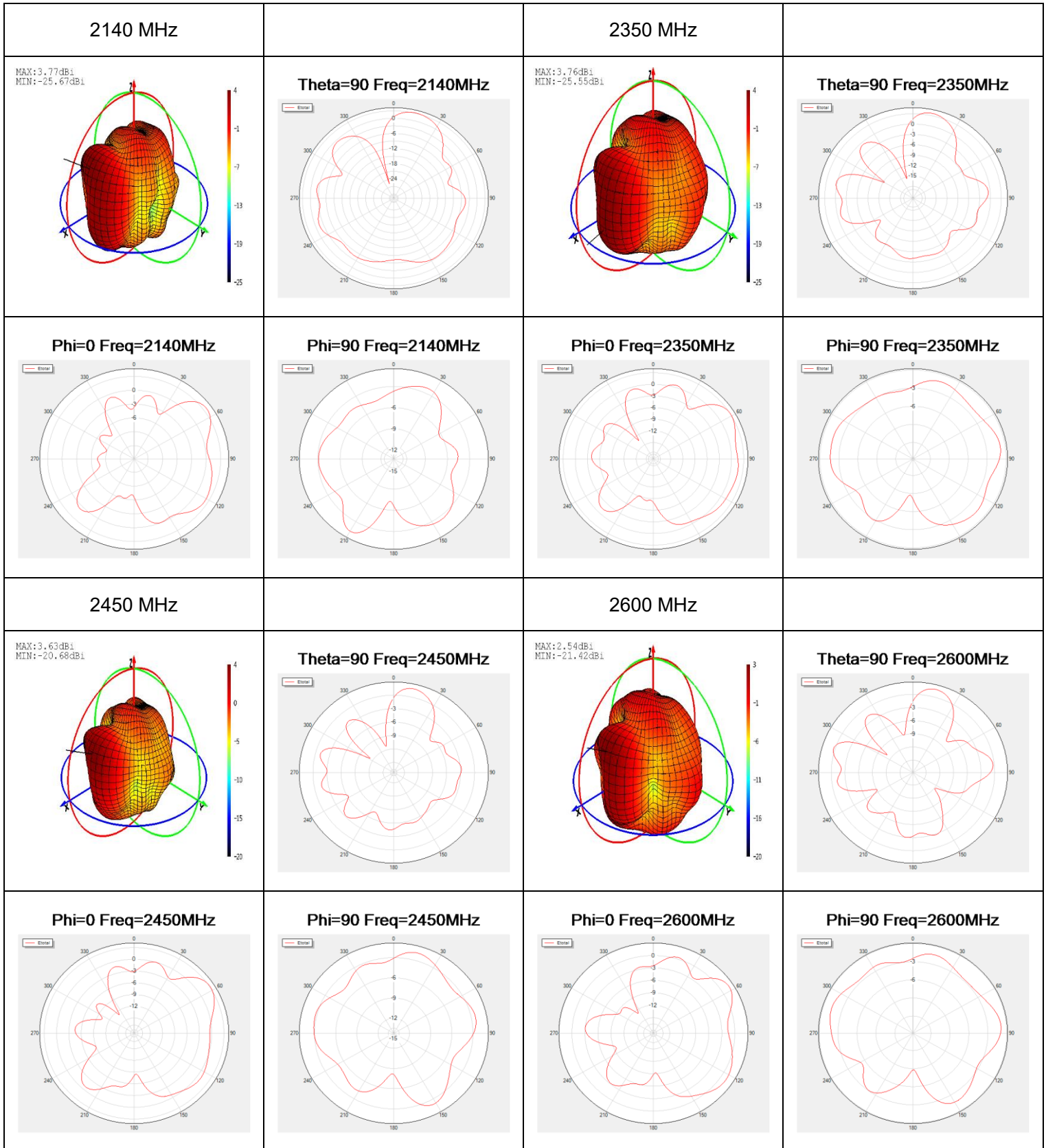
3.3.4.1. Test Condition: On 130 mm × 70 mm EVB and Straight

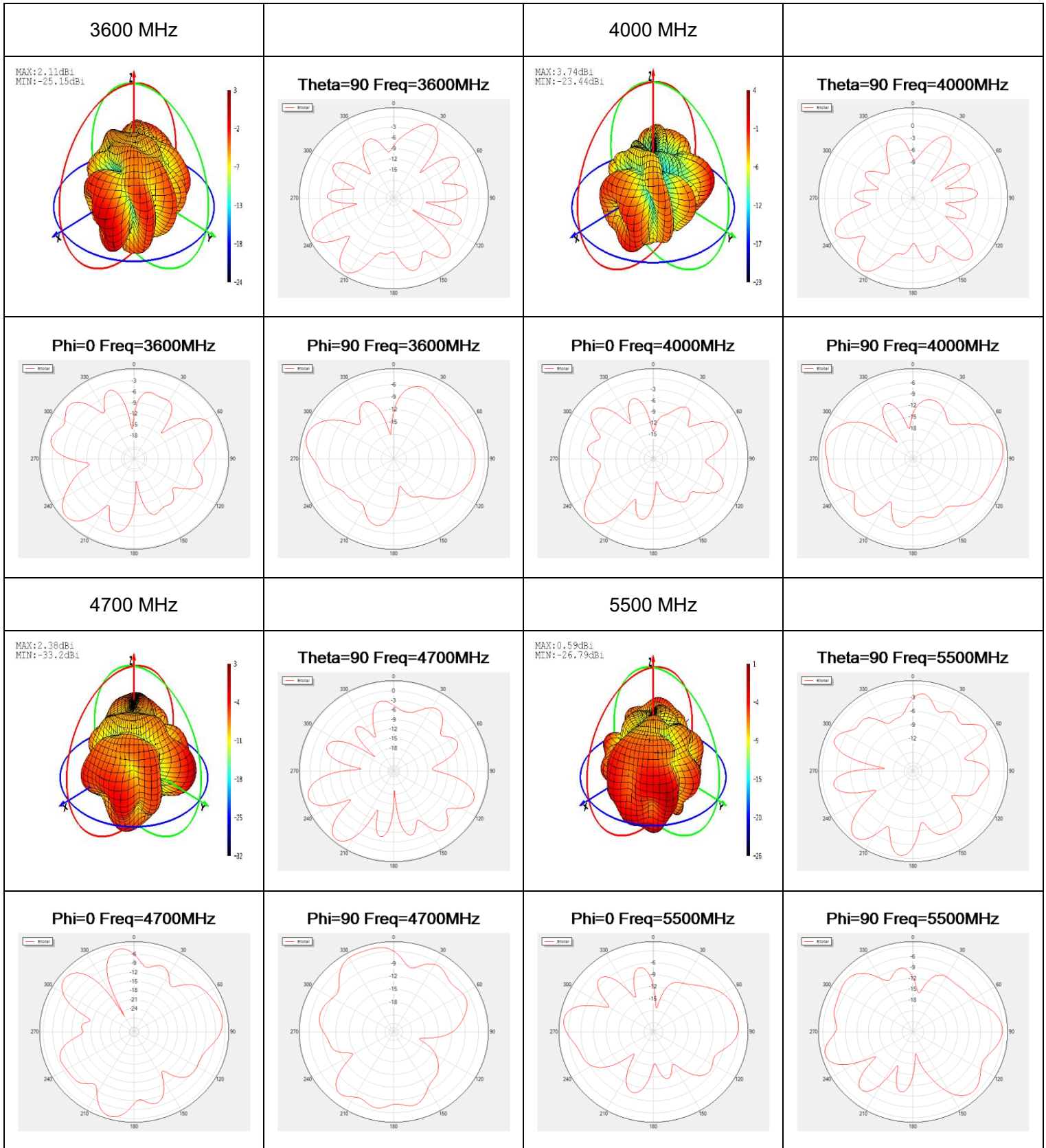
- Test Chamber: FS-S-1

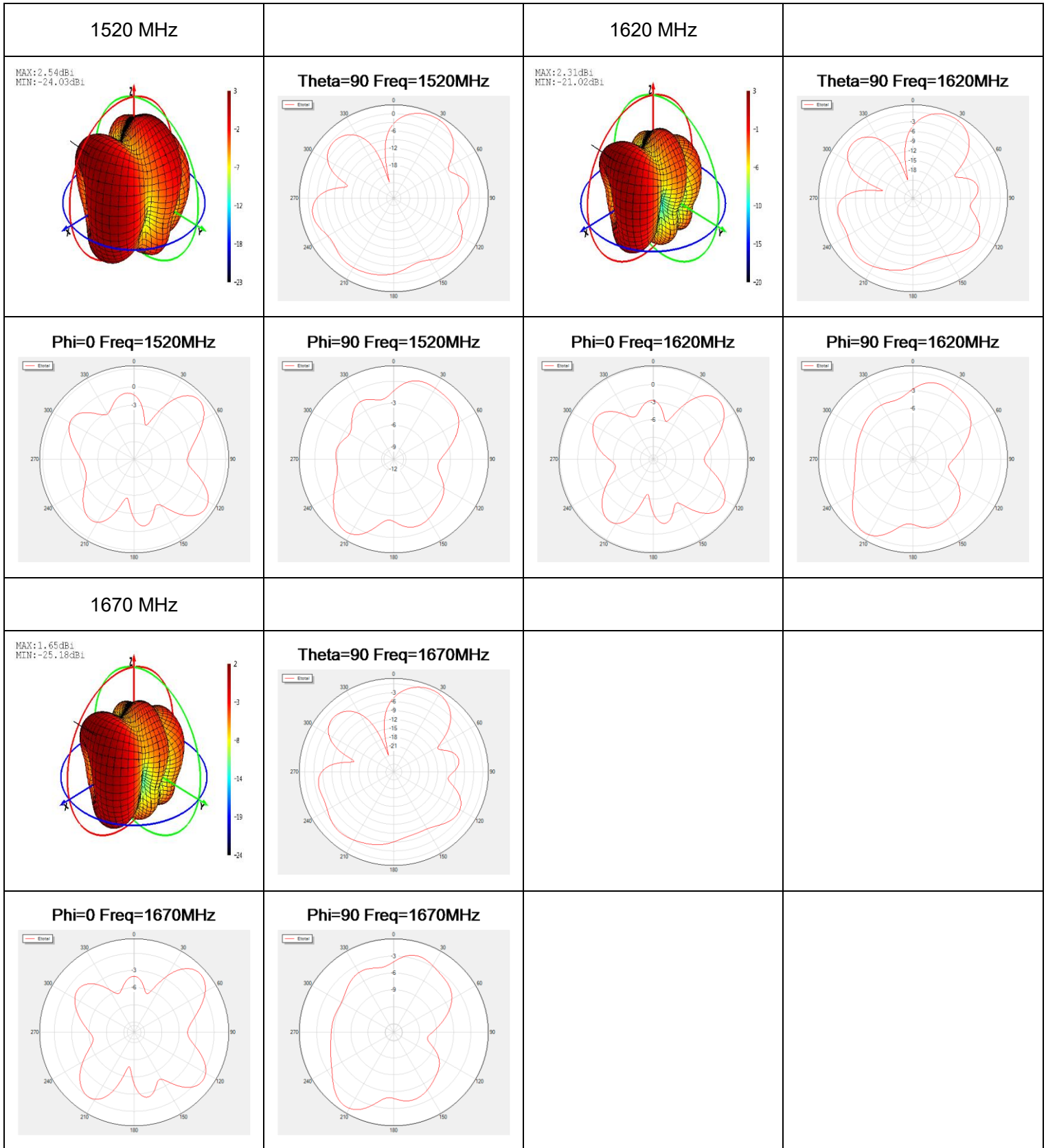






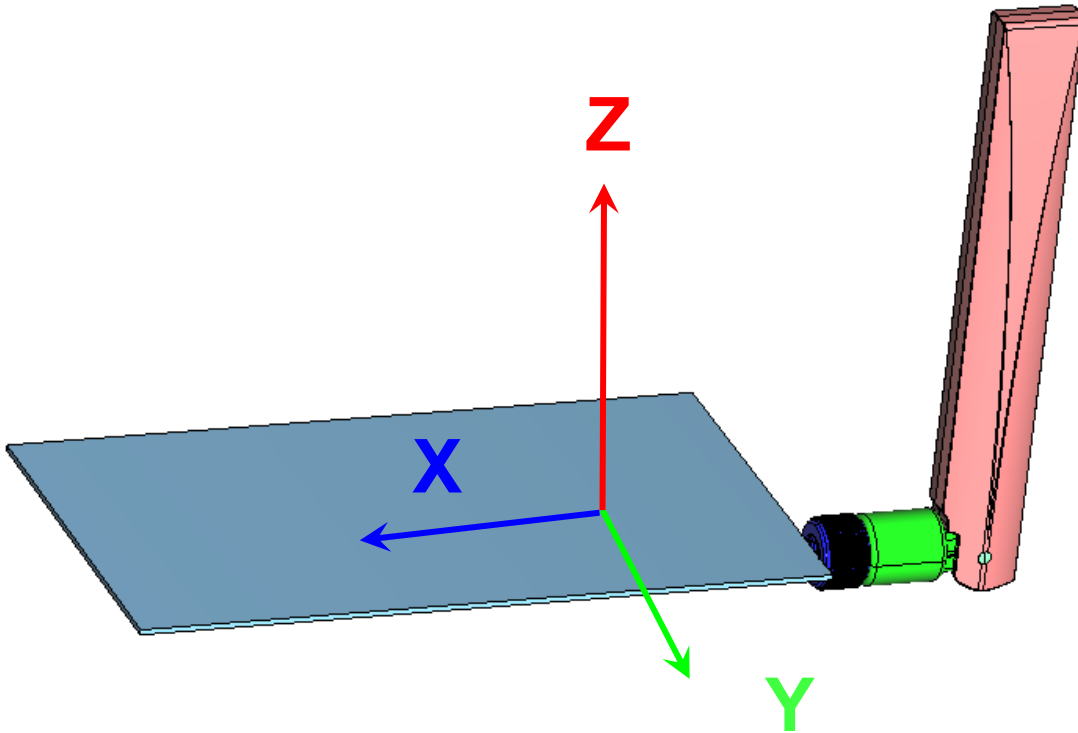


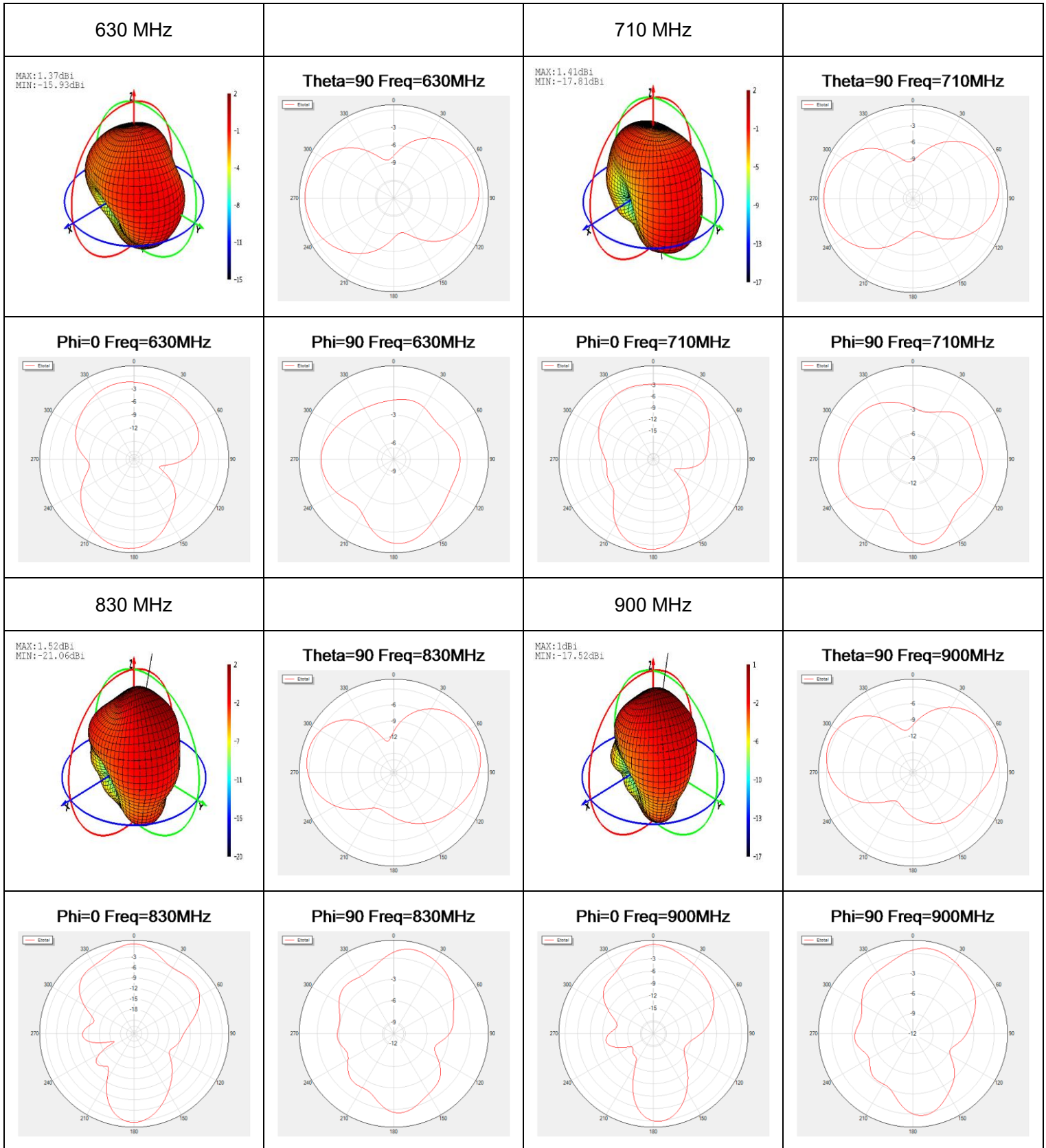


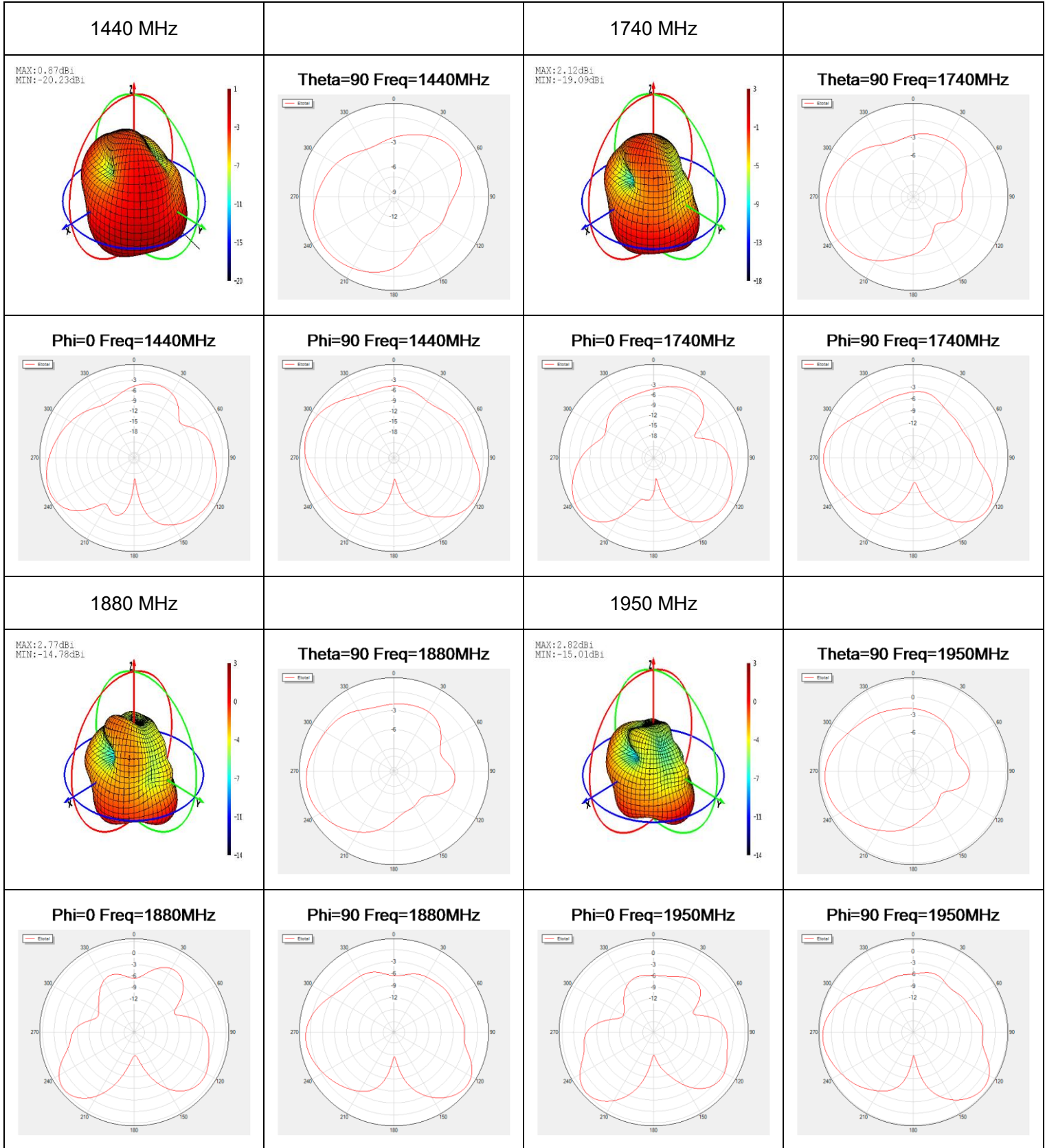


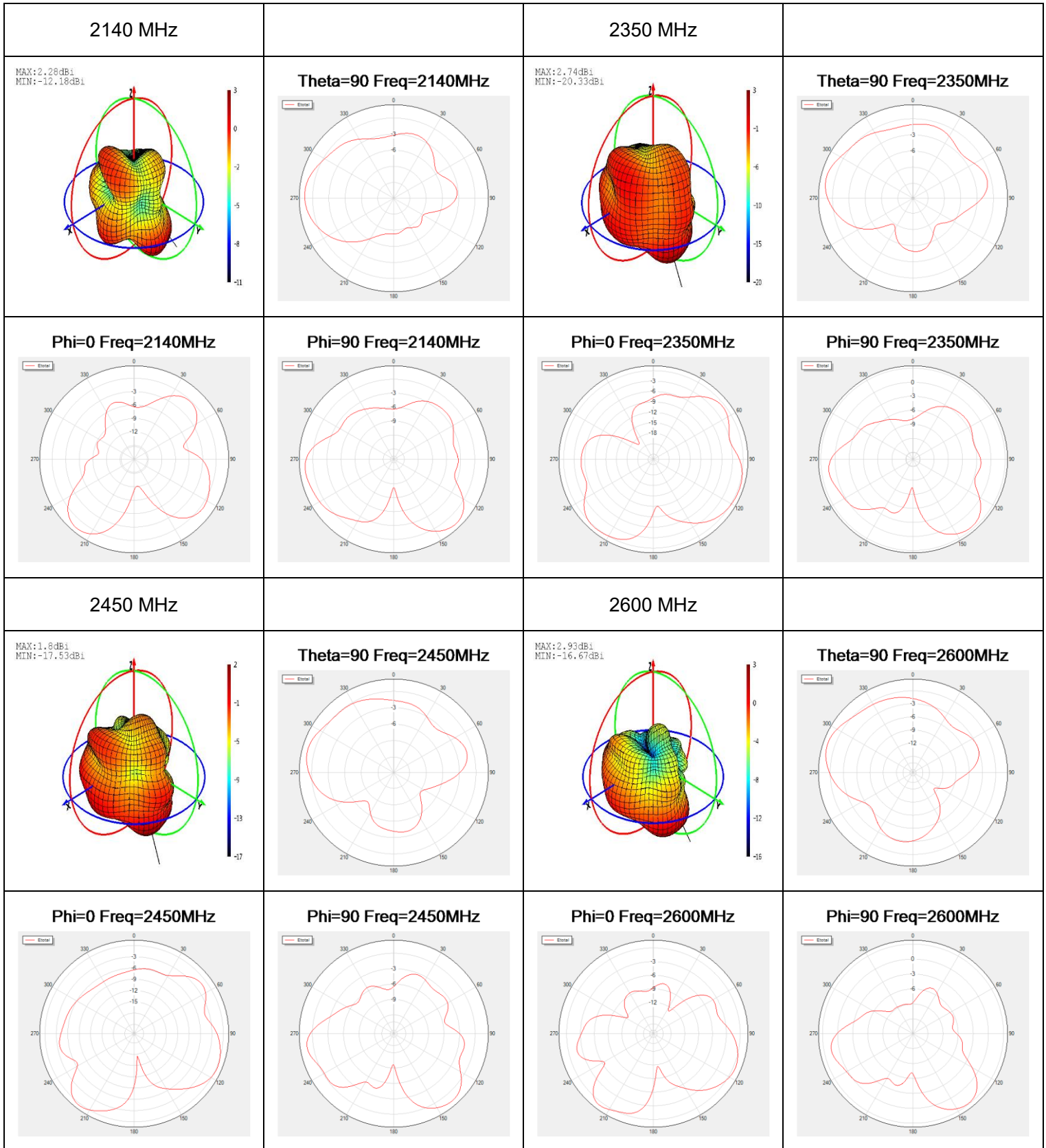
3.3.4.2. Test Condition: On 130 mm × 70 mm EVB and Bent

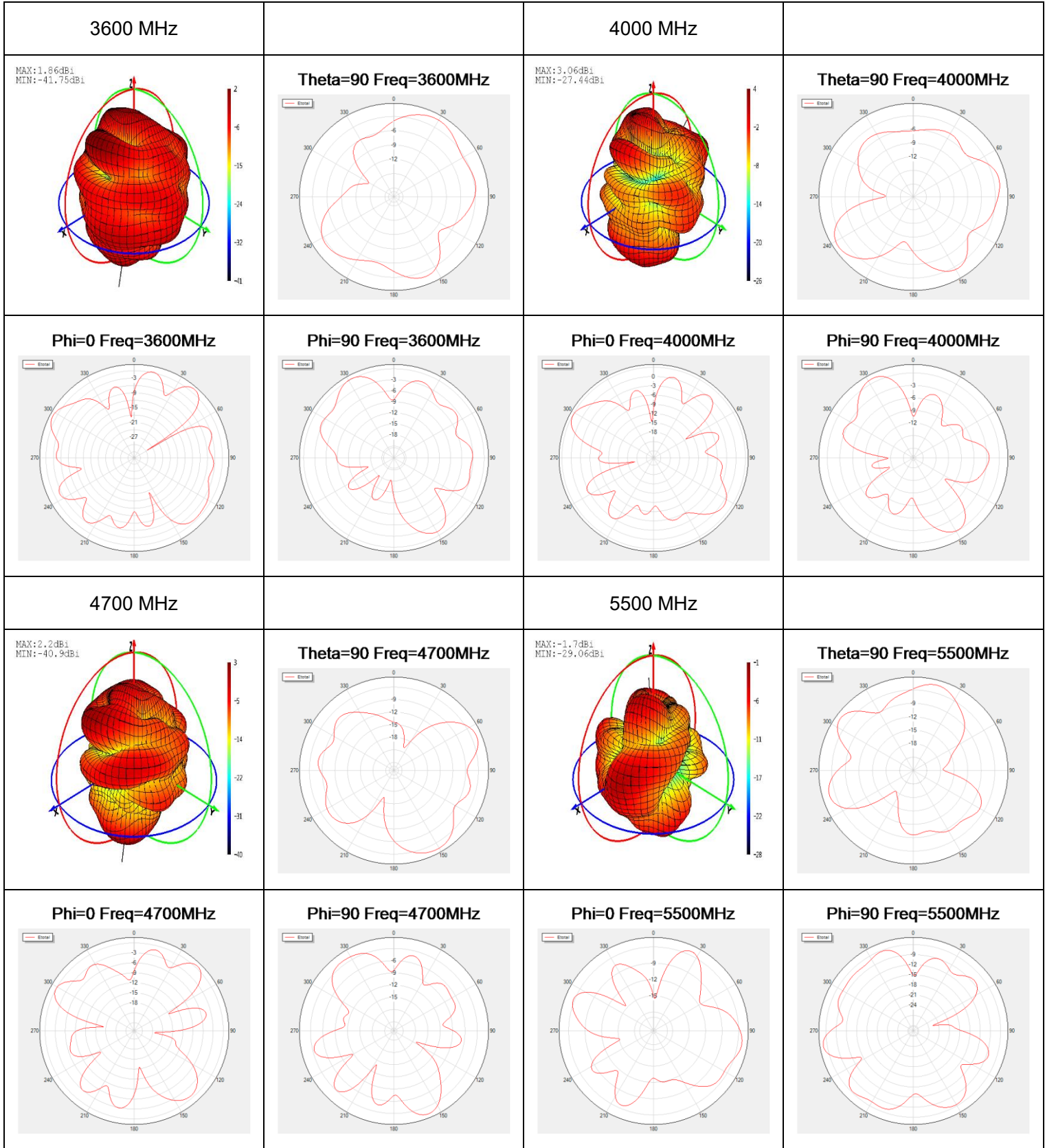
- Test Chamber: FS-S-1

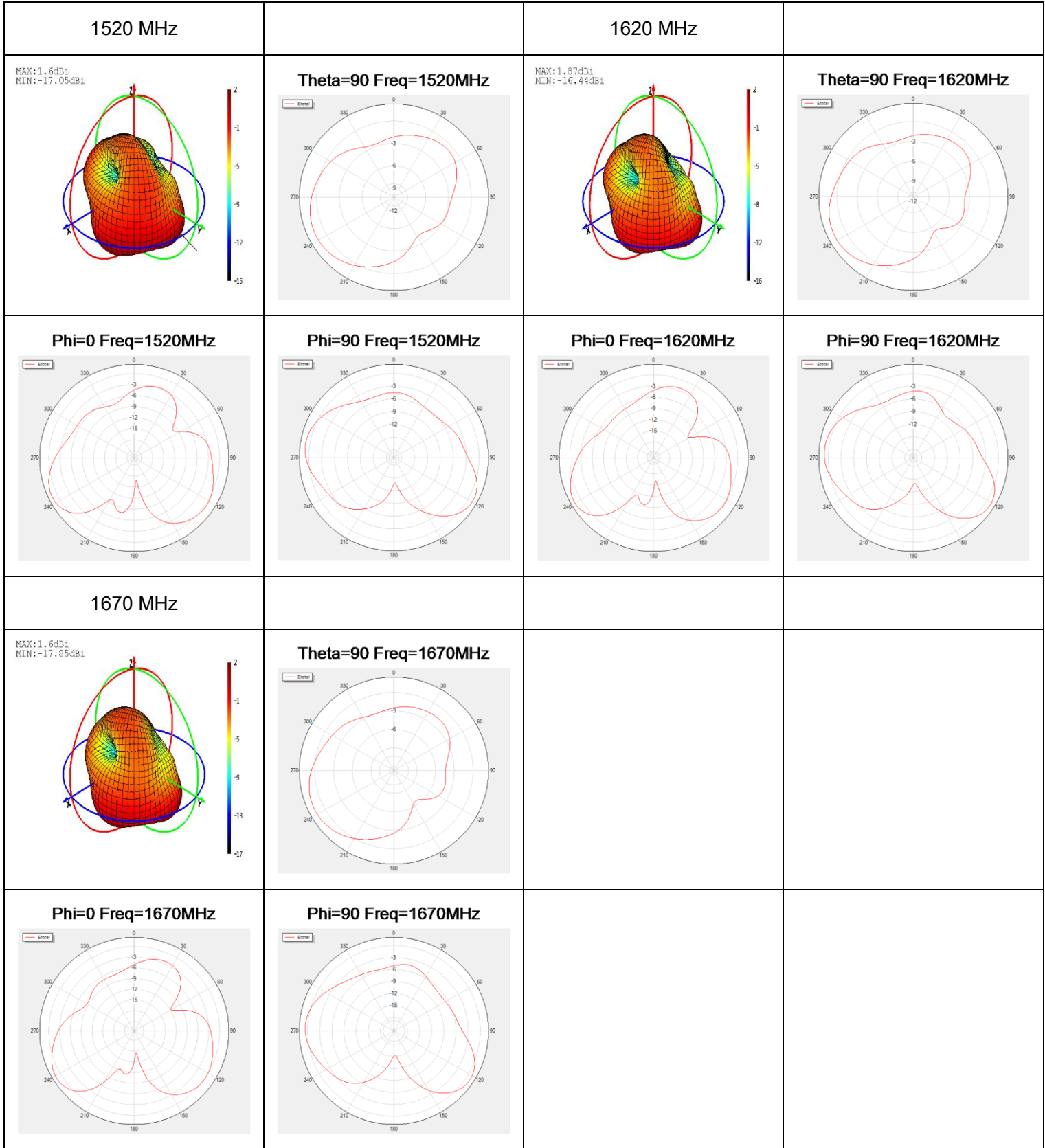




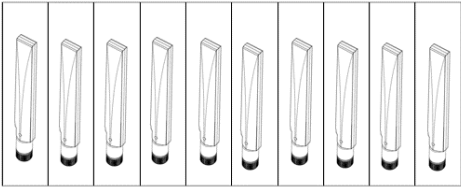
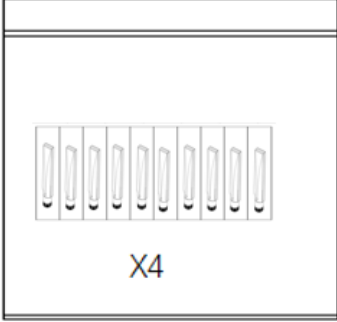
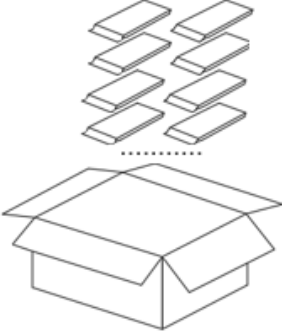
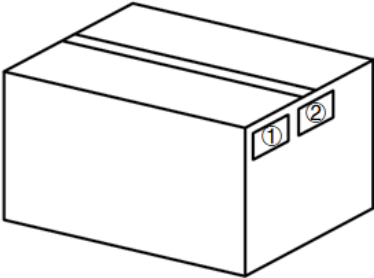


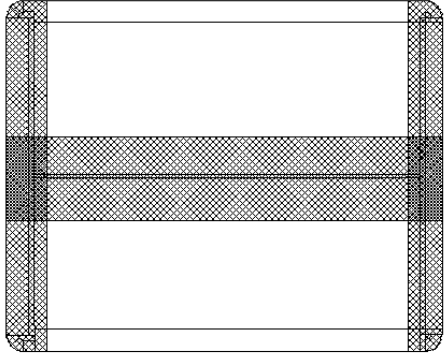






4 Packaging

Step	Packaging Picture / 2D Picture	Description
1		<p>10 antenna products in a one-piece bag. (10 Antennas / One-piece Bag)</p>
2		<p>40 antenna products in a PE bag. (40 Antennas / PE Bag)</p>
3		<p>(18 PE Bags / Carton Box) (720 Antennas / Carton Box) Estimated quantity Products that cannot fill the entire carton box are packed in a suitable size carton box. <u>Carton Size:</u> <u>L × W × H = 370 × 370 × 295 mm</u></p>
4		<p>Position for Attaching Labels</p> <ul style="list-style-type: none"> ① Carton Label ② Quality Label

5		Sealing Cartons H-shaped sealing cartons
Note	The initial packaging method described above is for reference only, and the final actual packaging method shall be subject to the actual shipping packaging.	

Contact Us

At Quectel, our aim is to provide timely and comprehensive services to our customers. If you require any assistance, please contact our headquarters:

Quectel Wireless Solutions Co., Ltd.

No. 8 Waipojing Road, Sijing Town, Songjiang District, Shanghai 201601, China

Tel: +86 21 5108 6236

Email: info@quectel.com

Or our local offices. For more information, please visit:

<https://www.quectel.com/contact/>.

For technical support, or to report documentation errors, please visit:

<https://www.quectel.com/tech-support/>.

Or email us at: support@quectel.com.

Legal Notices

We provide this document to support your product design. You are required to design your products based on the specifications and parameters set forth herein. You agree that you are responsible for using independent analysis and evaluation in designing intended products, and we provide reference designs for illustrative purposes only. Before using any hardware, software or service guided by this document, please read this notice carefully. Even though we employ commercially reasonable efforts to provide the best possible experience, you hereby acknowledge and agree that this document and related services hereunder are provided to you on an “as available” basis. You acknowledge and agree that we may add to, amend, or restate this document at any time at our sole discretion without any prior notice to you, and such additions, amendments, or restatements shall be binding upon you.

Use and Disclosure Restrictions

License Agreements

The recipient of any hardware, software, materials, or documentation provided by us shall keep such content confidential, unless expressly authorized by us. The recipient shall not disclose, access, or use any part of the received content for any purpose other than the execution and implementation of the intended project.

Copyright

Our and third-party products hereunder may contain copyrighted materials, including but not limited to protected content, hardware, software, and documentation owned by us or applicable third parties. Unless prior written consent is obtained, you shall not access, use, or disclose any documents or information provided by us, nor shall you copy, reproduce, republish, display, translate, distribute, merge, modify, or create derivative works from any such copyrighted materials. We and the applicable third party retain exclusive rights to all copyrighted materials. No license to any patents, copyrights, trademarks, or service marks shall be granted or transferred. For the avoidance of doubt, no form of purchase shall be construed as granting any license beyond a normal, non-exclusive, royalty-free license to use the product. We reserve the right to pursue legal action against any violation of confidentiality obligations, unauthorized use, or any other unlawful or malicious use of the aforementioned documents and information.

Trademarks

Unless otherwise expressly provided, nothing in this document shall be construed as conferring any rights to use any trademark, trade name, name, abbreviation, or counterfeit thereof owned by us or any third party in advertising, publicity, or any other contexts.

Third-Party Rights

You understand that this document may refer to hardware, software, and/or documentation owned by one or more third parties (“third-party materials”). Use of such third-party materials is subject to all applicable restrictions and obligations set forth herein.

We make no warranty or representation, either express or implied, regarding the third-party materials, including but not limited to any implied or statutory, warranties of merchantability or fitness for a particular purpose, quiet enjoyment, system integration, information accuracy, and non-infringement of any third-party intellectual property rights with regard to the licensed technology or use thereof. Nothing herein constitutes a representation or warranty by us to either develop, enhance, modify, distribute, market, sell, offer for sale, or otherwise maintain production of any our products or any other hardware, software, device, tool, information, or product. We moreover disclaim any and all warranties arising from the course of dealing, course of performance, or usage of trade.

Privacy Policy

To enable product functionality, certain device data may be uploaded to our or third-party servers, including those operated by carriers, chipset suppliers, or servers designated by you. We strictly comply with applicable laws and regulations and will retain, use, disclose, or otherwise process relevant data solely for the purpose of enabling product functionality, or as permitted by applicable laws. Before interacting with any third party regarding data exchange, please be informed of and understand their privacy and data security policies.

Disclaimer

- a) We shall not be liable for any damages resulting from failure to comply with applicable operational or design specifications.
- b) We shall bear no liability for any inaccuracies or omissions in this document, nor for any damages arising from the use of the information contained herein.
- c) While we make every effort to ensure the integrity, accuracy, and timeliness of the features and functions under development, errors or omissions may nevertheless occur. Unless otherwise provided in a valid written agreement, we make no warranties of any kind, express, implied, or statutory, and disclaim all liability for any loss or damage arising from the use of any features or functions under development, to the maximum extent permitted by law, regardless of whether such loss or damage is foreseeable.
- d) We assume no legal responsibility for the accessibility, safety, accuracy, availability, legality, or completeness of any information, content, advertising, commercial offers, products, services, or materials on third-party websites or third-party resources.

Copyright © Quectel Wireless Solutions Co., Ltd. 2026. All rights reserved.

Revision History

Version	Date	Author	Note
-	2024-05-12	Mordecai Liu/ Lance Sun/ David Liu/ Rainey Liao	Creation of the document
1.0	2024-05-12	Mordecai Liu/ Lance Sun/ David Liu/ Rainey Liao	First official release
1.1	2024-07-16	Mordecai Liu	Updated all test data in the document.
1.2	2024-08-12	Mordecai Liu/ David Liu	1. Add OTA test data (Chapter 3.2). 2. Updated the packaging (Chapter 4).
1.3	2024-10-08	Mordecai Liu	Added NTN data (Chapter 1.1 & 3).
1.4	2024-11-07	Lance Sun	Updated the drawing (Chapter 2).
1.5	2025-01-23	Aria Chu	Delete a note below the table (Chapter 1.2).
1.6	2025-04-16	Rainey Liao	Updated the antenna image (Cover page).
1.7	2025-11-07	Blake Xiang	Updated the drawing (Chapter 2).
1.8	2026-01-12	Strong Qiang	Updated the packaging (Chapter 4).

QUECTEL

www.quectel.com