



Antenna Datasheet

Product OC: YECT009W1AM

Version: 2.4

Date: 2026-02-02

Status: Released

Product Name: 4G Terminal Mount Rubber Monopole External Antenna

Key Features:

Frequency Band: 700–960 MHz, 1710–2690 MHz

Dimensions: Φ 10.22 mm \times 69.5 mm

Efficiency: Up to 61.2 % (Straight)

RoHS Compliant

Overview

YECT009W1AM is a 4G rubber antenna measuring Φ 10.22 mm × 69.5 mm. This ultra-wide-band 4G antenna provides broad coverage from 600–960 MHz, 1710-2690 MHz whilst offering backward-compatibility to support 3G and 2G networks as well as LTE Cat-M and narrowband IoT (NB-IoT). The antenna is terminated with SMA Male connector. Ideal for applications where the antenna is required to be discrete, this low profile, terminal mount omni-directional antenna is easy to install with maximum durability assured thanks to its POM enclosure. It is compatible with Quectel's EC2x Series modules.

It allows constant and reliable transmission and reception due to its omni-directional gain across all frequency bands. YECT009W1AM is designed as a monopole antenna, which needs to be mounted on a ground plane to offer high efficiency in all working bands. It is a perfect antenna product for customers that desire highest performance. This high-efficiency, high-gain omni-directional antenna is ideally suited for remote monitoring, vehicle tracking and telematics systems, routers and POS devices.

- **Typical applications include:**
 - ✓ remote monitoring
 - ✓ vehicle tracking and telematics systems
 - ✓ routers
 - ✓ POS devices

Quectel provides comprehensive antenna design support such as simulation, testing and manufacturing for custom antenna solutions to meet your specific application needs. We have regional R & D centers to offer quick response to meet your requirements. Please contact our sales & FAEs if you have any requests.

Contents

Overview	1
Contents	2
1 Specification	3
1.1. Electrical.....	3
1.2. Mechanical & Environmental	6
2 Drawing	7
3 Detailed Performance	8
3.1. S-Parameter Test	8
3.1.1. VSWR	8
3.1.2. Return Loss.....	9
3.2. Radiation Performance Test.....	10
3.2.1. Efficiency.....	10
3.2.2. Average Gain	11
3.2.3. Peak Gain	12
3.2.4. 3D & 2D Radiation Pattern	13
3.2.4.1. Test state: Straight.....	13
3.2.4.2. Test state: Bent.....	19
4 Packaging	25
Contact Us	27
Legal Notices	28
Revision History	30

1 Specification

Test Condition: On 130 mm × 70 mm EVB

1.1. Electrical

Electrical	
Frequency Range	700–960 MHz, 1710–2690 MHz
Impedance	50 Ω
Polarization	Linear
Radiation Pattern	Omni-directional

Electrical – Detail													
SPEC	Band	Band	B71	B12 /B13 /B28	B5 /B8 /B26	n74 /n75 /n76	B1 /B2 /B3	B40	Wi-Fi 2G	B38 /B41	B42 /B48 /n77	n79	Wi-Fi 5G
	Freq. (MHz)	600– 700	700– 810	820– 960	1420– 1520	1700– 2170	2300– 2400	2400– 2500	2500– 2690	3300– 4200	4400– 5000	5150– 5850	
Max. VSWR	Straight	-	4.0	2.3	-	2.5	2.0	2.1	2.1	-	-	-	
	Bent	-	4.7	2.9	-	2.1	2.0	2.2	2.5	-	-	-	
Max. Return Loss(dB)	Straight	-	-4.5	-8.1	-	-7.3	-9.7	-9.2	-9.1	-	-	-	
	Bent	-	-3.8	-6.4	-	-8.9	-9.5	-8.5	-7.5	-	-	-	
AVG Eff. (%)	Straight	-	57.0	64.2	-	59.3	68.5	63.6	56.5	-	-	-	
	Bent	-	48.8	58.0	-	62.2	68.0	63.0	54.3	-	-	-	
AVG AVG Gain (dB)	Straight	-	-2.5	-1.9	-	-2.3	-1.6	-2.0	-2.5	-	-	-	
	Bent	-	-3.2	-2.4	-	-2.1	-1.7	-2.0	-2.7	-	-	-	
Max. Peak Gain(dBi) Frequency (MHz)	Straight	-	1.8 (770)	1.6 (890)	-	2.6 (2130)	2.1 (2350)	1.5 (2430)	1.8 (2560)	-	-	-	
	Bent	-	1.5 (810)	1.7 (930)	-	2.3 (2130)	2.0 (2350)	1.4 (2430)	1.8 (2560)	-	-	-	
VSWR	Straight							≤ 4.0					
	Bent							≤ 4.7					
Return Loss	Straight							≤ -4.5 dB					
	Bent							≤ -3.8 dB					
Gain	Straight							≤ 2.6 dBi					
	Bent							≤ 2.3 dBi					

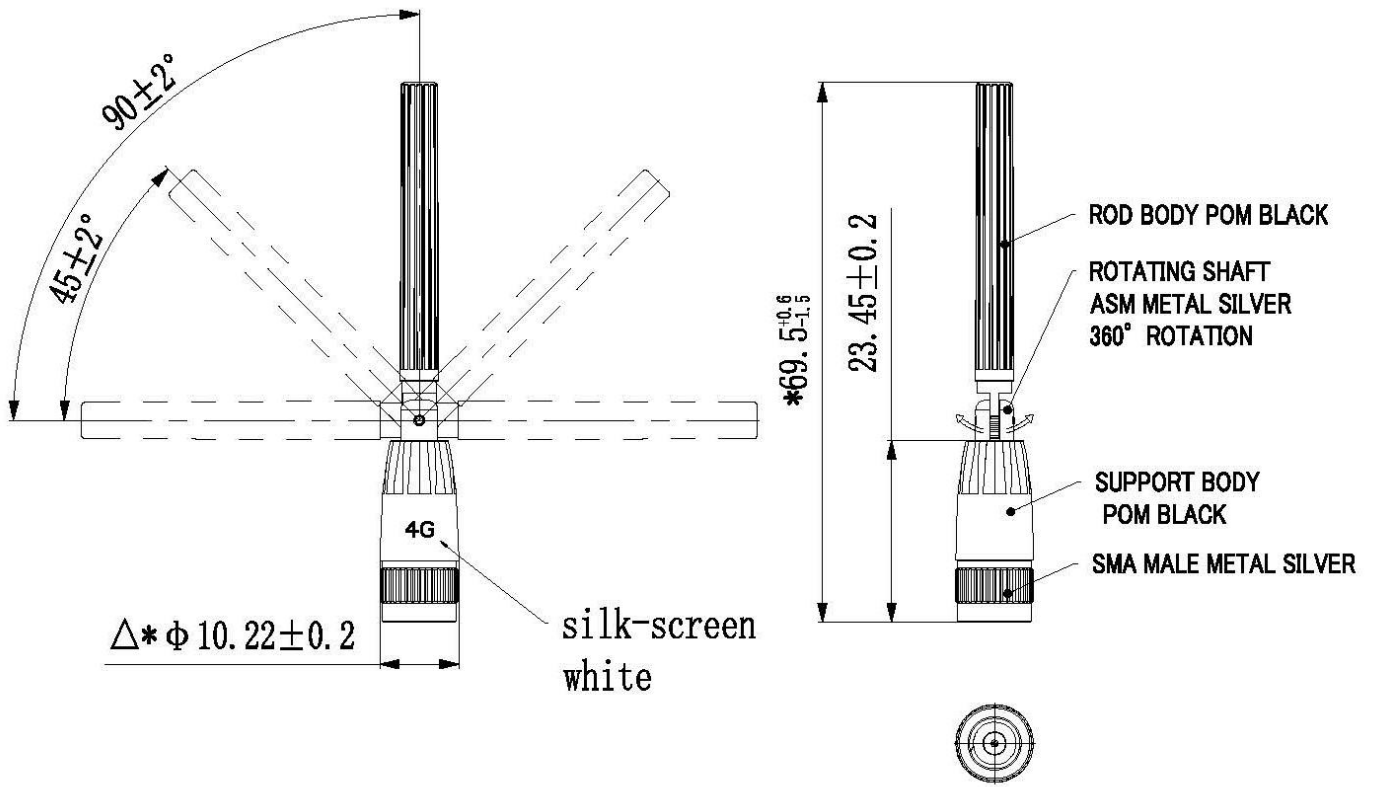
Gain – Detail				
	Band	Freq. (MHz)	Max peak Gain (dBi)	
			Straight	Bent
FDD < 3 dBi	B1	1920–1980	2.1	1.9
	B3	1710–1785	0.7	0.9
	B8	880–915	1.6	1.6
	B18	815–830	1.4	1.2
	B19	830–845	1.4	1.2
	B26	814–849	1.4	1.2
	B28	703–748	1.0	0.4
TDD < 4 dBi	B39	1888–1920	2.1	1.8
	B41 (Disable HPUE)	2496–2690	1.8	1.8

- **Straight:** The connector is vertical.
- **Bent:** The connector is bend.

1.2. Mechanical & Environmental

Mechanical	
Antenna Dimensions	Φ 10.22 mm × 69.5 mm
Casing Material & Color	POM & Black
Connector Type	SMA Male
Weight	Typ. 8.9 g
Mounting Type	Terminal (Connector)
Environmental	
Operation Temperature	-40 °C to +85 °C
Storage Temperature	-40 °C to +85 °C
RoHS Compliant	Yes

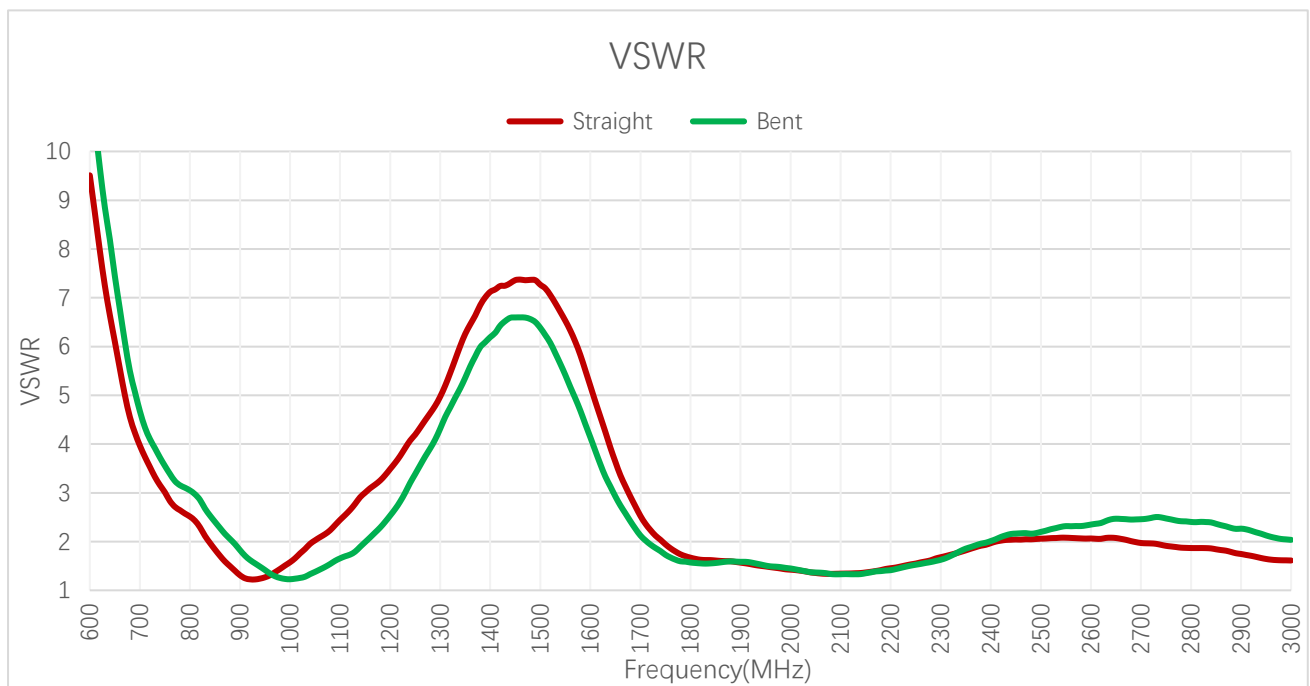
2 Drawing



3 Detailed Performance

3.1. S-Parameter Test

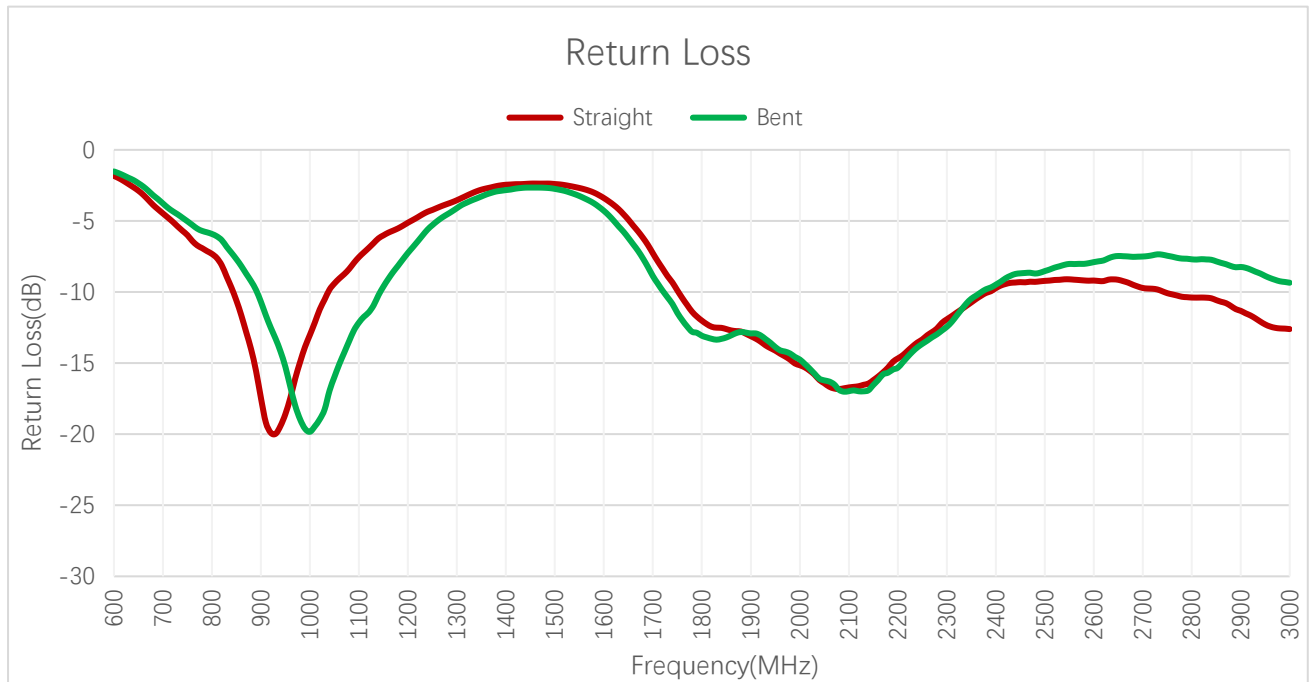
3.1.1. VSWR



VSWR

Frequency (MHz)	600	630	710	830	900	960	1440	1710	1740	1880
Straight	-	-	3.7	2.1	1.3	1.3	-	2.4	2.0	1.6
Bent	-	-	4.3	2.7	1.8	1.3	-	2.0	1.8	1.6
Frequency (MHz)	1950	2140	2350	2450	2600	2690	4700	5000	5500	6000
Straight	1.5	1.4	1.8	2.0	2.1	2.0	-	-	-	-
Bent	1.5	1.3	1.9	2.2	2.3	2.5	-	-	-	-

3.1.2. Return Loss

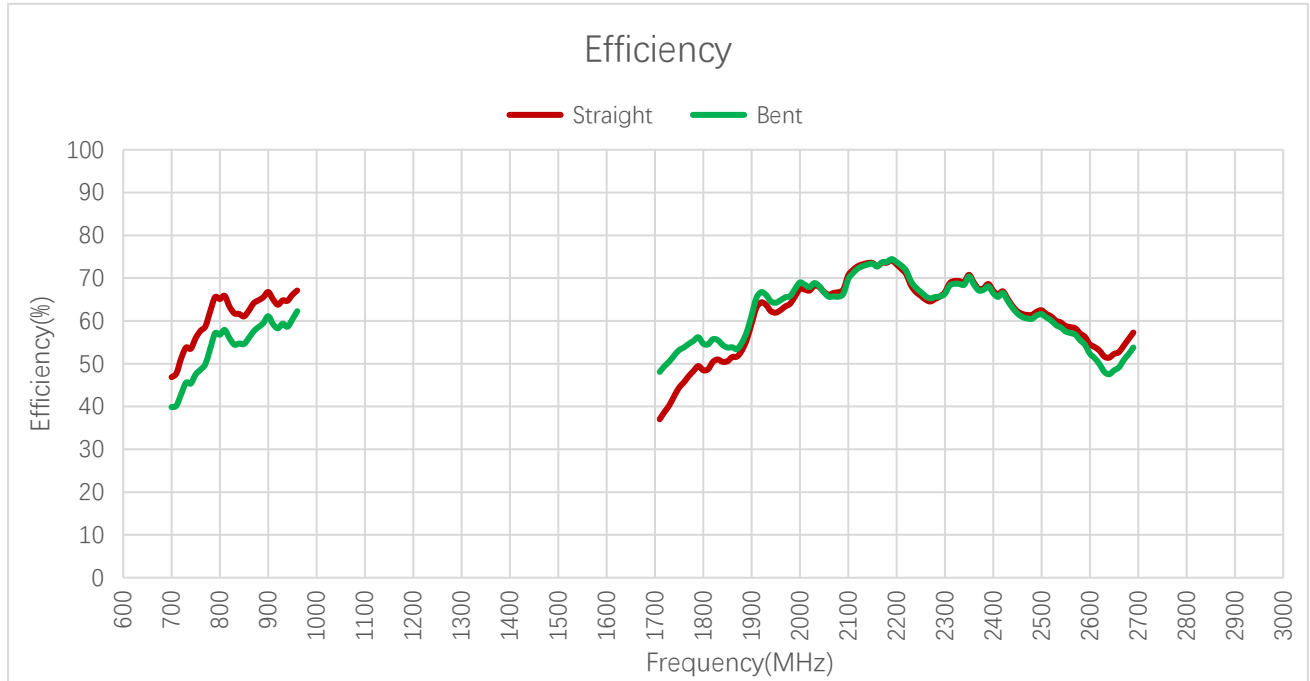


Return Loss (dB)

Frequency (MHz)	600	630	710	830	900	960	1440	1710	1740	1880
Straight	-	-	-4.8	-8.9	-17.5	-17.4	-	-7.8	-9.3	-12.8
Bent	-	-	-4.1	-6.8	-10.7	-16.7	-	-9.4	-10.8	-12.8
Frequency (MHz)	1950	2140	2350	2450	2600	2690	4700	5000	5500	6000
Straight	-14.1	-16.4	-10.7	-9.3	-9.2	-9.6	-	-	-	-
Bent	-13.9	-16.9	-10.5	-8.7	-7.9	-7.5	-	-	-	-

3.2. Radiation Performance Test

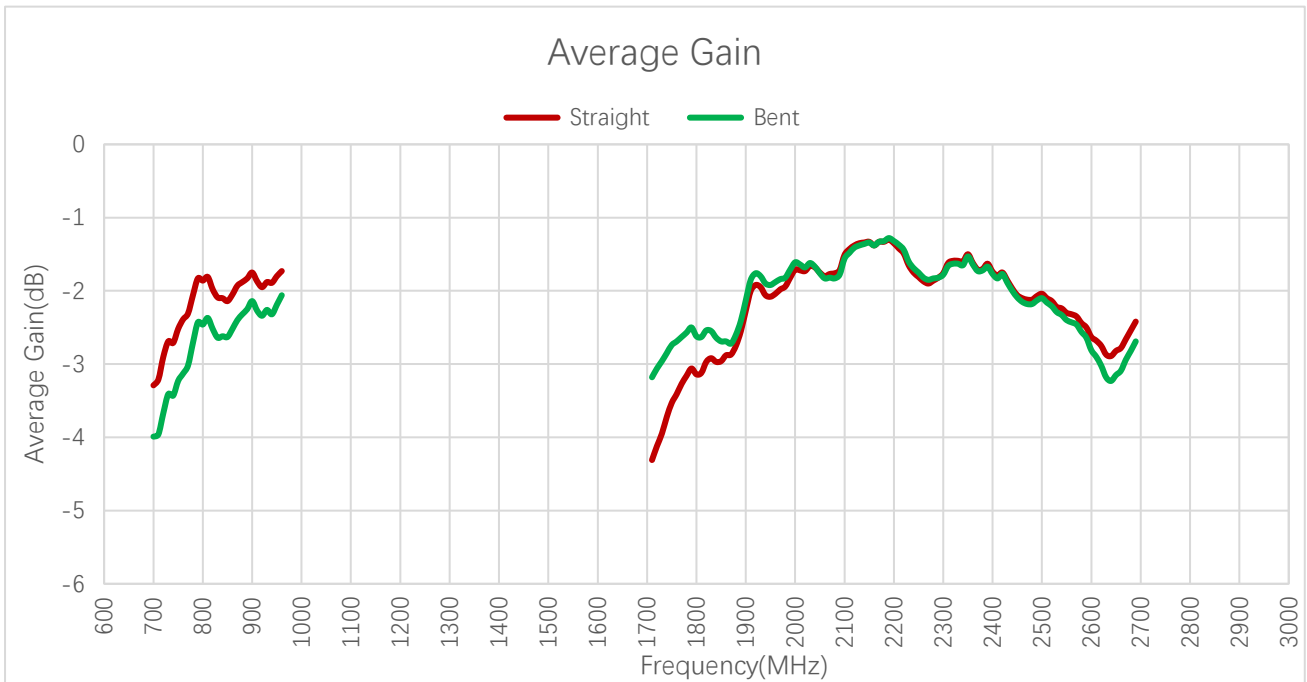
3.2.1. Efficiency



Efficiency (%)

Frequency (MHz)	600	630	710	830	900	960	1440	1710	1740	1880
Straight	-	-	47.7	61.8	66.8	67.1	-	37.0	42.4	53.1
Bent	-	-	40.2	54.5	61.1	62.3	-	48.1	51.9	54.9
Frequency (MHz)	1950	2140	2350	2450	2600	2690	4700	5000	5500	6000
Straight	61.9	73.5	70.8	62.3	54.5	57.3	-	-	-	-
Bent	64.3	73.2	70.4	61.8	52.4	53.8	-	-	-	-

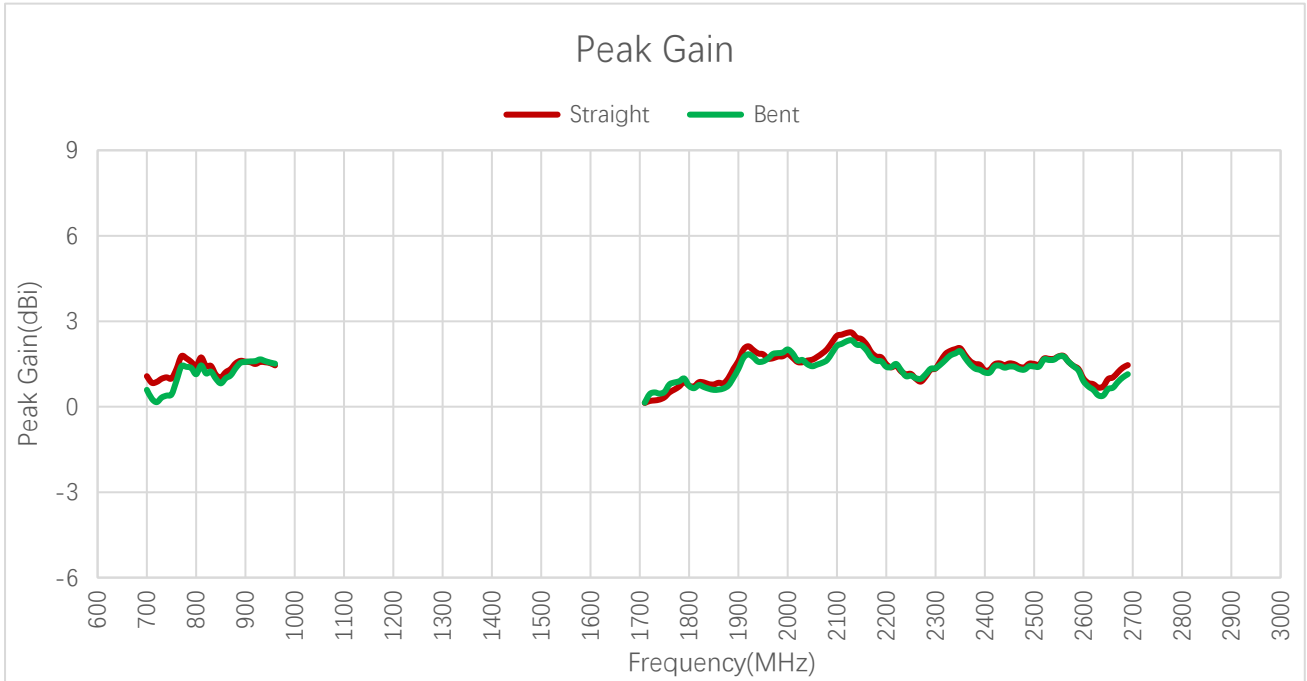
3.2.2. Average Gain



Average Gain (dB)

Frequency (MHz)	600	630	710	830	900	960	1440	1710	1740	1880
Straight	-	-	-3.2	-2.1	-1.8	-1.7	-	-4.3	-3.7	-2.8
Bent	-	-	-4.0	-2.6	-2.1	-2.1	-	-3.2	-2.9	-2.6
Frequency (MHz)	1950	2140	2350	2450	2600	2690	4700	5000	5500	6000
Straight	-2.1	-1.3	-1.5	-2.1	-2.6	-2.4	-	-	-	-
Bent	-1.9	-1.4	-1.5	-2.1	-2.8	-2.7	-	-	-	-

3.2.3. Peak Gain



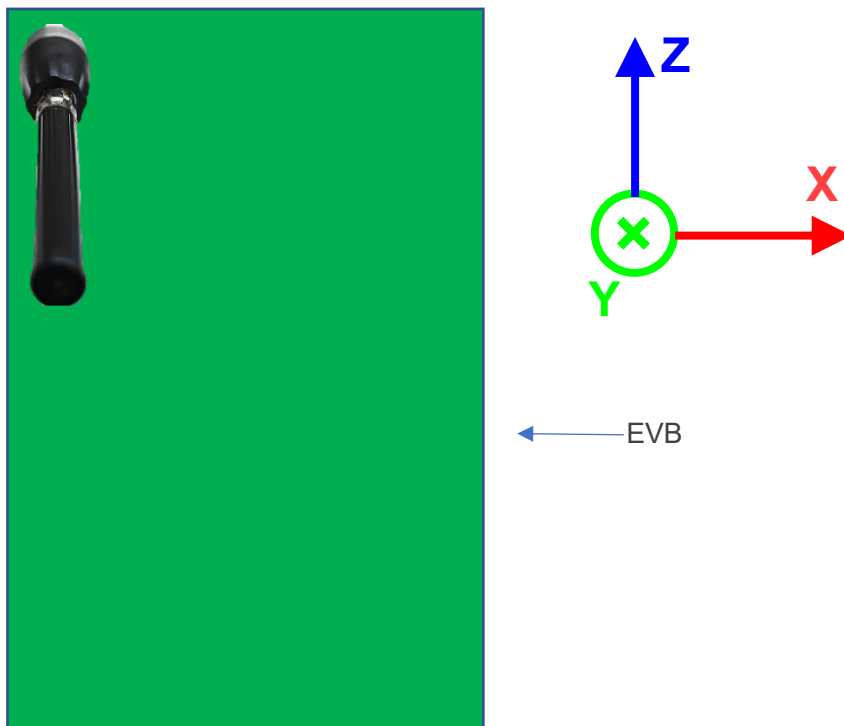
Peak Gain (dBi)

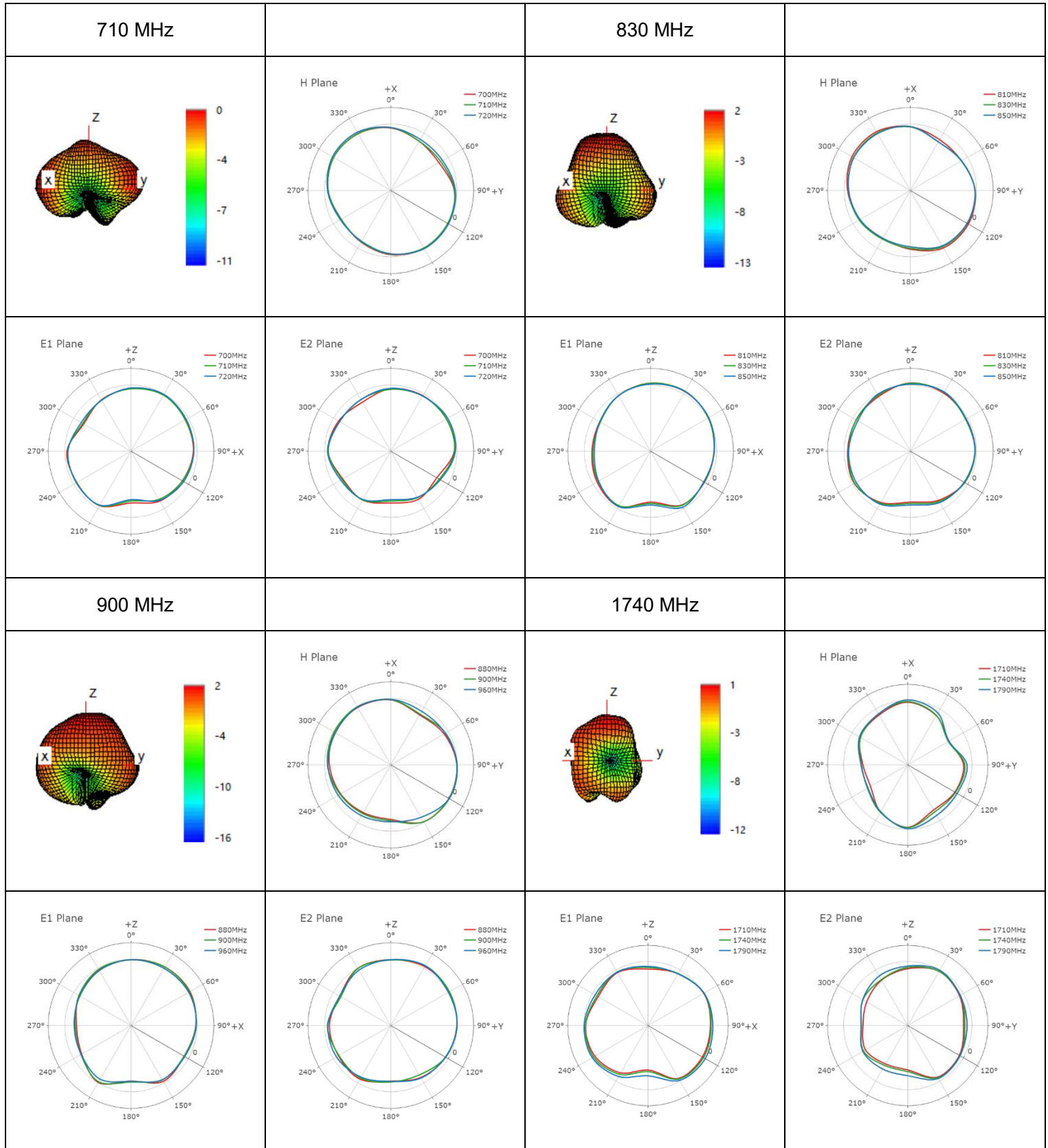
Frequency (MHz)	600	630	710	830	900	960	1440	1710	1740	1880
Straight	-	-	0.8	1.4	1.6	1.5	-	0.1	0.3	1.0
Bent	-	-	0.3	1.2	1.6	1.5	-	0.1	0.5	0.8
Frequency (MHz)	1950	2140	2350	2450	2600	2690	4700	5000	5500	6000
Straight	1.8	2.4	2.1	1.5	1.0	1.5	-	-	-	-
Bent	1.6	2.2	2.0	1.4	0.9	1.1	-	-	-	-

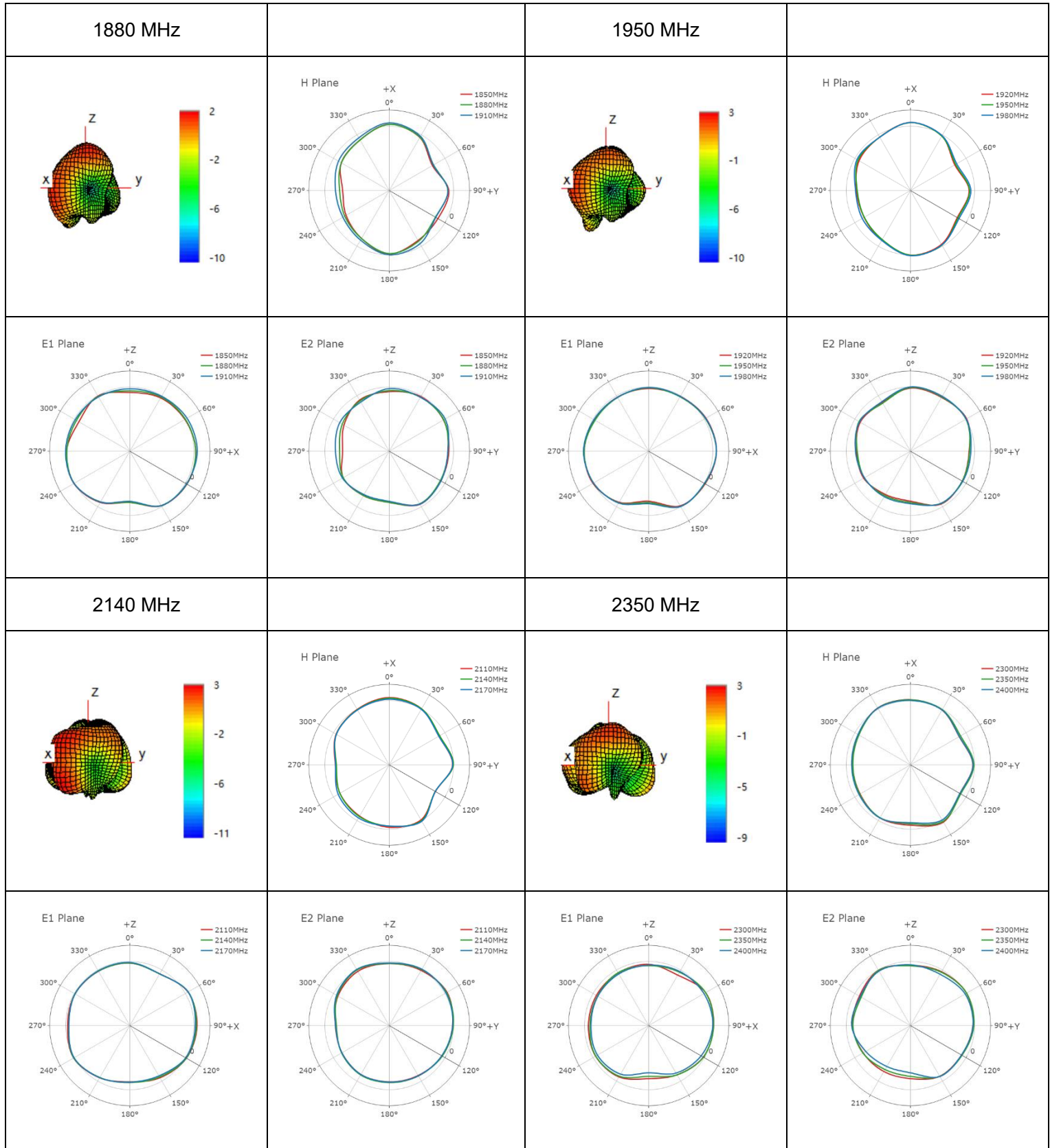
3.2.4. 3D & 2D Radiation Pattern

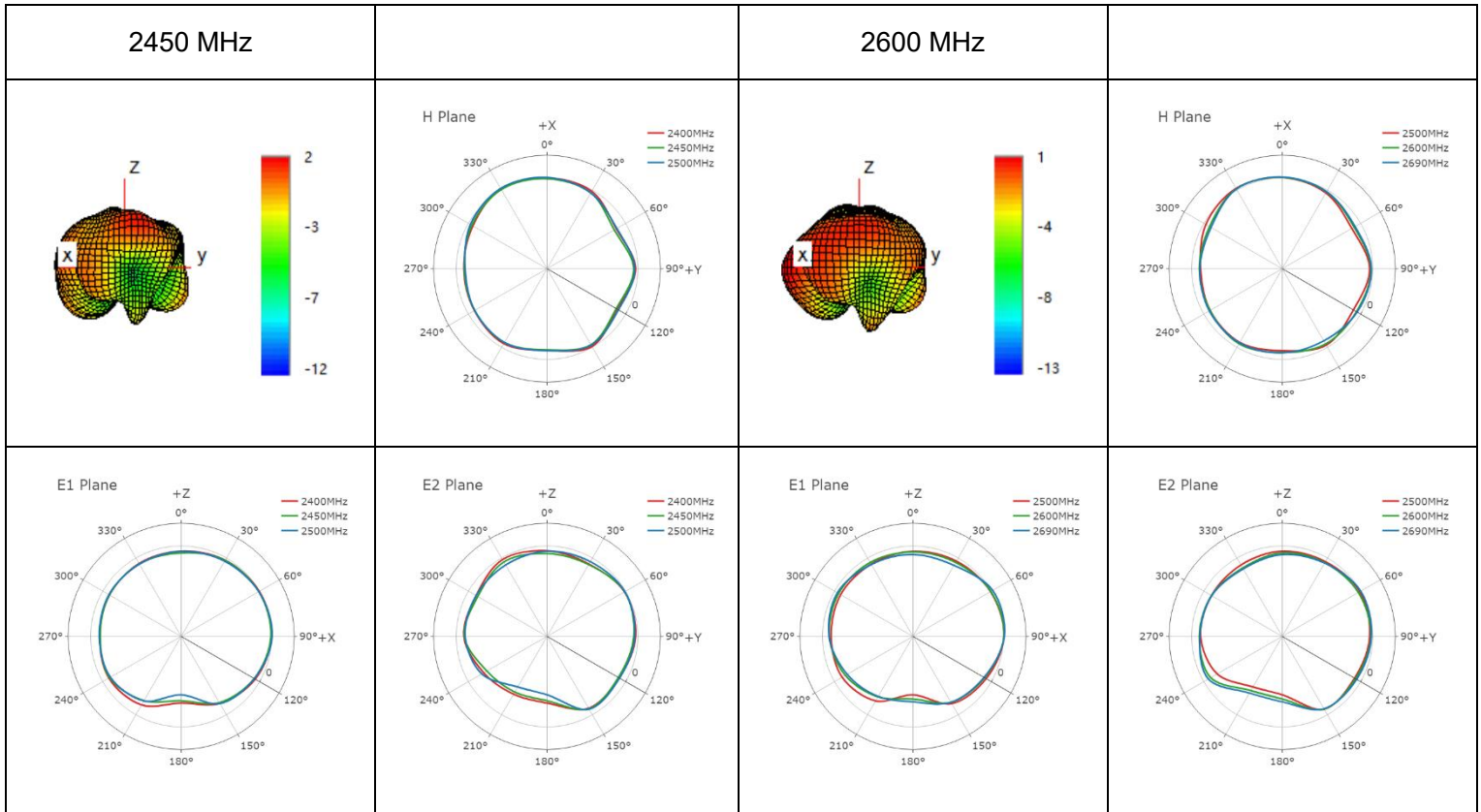
3.2.4.1. Test state: Straight

- Test Condition: On 130 mm × 70 mm EVB
- Test Chamber: GL-G-1

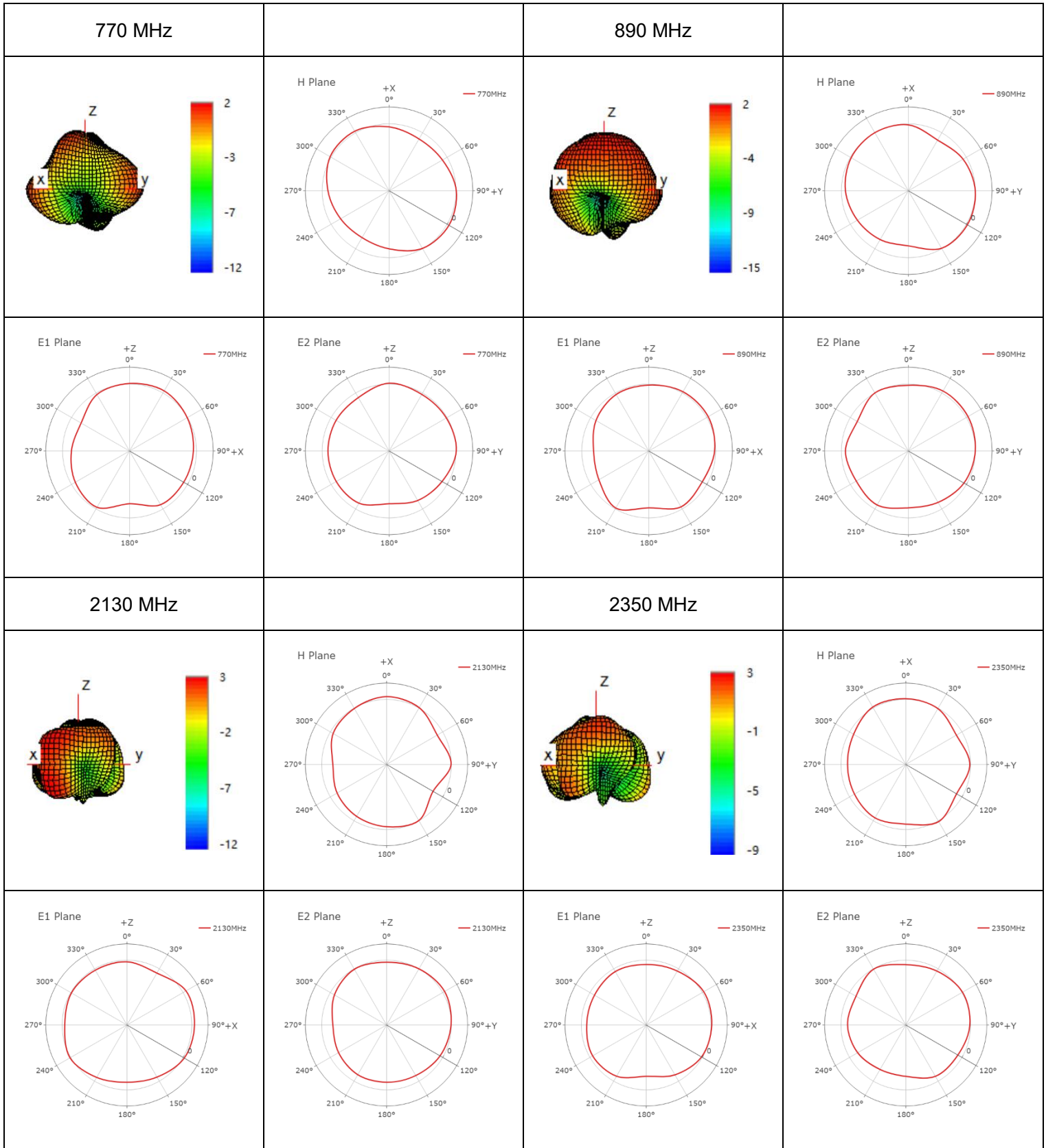


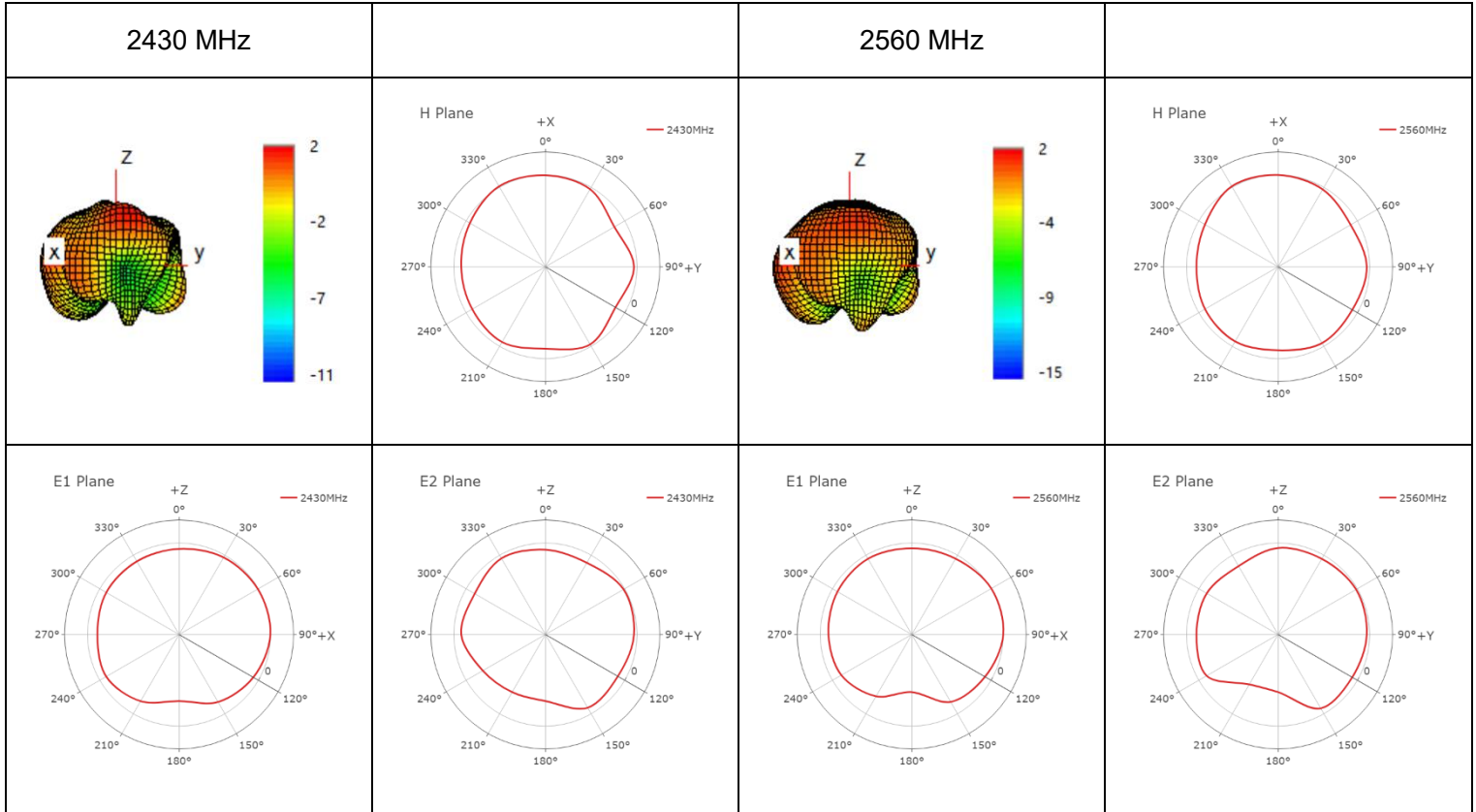






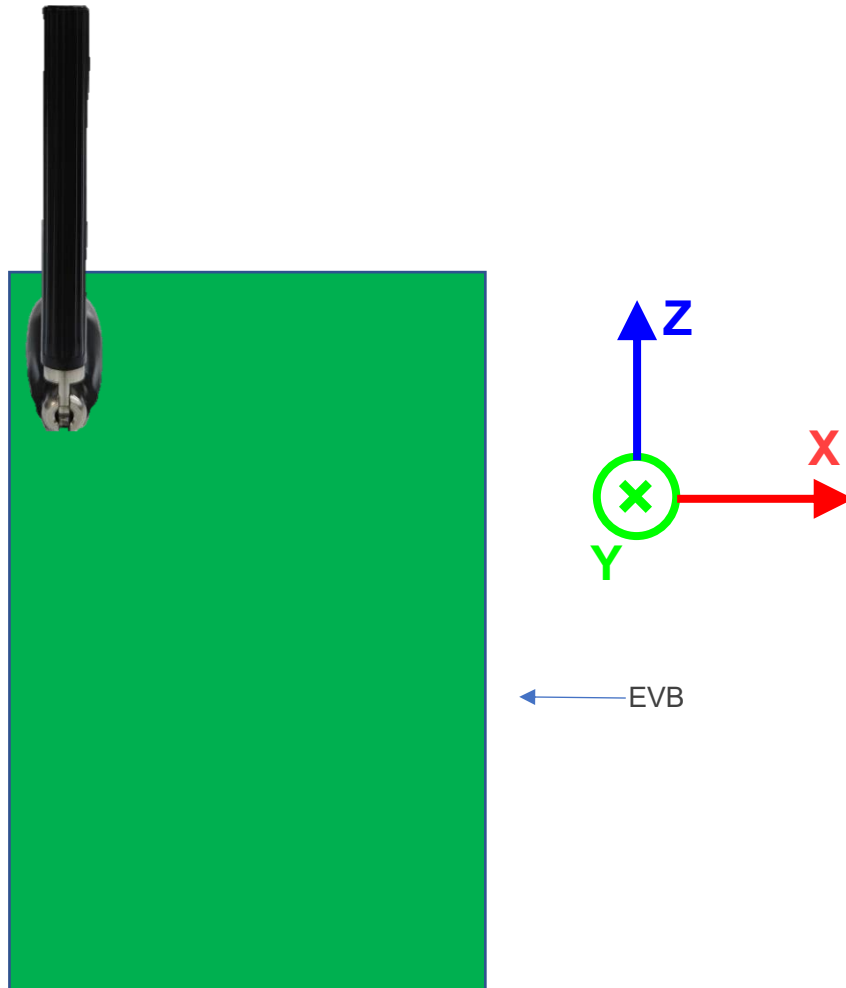
● **Max Peak Gain**

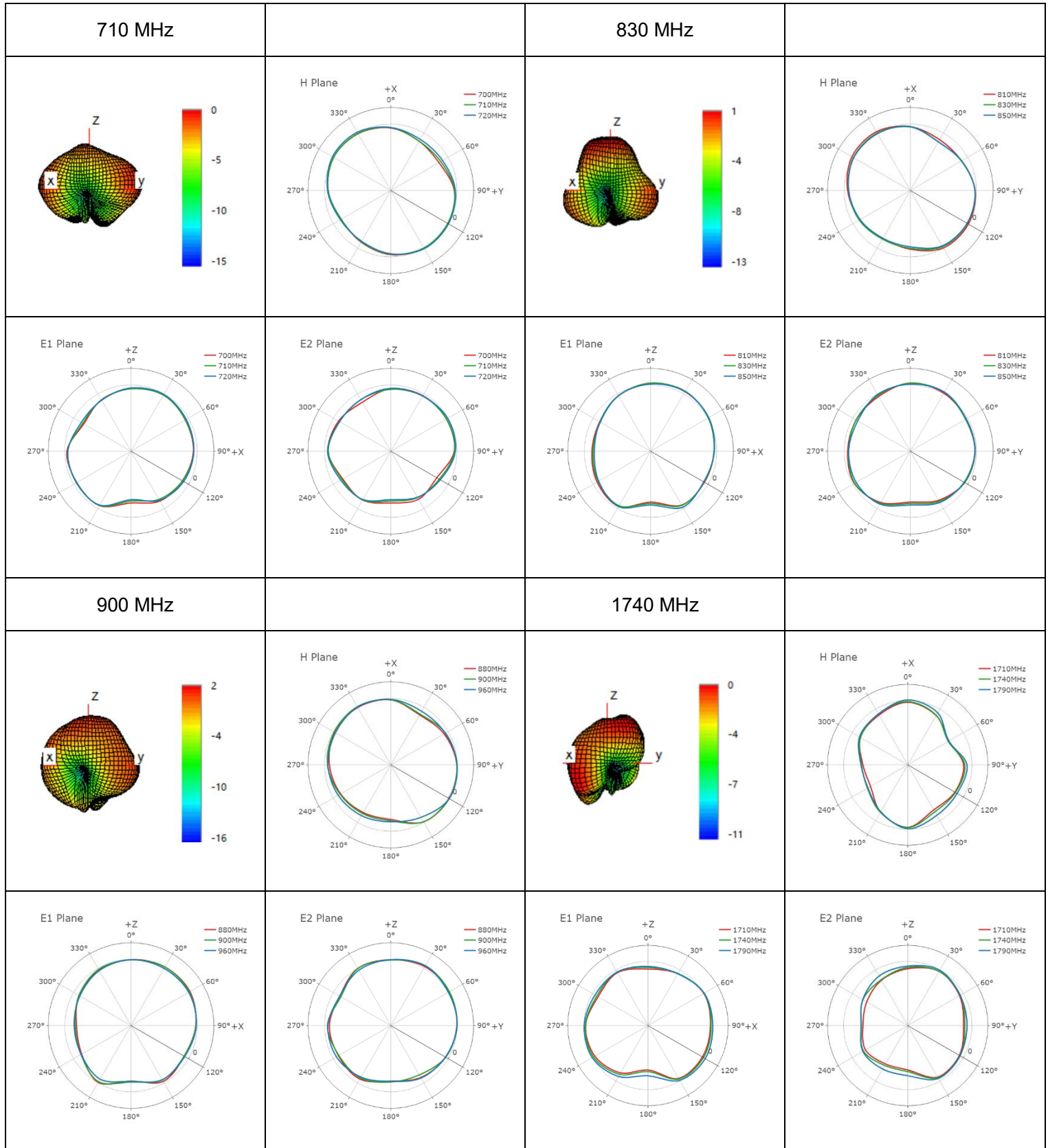


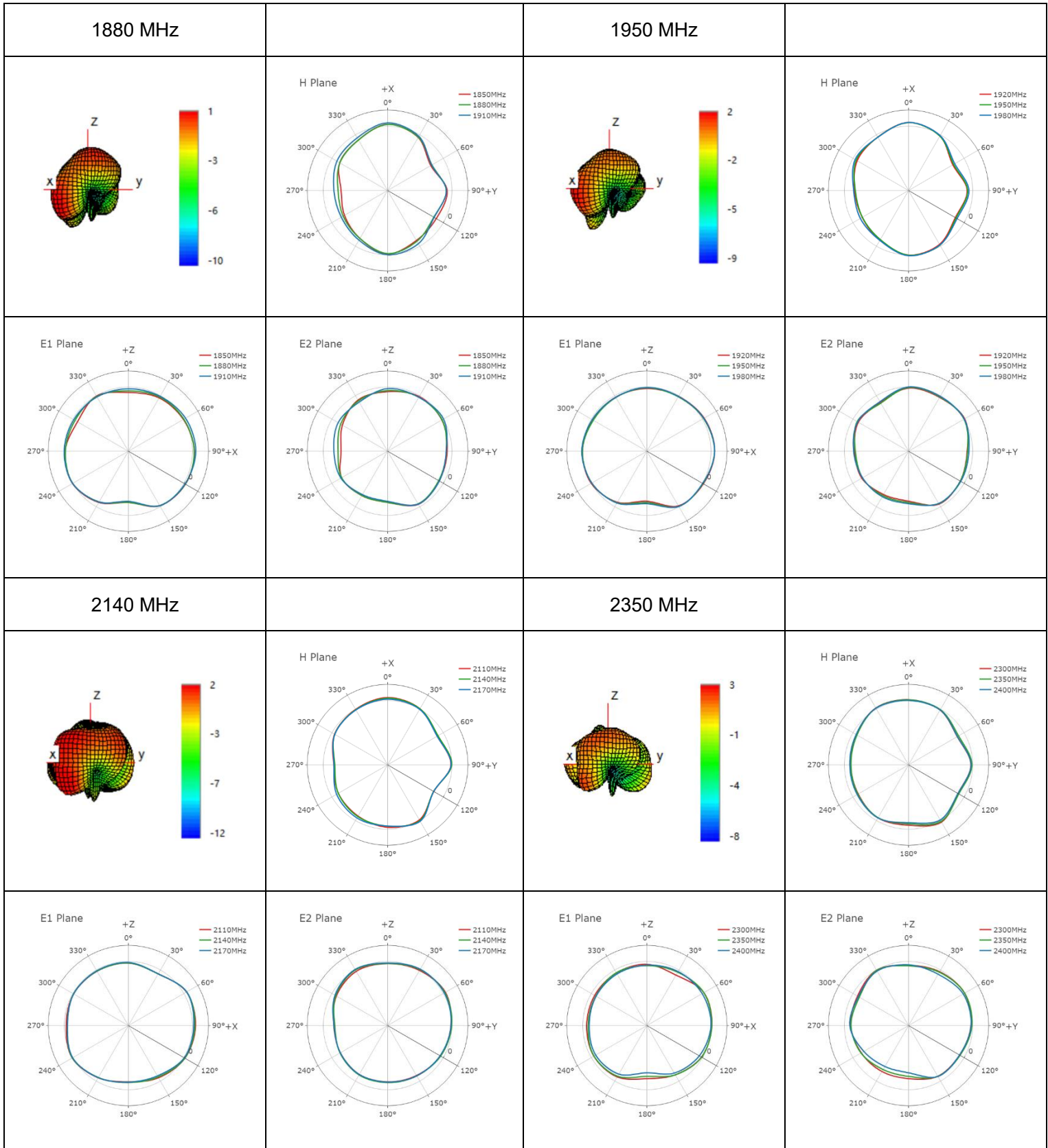


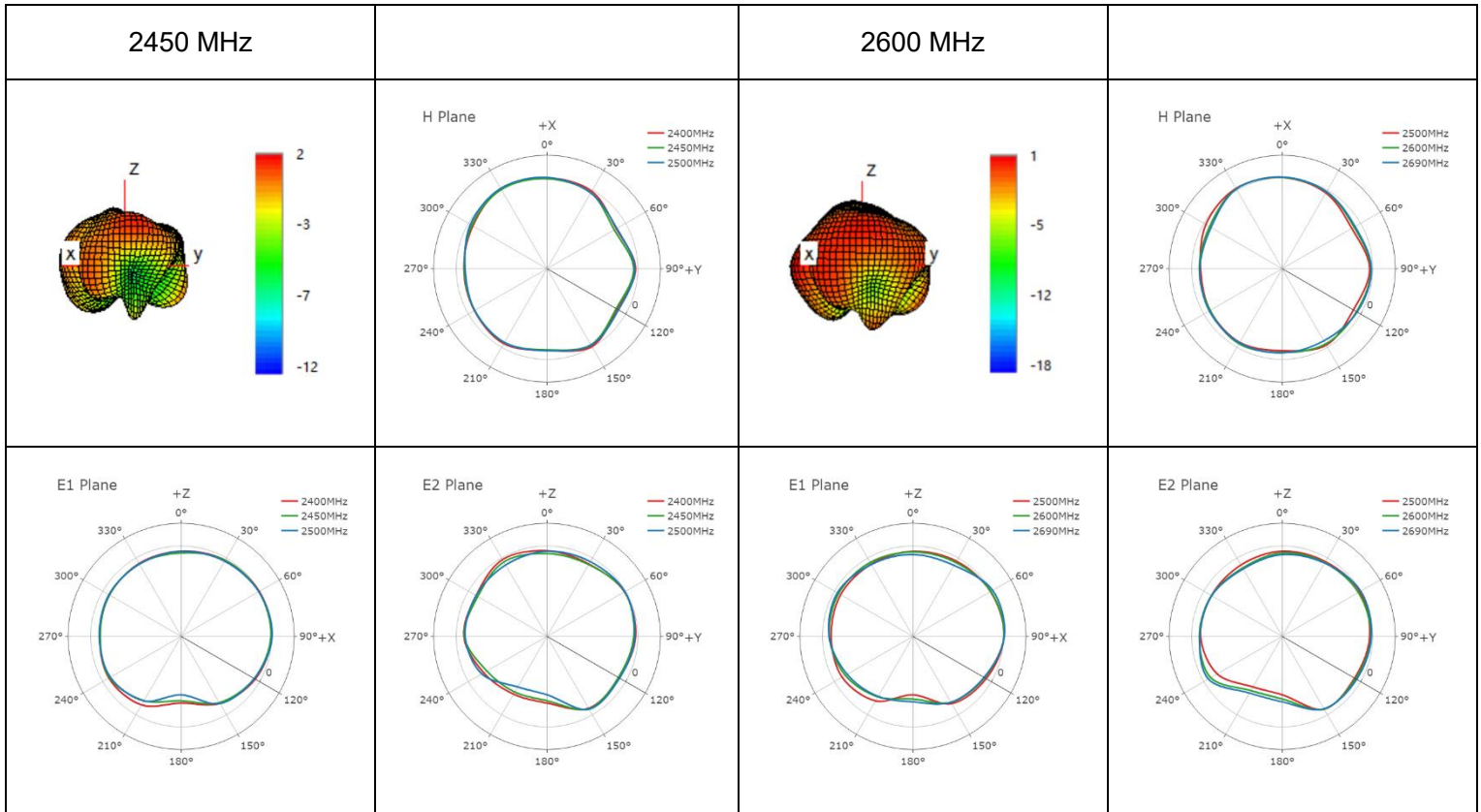
3.2.4.2. Test state: Bent

- Test Condition: On 130 mm × 70 mm EVB
- Test Chamber: GL-G-1

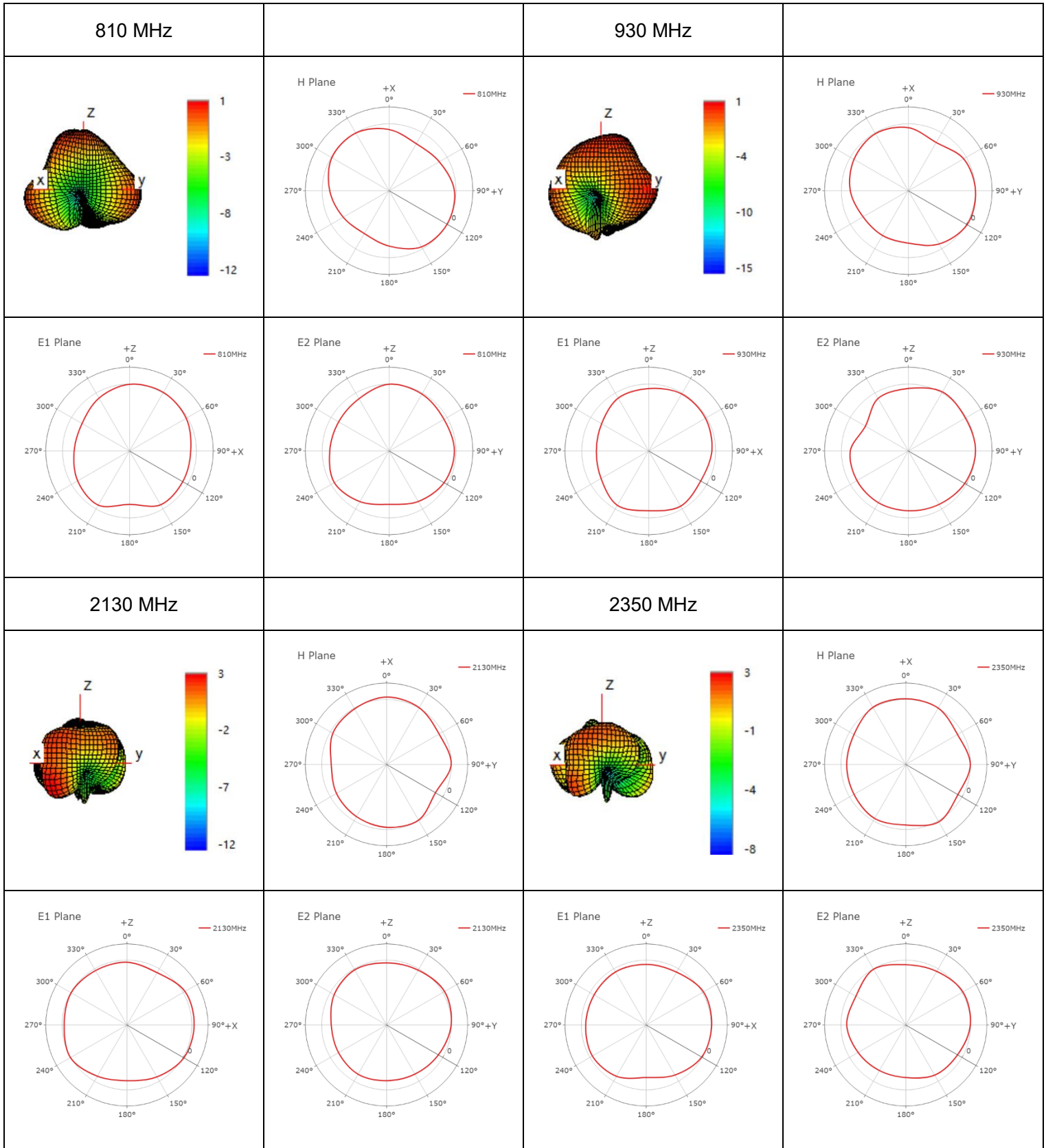


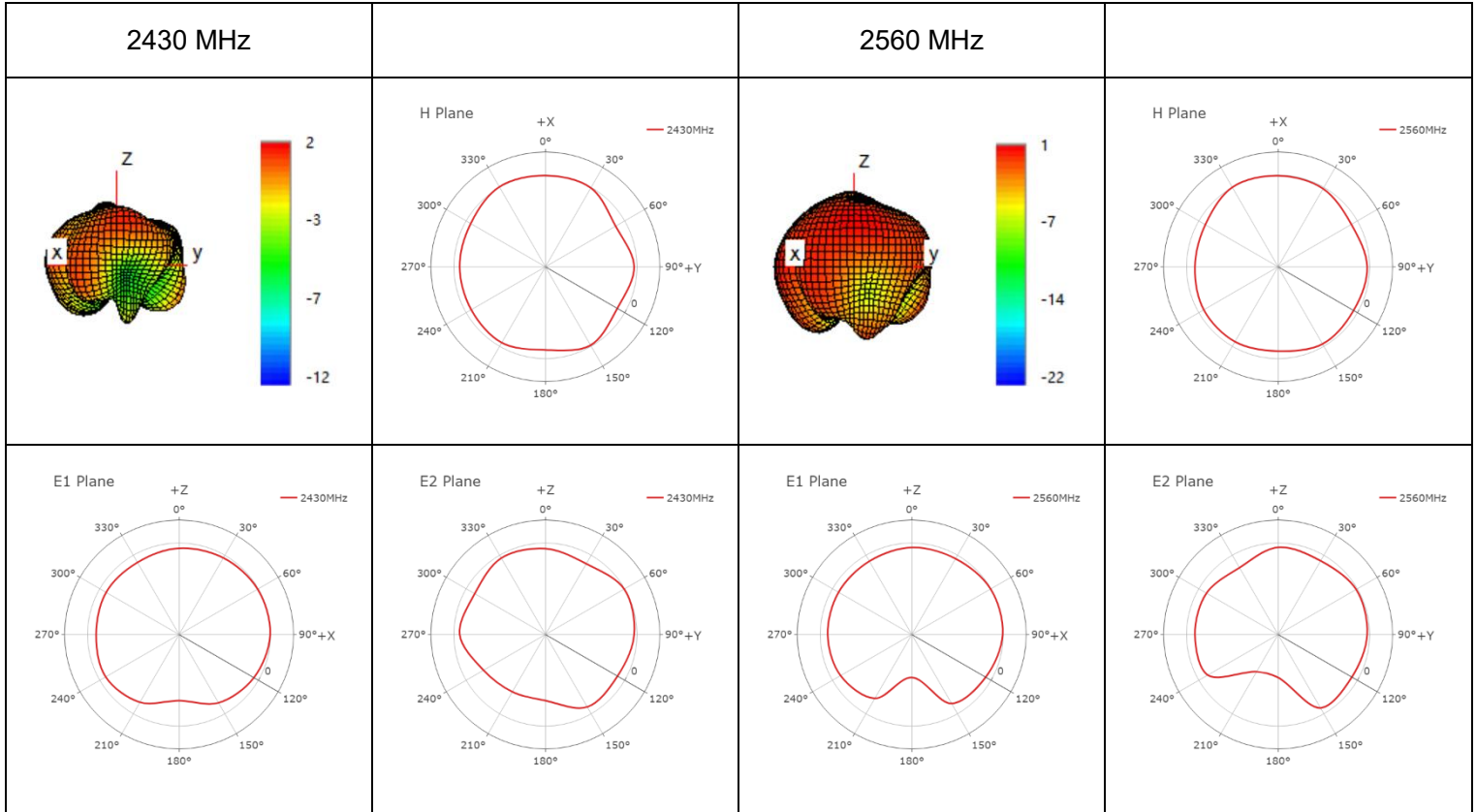






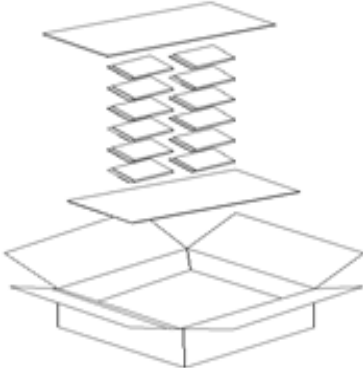


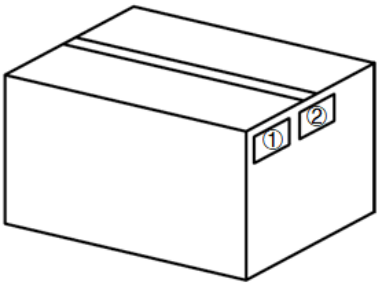
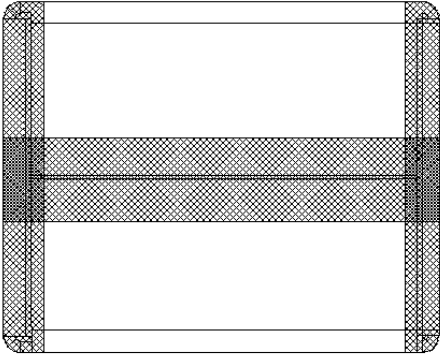
● **Max Peak Gain**





4 Packaging

Step	Packaging Picture / 2D Picture	Description
1		<p>10 antenna products in a one-piece bag. (10 Antennas / One-piece Bag)</p>
2		<p>40 antenna products in a PE bag. (40 Antennas / PE Bag)</p>
3		<p>(20 PE Bags / Carton Box) (800 Antennas / Carton Box) Estimated quantity Products that cannot fill the entire carton box are packed in a suitable size carton box. <u>Carton Size:</u> <u>L × W × H = 300 × 250 × 200 mm</u></p>

<p>4</p>		<p>Position for Attaching Labels</p> <ul style="list-style-type: none"> ① Carton Label ② Quality Label
<p>5</p>		<p>Sealing Cartons H-shaped sealing cartons</p>
<p>Note</p>	<p>The initial packaging method described above is for reference only, and the final actual packaging method shall be subject to the actual shipping packaging.</p>	

Contact Us

At Quectel, our aim is to provide timely and comprehensive services to our customers. If you require any assistance, please contact our headquarters:

Quectel Wireless Solutions Co., Ltd.

No. 8 Waipojing Road, Sijing Town, Songjiang District, Shanghai 201601, China

Tel: +86 21 5108 6236

Email: info@quectel.com

Or our local offices. For more information, please visit:

<https://www.quectel.com/contact/>.

For technical support, or to report documentation errors, please visit:

<https://www.quectel.com/tech-support/>.

Or email us at: support@quectel.com.

Legal Notices

We provide this document to support your product design. You are required to design your products based on the specifications and parameters set forth herein. You agree that you are responsible for using independent analysis and evaluation in designing intended products, and we provide reference designs for illustrative purposes only. Before using any hardware, software or service guided by this document, please read this notice carefully. Even though we employ commercially reasonable efforts to provide the best possible experience, you hereby acknowledge and agree that this document and related services hereunder are provided to you on an “as available” basis. You acknowledge and agree that we may add to, amend, or restate this document at any time at our sole discretion without any prior notice to you, and such additions, amendments, or restatements shall be binding upon you.

Use and Disclosure Restrictions

License Agreements

The recipient of any hardware, software, materials, or documentation provided by us shall keep such content confidential, unless expressly authorized by us. The recipient shall not disclose, access, or use any part of the received content for any purpose other than the execution and implementation of the intended project.

Copyright

Our and third-party products hereunder may contain copyrighted materials, including but not limited to protected content, hardware, software, and documentation owned by us or applicable third parties. Unless prior written consent is obtained, you shall not access, use, or disclose any documents or information provided by us, nor shall you copy, reproduce, republish, display, translate, distribute, merge, modify, or create derivative works from any such copyrighted materials. We and the applicable third party retain exclusive rights to all copyrighted materials. No license to any patents, copyrights, trademarks, or service marks shall be granted or transferred. For the avoidance of doubt, no form of purchase shall be construed as granting any license beyond a normal, non-exclusive, royalty-free license to use the product. We reserve the right to pursue legal action against any violation of confidentiality obligations, unauthorized use, or any other unlawful or malicious use of the aforementioned documents and information.

Trademarks

Unless otherwise expressly provided, nothing in this document shall be construed as conferring any rights to use any trademark, trade name, name, abbreviation, or counterfeit thereof owned by us or any third party in advertising, publicity, or any other contexts.

Third-Party Rights

You understand that this document may refer to hardware, software, and/or documentation owned by one or more third parties (“third-party materials”). Use of such third-party materials is subject to all applicable restrictions and obligations set forth herein.

We make no warranty or representation, either express or implied, regarding the third-party materials, including but not limited to any implied or statutory, warranties of merchantability or fitness for a particular purpose, quiet enjoyment, system integration, information accuracy, and non-infringement of any third-party intellectual property rights with regard to the licensed technology or use thereof. Nothing herein constitutes a representation or warranty by us to either develop, enhance, modify, distribute, market, sell, offer for sale, or otherwise maintain production of any our products or any other hardware, software, device, tool, information, or product. We moreover disclaim any and all warranties arising from the course of dealing, course of performance, or usage of trade.

Privacy Policy

To enable product functionality, certain device data may be uploaded to our or third-party servers, including those operated by carriers, chipset suppliers, or servers designated by you. We strictly comply with applicable laws and regulations and will retain, use, disclose, or otherwise process relevant data solely for the purpose of enabling product functionality, or as permitted by applicable laws. Before interacting with any third party regarding data exchange, please be informed of and understand their privacy and data security policies.

Disclaimer

- a) We shall not be liable for any damages resulting from failure to comply with applicable operational or design specifications.
- b) We shall bear no liability for any inaccuracies or omissions in this document, nor for any damages arising from the use of the information contained herein.
- c) While we make every effort to ensure the integrity, accuracy, and timeliness of the features and functions under development, errors or omissions may nevertheless occur. Unless otherwise provided in a valid written agreement, we make no warranties of any kind, express, implied, or statutory, and disclaim all liability for any loss or damage arising from the use of any features or functions under development, to the maximum extent permitted by law, regardless of whether such loss or damage is foreseeable.
- d) We assume no legal responsibility for the accessibility, safety, accuracy, availability, legality, or completeness of any information, content, advertising, commercial offers, products, services, or materials on third-party websites or third-party resources.

Copyright © Quectel Wireless Solutions Co., Ltd. 2026. All rights reserved.

Revision History

Version	Date	Author	Note
-	2024-06-13	Black Li/ Rojin Luo/ David Liu/ Rainey Liao	Creation of the document
1.0	2024-06-13	Black Li/ Rojin Luo/ David Liu/ Rainey Liao	First official release
2.0	2024-10-15	Mayes Li/ Rojin Luo/ Rainey Liao	Numerous changes were made to this document. It should be read in its entirety.
2.1	2024-11-25	Rainey Liao	Updated antenna-compatible modules in the overview.
2.2	2025-04-09	Rainey Liao	Updated the antenna image (Cover page).
2.3	2025-07-09	Rojin Luo/ Rainey Liao	1. Updated the antenna image (Cover page). 2. Updated the drawing (Chapter 2).
2.4	2026-02-02	Rojin Luo	Updated the drawing (Chapter 2).

QUECTEL

www.quectel.com