



Antenna Datasheet

Product OC: YECT001W1DM

Version: 1.4

Date: 2026-01-19

Status: Released

Product Name: 4G Terminal Mount Rubber Monopole External Antenna

Key Features:

Frequency Band: 698–960 MHz, 1710–2690 MHz

Dimensions: Φ 9 mm \times 54.9 mm

Efficiency: Up to 74.1 %

RoHS & REACH Compliant

IP53

Overview

YECT001W1DM is a 4G rubber antenna measuring Φ 9 mm \times 54.9 mm. This ultra-wide-band 4G antenna provides broad coverage from 698–960 MHz, 1710–2690 MHz whilst offering backward-compatibility to support 3G and 2G networks as well as LTE Cat-M and narrowband IoT (NB-IoT). The antenna is terminated with SMA Male connector. This low profile, terminal mount omni-directional antenna, ideal for applications where the antenna is required to be discrete, is easy to install with maximum durability assured thanks to its TPE enclosure. It is compatible with Quectel 's 4G Series modules.

It allows constant and reliable transmission and reception due to its omni-directional gain across all frequency bands. YECT001W1DM is designed as a monopole antenna, which needs to be mounted on a ground plane to offer high efficiency in all working bands. It is a perfect antenna product for customers that desire highest performance. This high-efficiency, high-gain omni-directional antenna is ideally suited for Zigbee, Bluetooth, IoT Sensors, public safety and security, point of sales terminals, smart home automation, robotics / autonomous.

- **Typical applications include:**

- ✓ Zigbee
- ✓ Bluetooth
- ✓ IoT Sensors
- ✓ Public Safety and Security
- ✓ Point of Sales Terminals
- ✓ Smart Home Automation
- ✓ Robotics / Autonomous

Quectel provides comprehensive antenna design support such as simulation, testing and manufacturing for custom antenna solutions to meet your specific application needs. We have regional R & D centers to offer quick response to meet your requirements. Please contact our sales & FAEs if you have any requests.

Contents

Overview	1
Contents	2
1 Specification	3
1.1. Electrical.....	3
1.2. Mechanical & Environmental	4
2 Drawing	5
3 Detailed Performance	6
3.1. S-Parameter Test	6
3.1.1. VSWR	6
3.1.2. Return Loss.....	7
3.2. Radiation Performance Test.....	8
3.2.1. Efficiency.....	8
3.2.2. Average Gain	9
3.2.3. Peak Gain	10
3.2.4. 3D & 2D Radiation Pattern	11
4 Packaging	15
Contact Us	17
Legal Notices	18
Revision History	20

1 Specification

Test Condition: On 130 mm × 70 mm EVB

1.1. Electrical

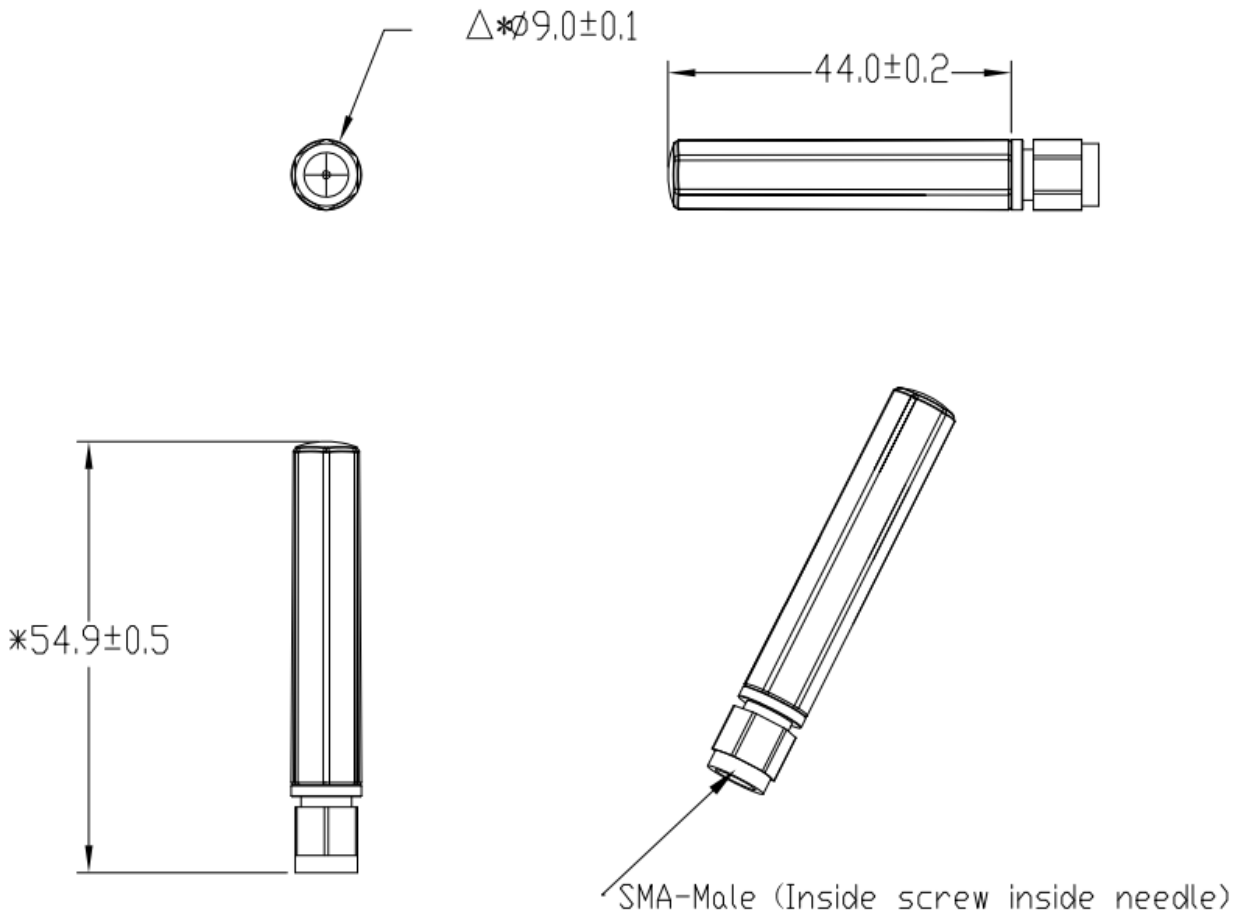
Electrical	
Frequency Range	698–960 MHz, 1710–2690 MHz
Impedance	50 Ω
Polarization	Linear
Radiation Pattern	Omni-directional

Electrical – Detail								
SPEC	Band	B71	B12 /B13 /B28	B5 /B8 /B26	B1 /B2 /B3	B40	B38 /B41	B42 /B48 /n77
		600– 700	700– 810	820– 960	1700– 2170	2300– 2400	2500– 2690	3300– 3800
Max. VSWR	-	-	6.2	5.9	3.3	1.7	3.9	-
Max. Return Loss (dB)	-	-	-2.8	-3.0	-5.5	-12.2	-4.6	-
AVG Eff. (%)	-	-	56.7	58.1	63.5	62.6	49.0	-
AVG AVG Gain (dB)	-	-	-2.6	-2.5	-2.0	-2.0	-3.1	-
Max. Peak Gain (dBi)	-	-	2.2	2.3	2.6	1.6	2.5	-
VSWR	≤ 6.2							
Return Loss	≤ -2.8 dB							
Peak Gain	≤ 2.6 dBi							

1.2. Mechanical & Environmental

Mechanical	
Antenna Dimensions	Φ 9 mm × 54.9 mm
Casing Material & Color	TPE & Black
Connector Type	SMA Male
Mounting Type	Terminal
Weight	Typ. 5.1 g
Environmental	
Operation Temperature	-40 °C to +85 °C
Storage Temperature	-40 °C to +85 °C
Ingress Protection (IP) Rating	IP53
RoHS & REACH Compliant	Yes

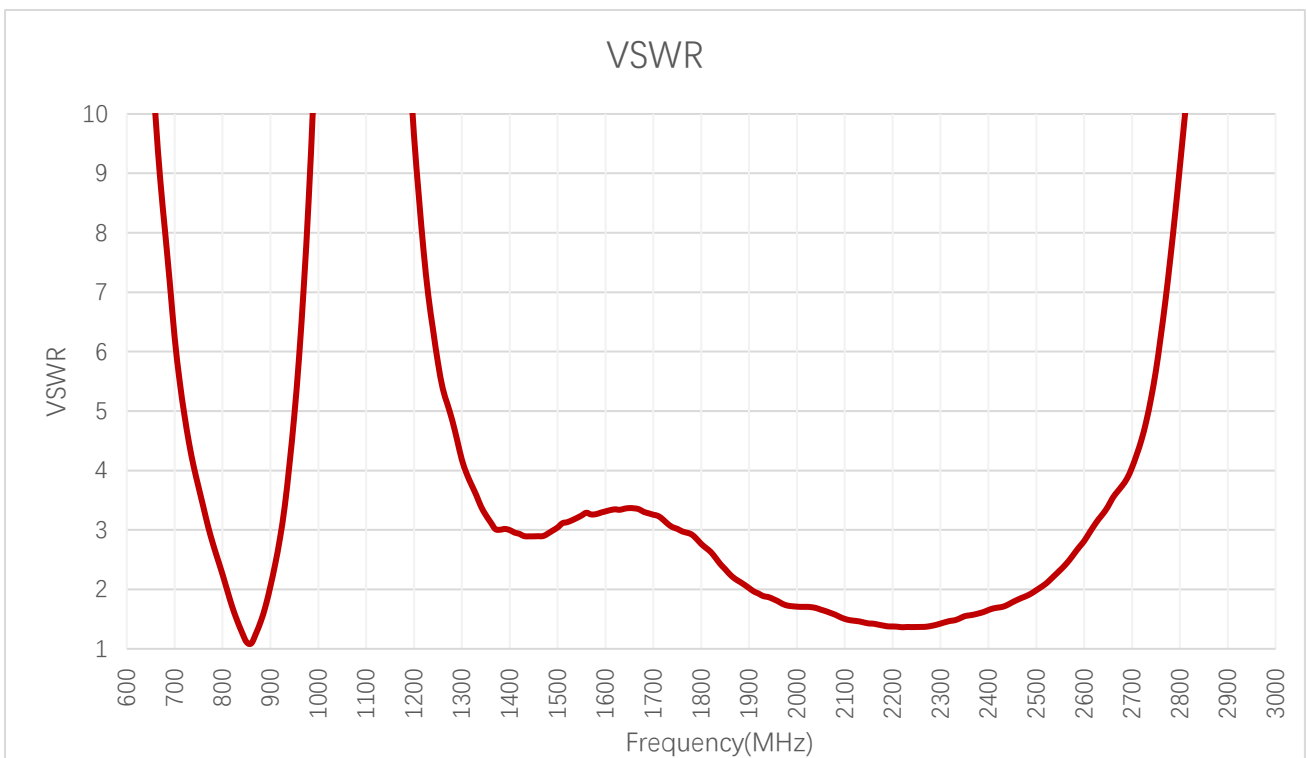
2 Drawing



3 Detailed Performance

3.1. S-Parameter Test

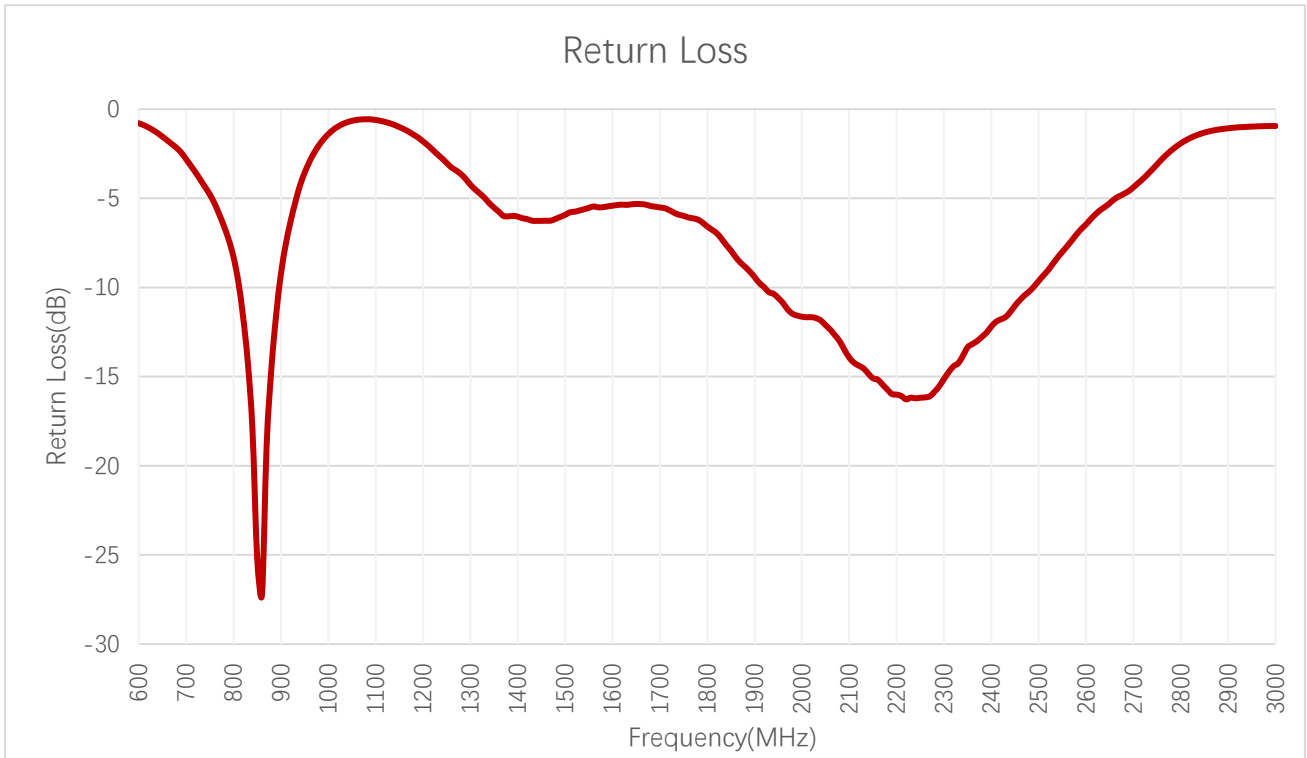
3.1.1. VSWR



VSWR

Frequency (MHz)	600	630	710	830	900	960	1440	1710	1740	1880
VSWR	-	-	5.5	1.5	2.1	5.9	-	3.2	3.0	2.1
Frequency (MHz)	1950	2140	2350	2450	2600	2690	4700	5000	5500	6000
VSWR	1.8	1.4	1.5	1.8	2.8	3.9	-	-	-	-

3.1.2. Return Loss

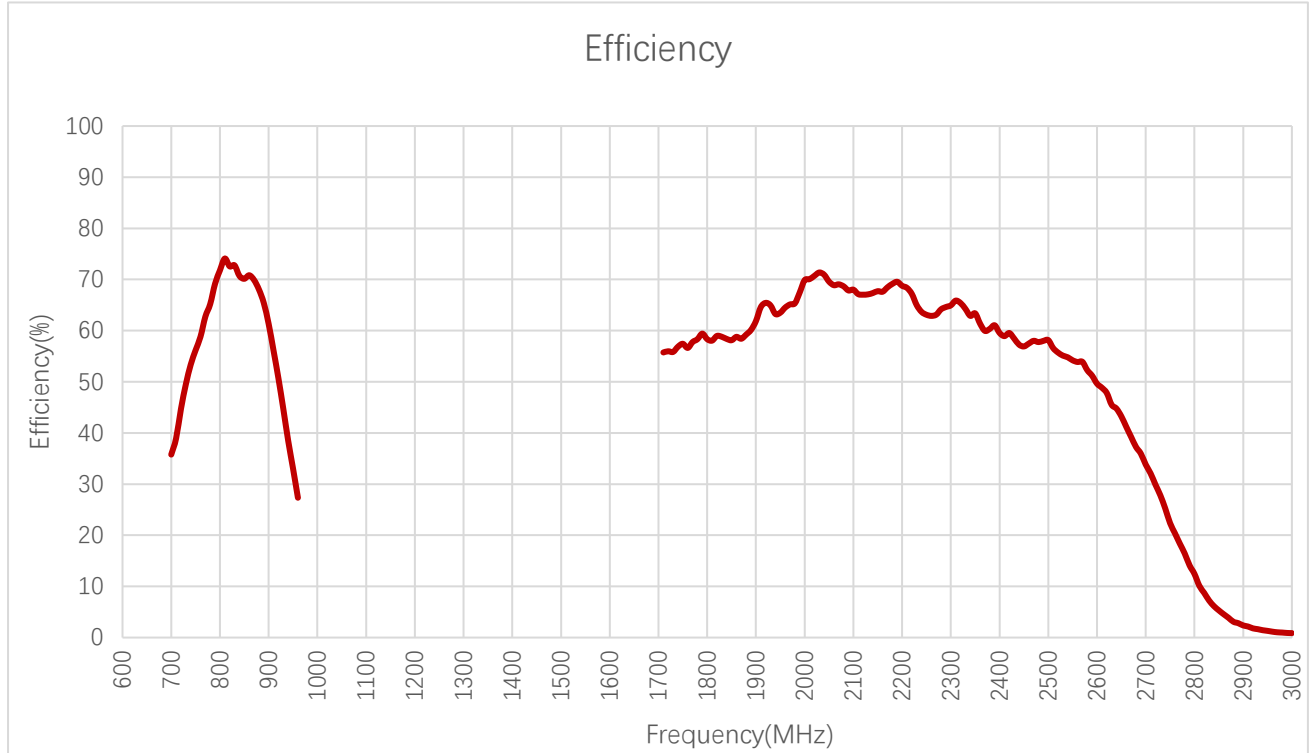


Return Loss (dB)

Frequency (MHz)	600	630	710	830	900	960	1440	1710	1740	1880
Return Loss (dB)	-	-	-3.2	-14.2	-9.2	-3.0	-	-5.6	-5.9	-8.8
Frequency (MHz)	1950	2140	2350	2450	2600	2690	4700	5000	5500	6000
Return Loss (dB)	-10.6	-14.8	-13.3	-11.0	-6.5	-4.6	-	-	-	-

3.2. Radiation Performance Test

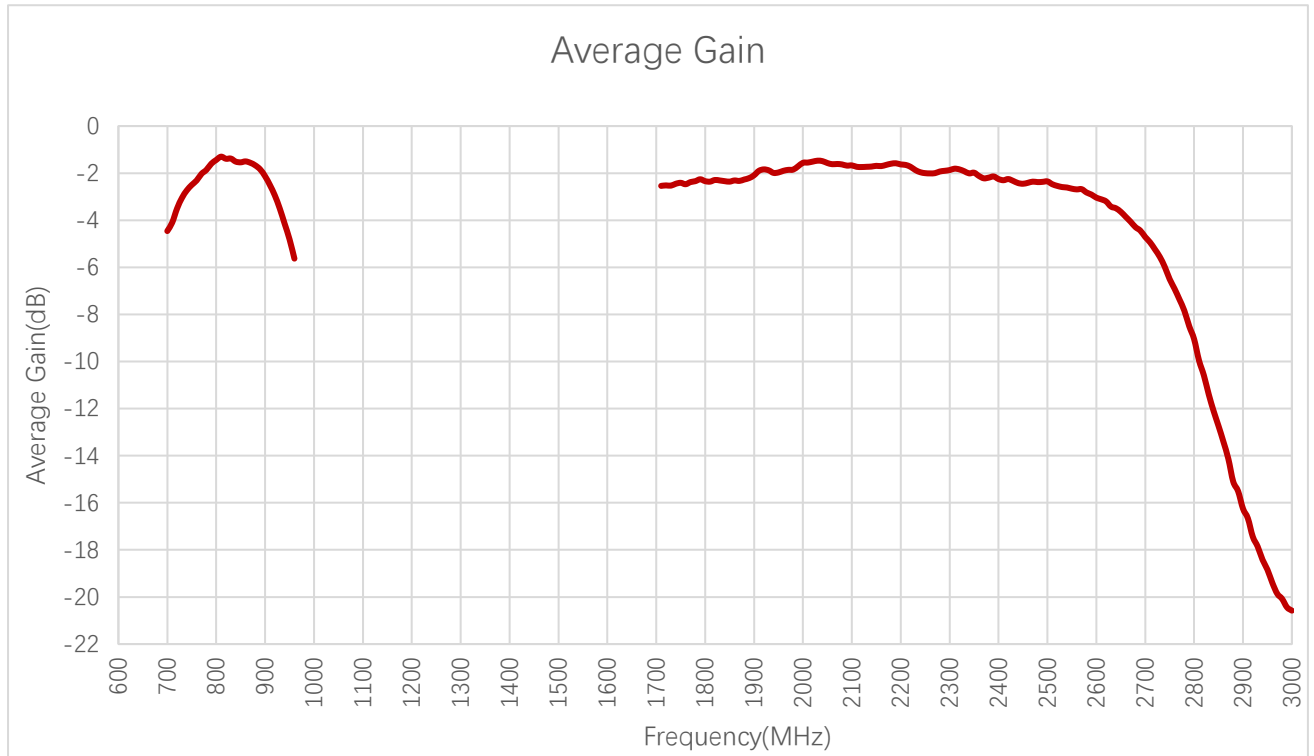
3.2.1. Efficiency



Efficiency (%)

Frequency (MHz)	600	630	710	830	900	960	1440	1710	1740	1880
Efficiency (%)	-	-	38.9	72.8	61.3	27.3	-	55.7	56.9	59.2
Frequency (MHz)	1950	2140	2350	2450	2600	2690	4700	5000	5500	6000
Efficiency (%)	63.5	67.4	63.4	56.9	49.6	36.0	-	-	-	-

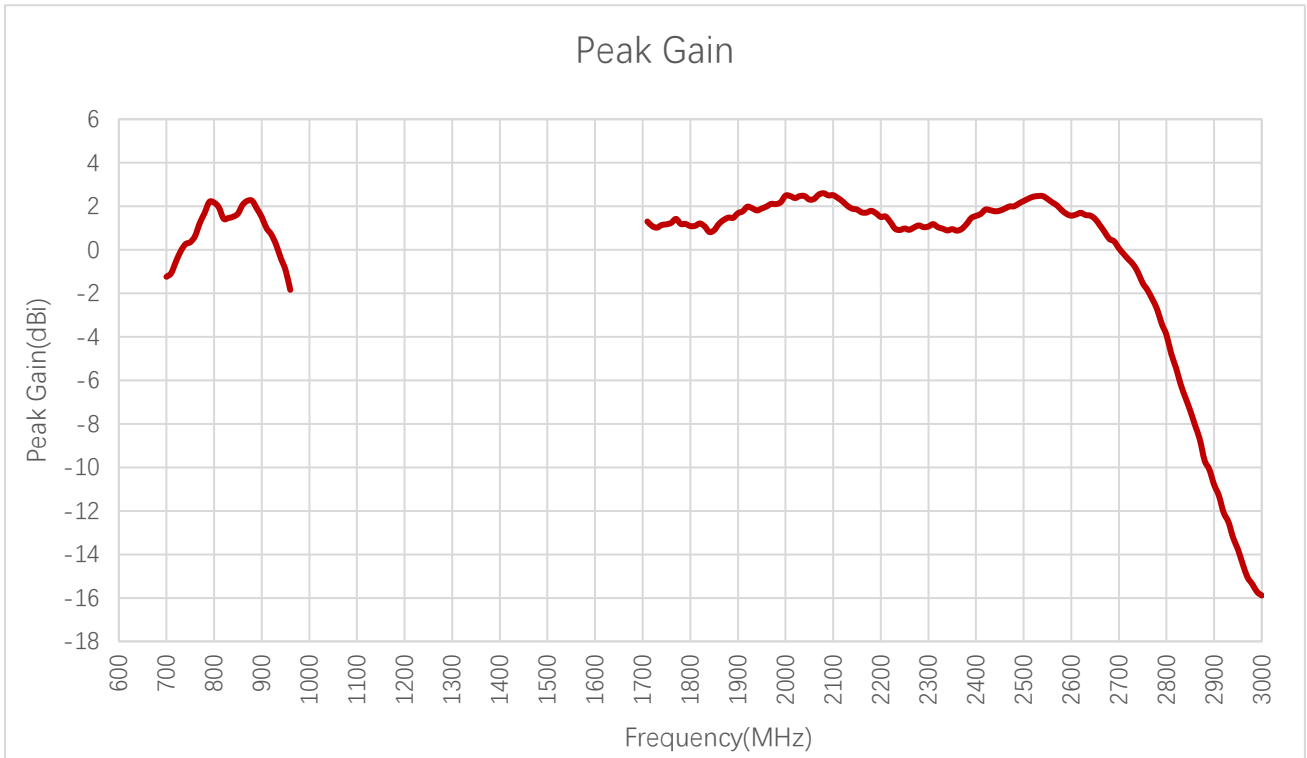
3.2.2. Average Gain



Average Gain (dB)

Frequency (MHz)	600	630	710	830	900	960	1440	1710	1740	1880
Average Gain (dB)	-	-	-4.1	-1.4	-2.1	-5.6	-	-2.5	-2.5	-2.3
Frequency (MHz)	1950	2140	2350	2450	2600	2690	4700	5000	5500	6000
Average Gain (dB)	-2.0	-1.7	-2.0	-2.5	-3.0	-4.4	-	-	-	-

3.2.3. Peak Gain

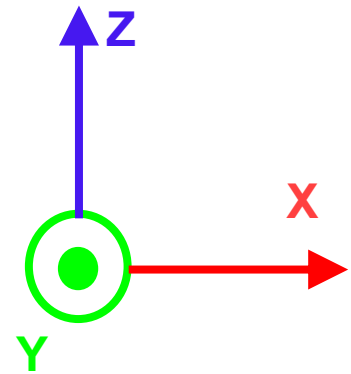


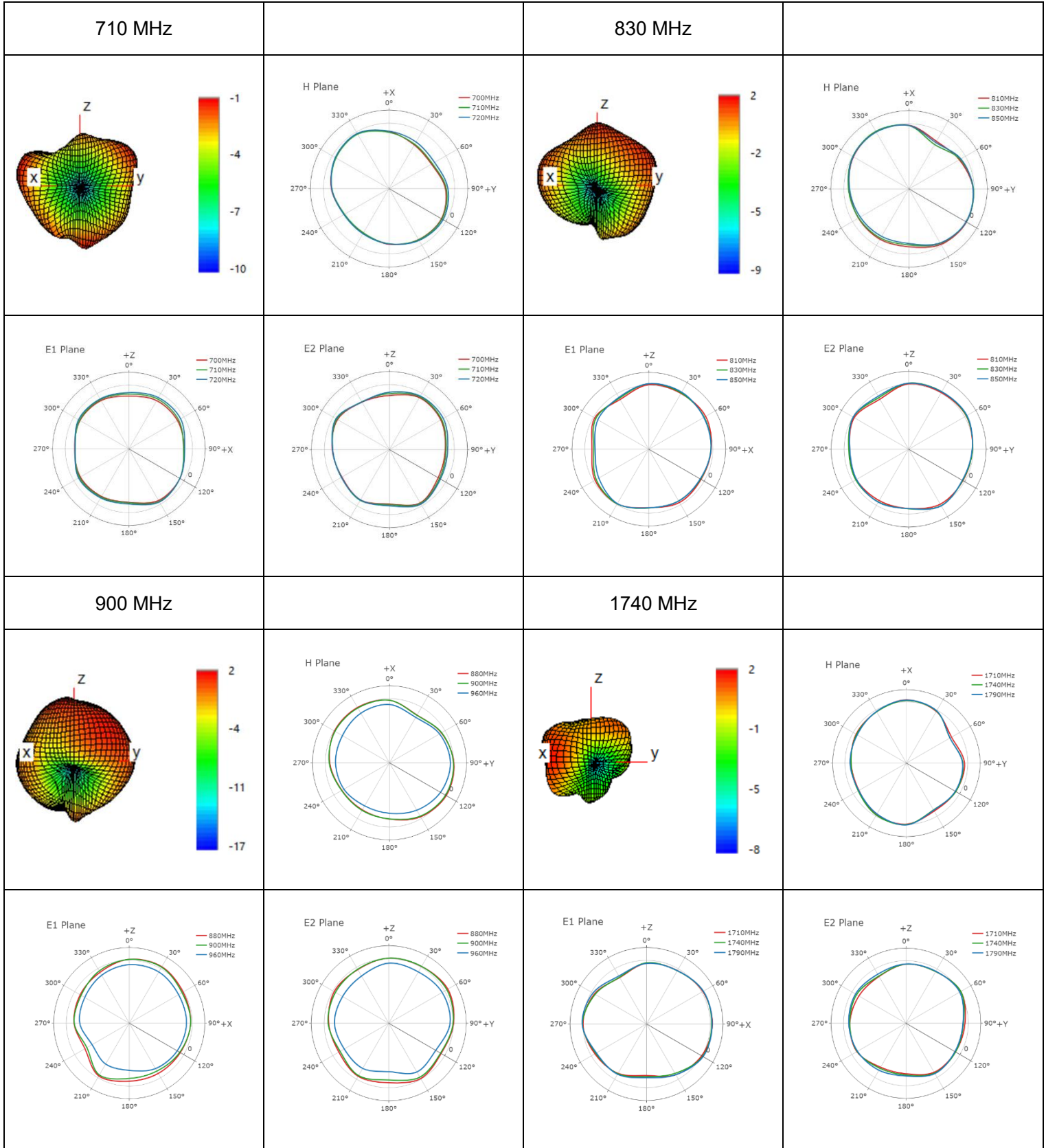
Peak Gain (dBi)

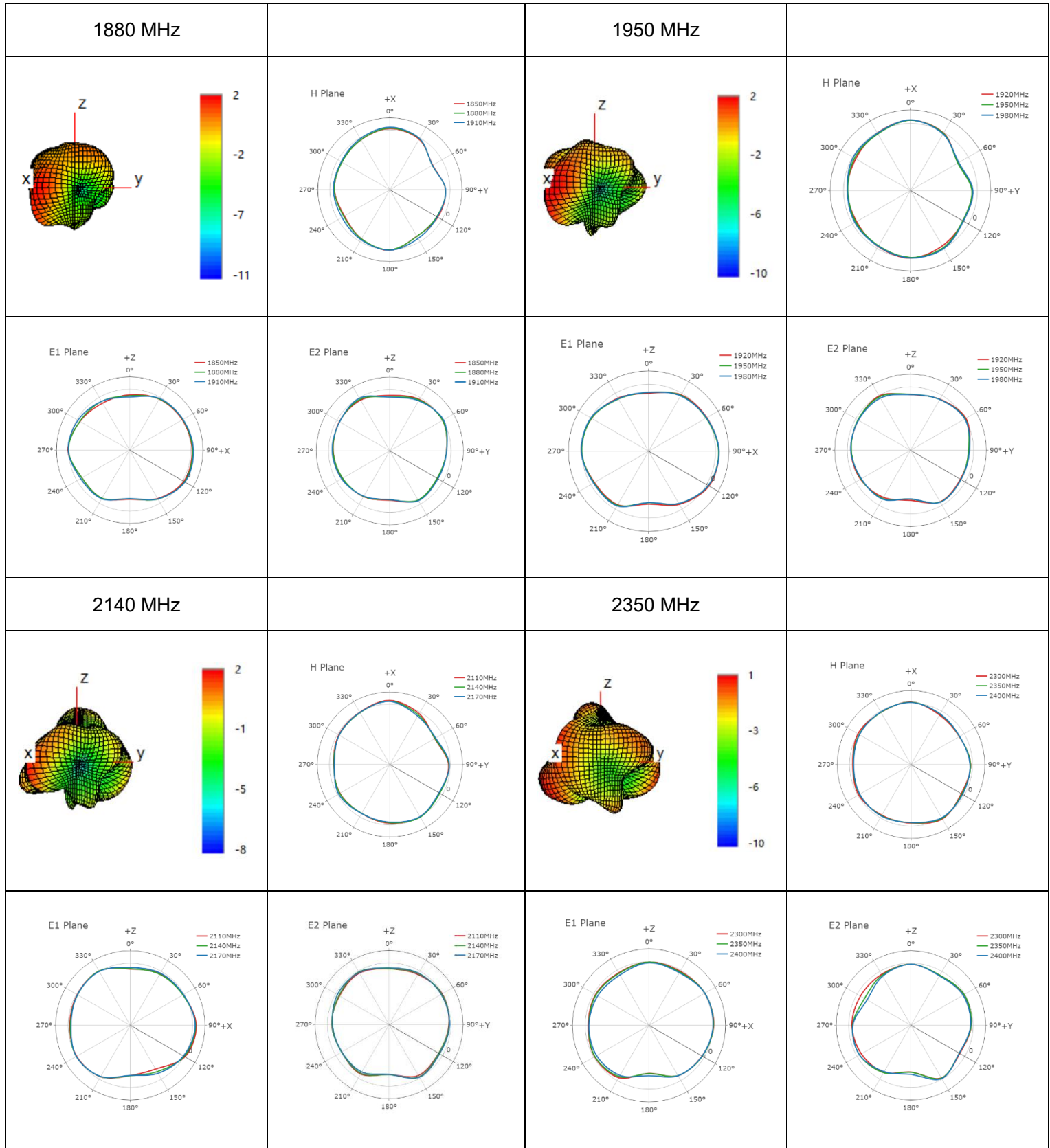
Frequency (MHz)	600	630	710	830	900	960	1440	1710	1740	1880
Peak Gain (dBi)	-	-	-1.1	1.5	1.5	-1.8	-	1.3	1.1	1.5
Frequency (MHz)	1950	2140	2350	2450	2600	2690	4700	5000	5500	6000
Peak Gain (dBi)	1.9	1.9	1.0	1.8	1.6	0.4	-	-	-	-

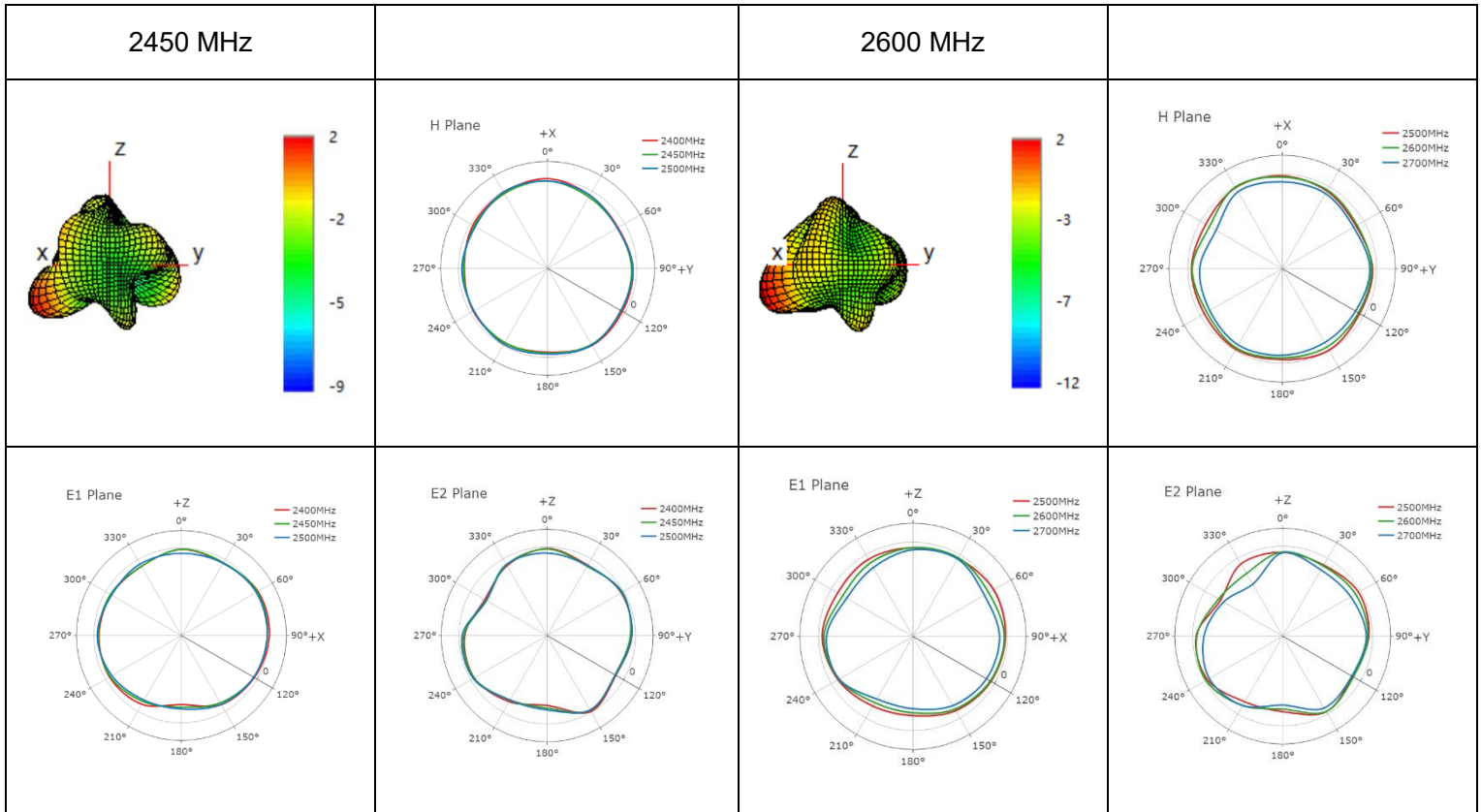
3.2.4. 3D & 2D Radiation Pattern

- Test Condition: On 130 mm × 70 mm EVB
- Test Chamber: GL-G-1



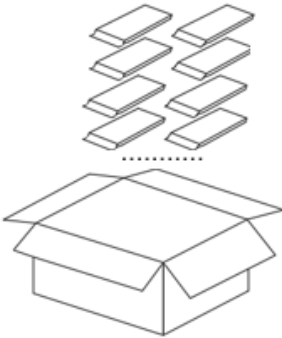


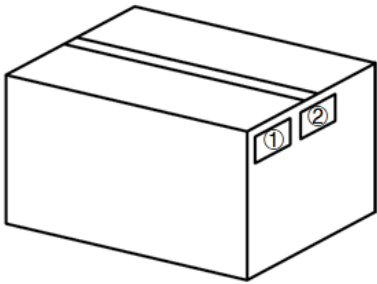
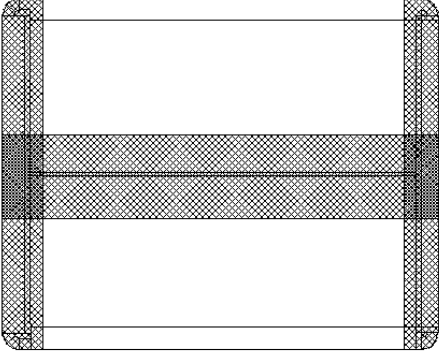






4 Packaging

Step	Packaging Picture / 2D Picture	Description
1		<p>10 antenna products in a one-piece bag. (10 Antennas / One-piece Bag)</p>
2		<p>40 antenna products in a PE bag. (40 Antennas / PE Bag)</p>
3		<p>(40 PE Bags / Carton Box) (1600 Antennas / Carton Box) Estimated quantity Products that cannot fill the entire carton box are packed in a suitable size carton box. <u>Carton Size:</u> <u>L x W x H = 470 x 310 x 310 mm</u></p>

<p>4</p>		<p>Position for Attaching Labels</p> <ul style="list-style-type: none"> ① Carton Label ② Quality Label
<p>5</p>		<p>Sealing Cartons H-shaped sealing cartons</p>
<p>Note</p>	<p>The initial packaging method described above is for reference only, and the final actual packaging method shall be subject to the actual shipping packaging.</p>	

Contact Us

At Quectel, our aim is to provide timely and comprehensive services to our customers. If you require any assistance, please contact our headquarters:

Quectel Wireless Solutions Co., Ltd.

No. 8 Waipojing Road, Sijing Town, Songjiang District, Shanghai 201601, China

Tel: +86 21 5108 6236

Email: info@quectel.com

Or our local offices. For more information, please visit:

<https://www.quectel.com/contact/>.

For technical support, or to report documentation errors, please visit:

<https://www.quectel.com/tech-support/>.

Or email us at: support@quectel.com.

Legal Notices

We provide this document to support your product design. You are required to design your products based on the specifications and parameters set forth herein. You agree that you are responsible for using independent analysis and evaluation in designing intended products, and we provide reference designs for illustrative purposes only. Before using any hardware, software or service guided by this document, please read this notice carefully. Even though we employ commercially reasonable efforts to provide the best possible experience, you hereby acknowledge and agree that this document and related services hereunder are provided to you on an “as available” basis. You acknowledge and agree that we may add to, amend, or restate this document at any time at our sole discretion without any prior notice to you, and such additions, amendments, or restatements shall be binding upon you.

Use and Disclosure Restrictions

License Agreements

The recipient of any hardware, software, materials, or documentation provided by us shall keep such content confidential, unless expressly authorized by us. The recipient shall not disclose, access, or use any part of the received content for any purpose other than the execution and implementation of the intended project.

Copyright

Our and third-party products hereunder may contain copyrighted materials, including but not limited to protected content, hardware, software, and documentation owned by us or applicable third parties. Unless prior written consent is obtained, you shall not access, use, or disclose any documents or information provided by us, nor shall you copy, reproduce, republish, display, translate, distribute, merge, modify, or create derivative works from any such copyrighted materials. We and the applicable third party retain exclusive rights to all copyrighted materials. No license to any patents, copyrights, trademarks, or service marks shall be granted or transferred. For the avoidance of doubt, no form of purchase shall be construed as granting any license beyond a normal, non-exclusive, royalty-free license to use the product. We reserve the right to pursue legal action against any violation of confidentiality obligations, unauthorized use, or any other unlawful or malicious use of the aforementioned documents and information.

Trademarks

Unless otherwise expressly provided, nothing in this document shall be construed as conferring any rights to use any trademark, trade name, name, abbreviation, or counterfeit thereof owned by us or any third party in advertising, publicity, or any other contexts.

Third-Party Rights

You understand that this document may refer to hardware, software, and/or documentation owned by one or more third parties (“third-party materials”). Use of such third-party materials is subject to all applicable restrictions and obligations set forth herein.

We make no warranty or representation, either express or implied, regarding the third-party materials, including but not limited to any implied or statutory, warranties of merchantability or fitness for a particular purpose, quiet enjoyment, system integration, information accuracy, and non-infringement of any third-party intellectual property rights with regard to the licensed technology or use thereof. Nothing herein constitutes a representation or warranty by us to either develop, enhance, modify, distribute, market, sell, offer for sale, or otherwise maintain production of any our products or any other hardware, software, device, tool, information, or product. We moreover disclaim any and all warranties arising from the course of dealing, course of performance, or usage of trade.

Privacy Policy

To enable product functionality, certain device data may be uploaded to our or third-party servers, including those operated by carriers, chipset suppliers, or servers designated by you. We strictly comply with applicable laws and regulations and will retain, use, disclose, or otherwise process relevant data solely for the purpose of enabling product functionality, or as permitted by applicable laws. Before interacting with any third party regarding data exchange, please be informed of and understand their privacy and data security policies.

Disclaimer

- a) We shall not be liable for any damages resulting from failure to comply with applicable operational or design specifications.
- b) We shall bear no liability for any inaccuracies or omissions in this document, nor for any damages arising from the use of the information contained herein.
- c) While we make every effort to ensure the integrity, accuracy, and timeliness of the features and functions under development, errors or omissions may nevertheless occur. Unless otherwise provided in a valid written agreement, we make no warranties of any kind, express, implied, or statutory, and disclaim all liability for any loss or damage arising from the use of any features or functions under development, to the maximum extent permitted by law, regardless of whether such loss or damage is foreseeable.
- d) We assume no legal responsibility for the accessibility, safety, accuracy, availability, legality, or completeness of any information, content, advertising, commercial offers, products, services, or materials on third-party websites or third-party resources.

Copyright © Quectel Wireless Solutions Co., Ltd. 2026. All rights reserved.

Revision History

Version	Date	Author	Note
-	2024-07-11	Black Li/ Steven Mo/ David Liu/ Rainey Liao	Creation of the document
1.0	2024-07-11	Black Li/ Steven Mo/ David Liu/ Rainey Liao	First official release
1.1	2024-10-17	Steven Mo	Added Ingress Protection (IP) Rating (Chapter 1.2).
1.2	2025-03-11	Rainey Liao	Updated the starting frequency to 698 MHz (Homepage, Overview and Chapter 1.1).
1.3	2025-04-24	Rainey Liao	Updated the antenna image (Cover page).
1.4	2026-01-19	Strong Qiang	Updated the packaging (Chapter 4).

QUECTEL

www.quectel.com