



Antenna Datasheet

Product OC: YFBP001WWC

Version: 1.0

Date: 2024-05-27

Status: Released

Product Name: Wi-Fi SMT Mount PCB Chip Monopole Antenna

Key Features:

Frequency band: 2400–2500 MHz, 5150–5850 MHz

Peak efficiency: 84.1 %

Dimensions: 5.0 × 3.6 × 0.5 mm

RoHS Compliant

Overview

Quectel YFBP001WWC is a compact form factor SMT mount PCB chip antenna for WIFI applications. Due to the dimensions of $5.0 \times 3.6 \times 0.5$ mm, it is designed for very small space requirements for smart metering, remote monitoring, vehicle tracking and telematics, and many other IoT devices. YFBP001WWC is a ground-dependent monopole antenna, uses main PCB as its ground plane. It is delivered on tape and reel.

YFBP001WWC is a PCB chip antenna, which can be mounted on super compact space require terminals. Despite of this small factor, it has up to 84.1 % efficiency in working bands. This antenna is developed on an 80×40 mm evaluation board. If the devices have different ground sizes, matching circuit can be used to tune the resonant frequency correctly. We also offer gerber file, 2D & 3D documents for PCB layout.

YFBP001WWC allows high efficiency, stable signal transmission and reception for WIFI working bands in 2400–2500 MHz, 5150–5850 MHz. This product is RoHS compliant.

Typical applications include:

- Asset Tracking
- Smart Metering
- Fleet Management
- IoT Sensors and Modules

Quectel provides comprehensive antenna design support such as simulation, testing and manufacturing for custom antenna solutions to meet your specific application needs. We have regional R & D centers to offer quick response to meet your requirements. Please contact our sales & FAEs if you have any requests.

Contents

Overview.....	1
Contents.....	2
1 Specification.....	3
1.1. Electrical.....	3
1.2. Mechanical & Environmental	4
2 Drawing.....	5
2.1. Antenna.....	5
2.2. EVB	6
3 Detailed Performance.....	7
3.1. S-Parameter Test	7
3.1.1. VSWR.....	7
3.1.2. Return Loss	8
3.2. Radiation Performance Test.....	9
3.2.1. Efficiency	9
3.2.2. Average Gain	10
3.2.3. Peak Gain.....	11
3.2.4. 3D & 2D Radiation Pattern.....	12
4 Schematic Symbol and Pin Definition	13
5 Transmission Line	14
6 Recommended PCB Layout.....	15
7 Matching Circuit.....	16
8 Soldering Temperature.....	17
9 Reflow Profile	18
10 Packaging	19
Contact Us.....	21
Legal Notices	22
Revision History	24

1 Specification

Test Condition: Assembled on 80 mm × 40 mm EVB

1.1. Electrical

Electrical	
Frequency Range	2400–2500 MHz, 5150–5850 MHz
Impedance	50 Ω
Polarization	Linear
Radiation Pattern	Omni-directional

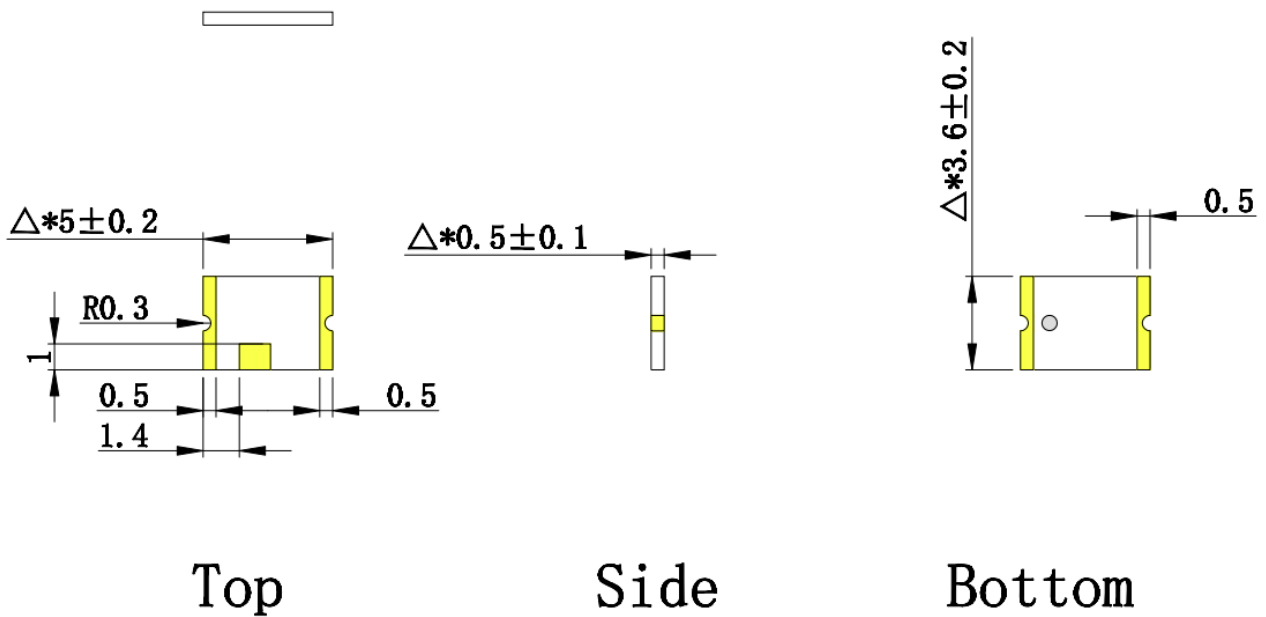
Specification \ Band	Wi-Fi 2G	Wi-Fi 5G	Wi-Fi 7G
	2400–2500 MHz	5150–5850 MHz	5925–7125 MHz
Max. VSWR	1.9	1.5	-
Max. Return Loss (dB)	-9.9	-13.3	-
AVG Eff. (%)	67.4	78.8	-
AVG Gain (dB)	-1.7	-1.0	-
Max. Peak Gain (dBi)	2.2	3.8	-
VSWR	≤ 1.9		
Return Loss	≤ -9.9 dB		
Peak Gain	≤ 3.8 dBi		

1.2. Mechanical & Environmental

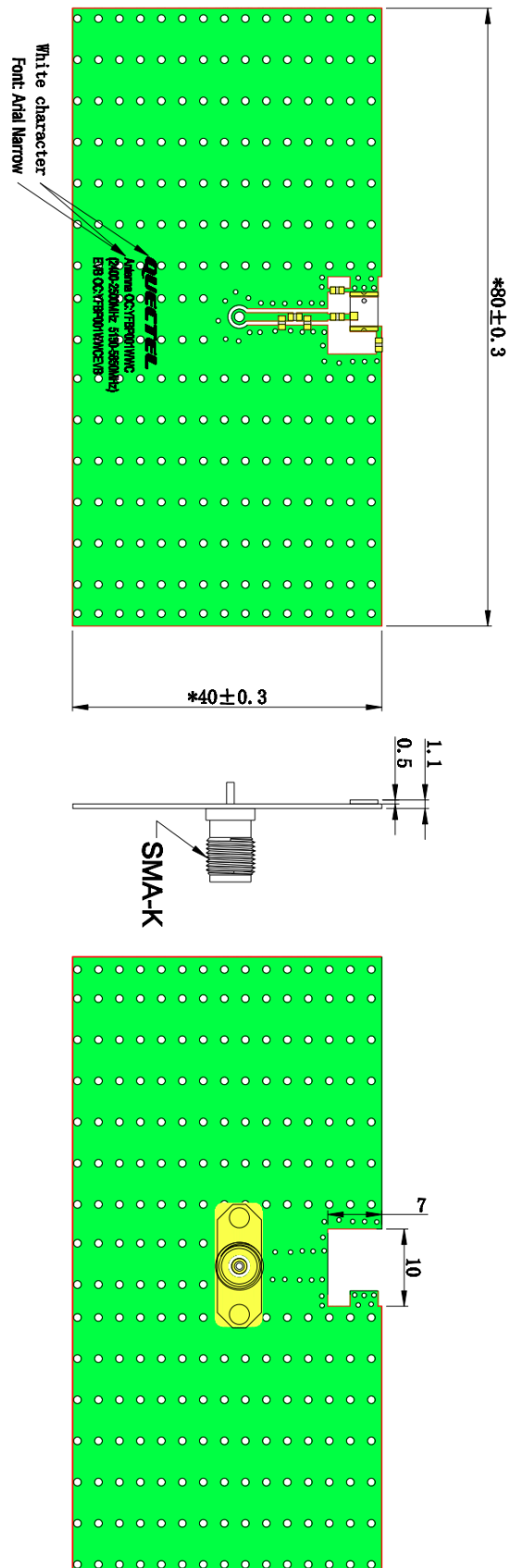
Mechanical	
Antenna Size	5.0 × 3.6 × 0.5 mm
Antenna Material & Color	PCB & Black
Antenna Weight	Typ. 0.04 g
Mounting Type	SMD
Recommended EVB Size	80 × 40 × 0.6 mm
Environmental	
Operation Temperature	-40 °C to +85 °C
Storage Temperature	-40 °C to +85 °C
RoHS Compliant	Yes

2 Drawing

2.1. Antenna



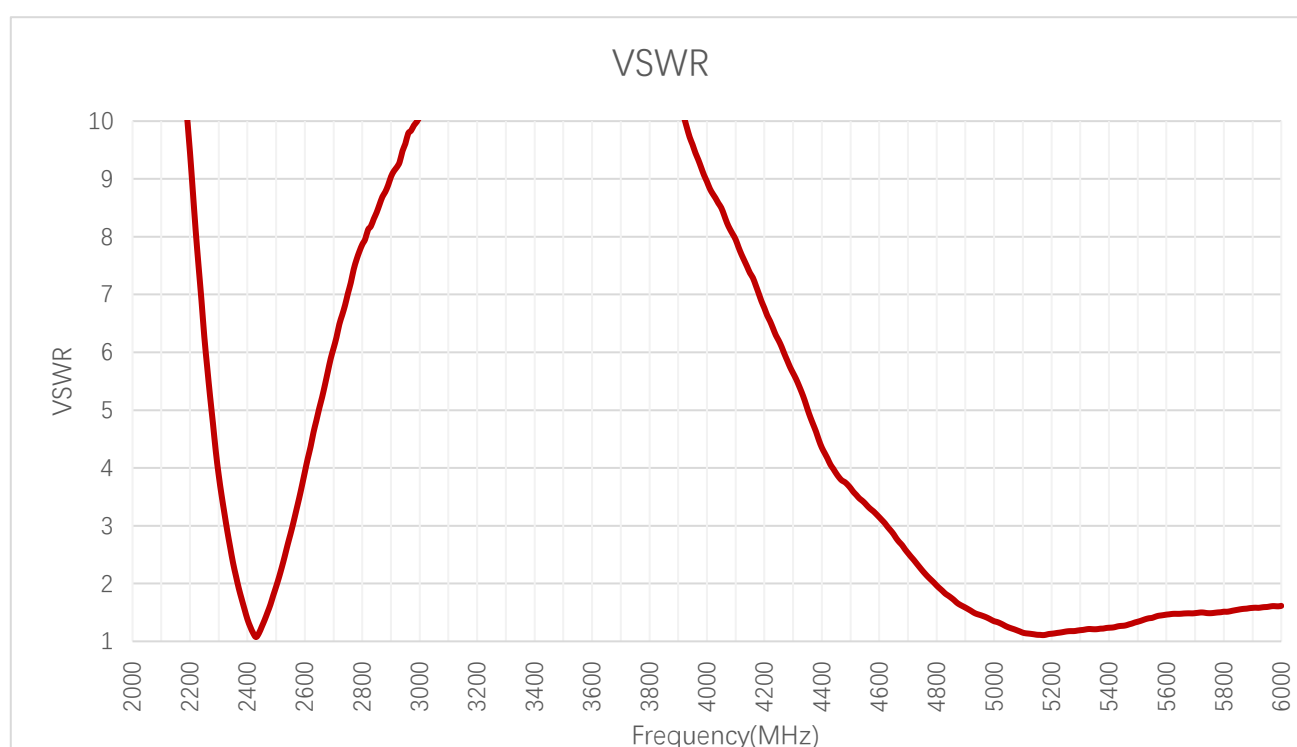
2.2. EVB



3 Detailed Performance

3.1. S-Parameter Test

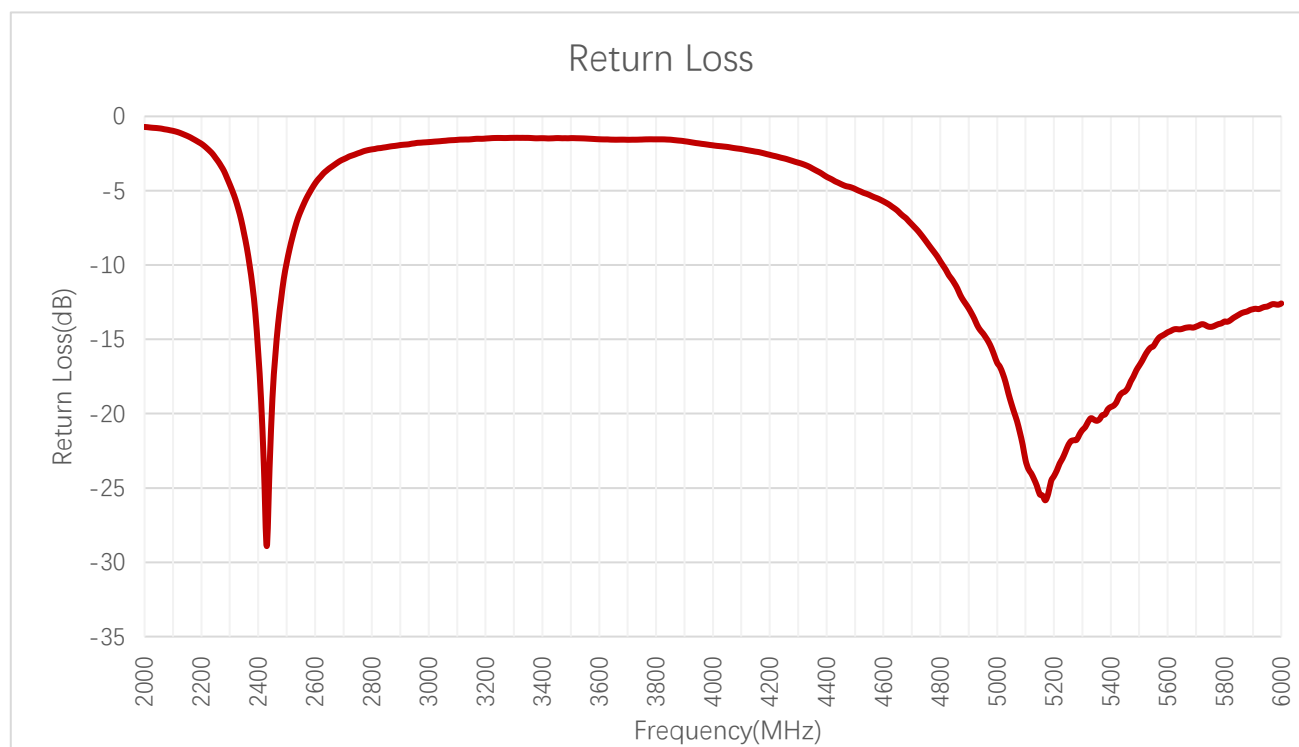
3.1.1. VSWR



VSWR

Frequency (MHz)	2400	2450	2500	5150	5500	5850	5920	6520	7120
VSWR	1.4	1.3	1.9	1.1	1.3	1.5	-	-	-

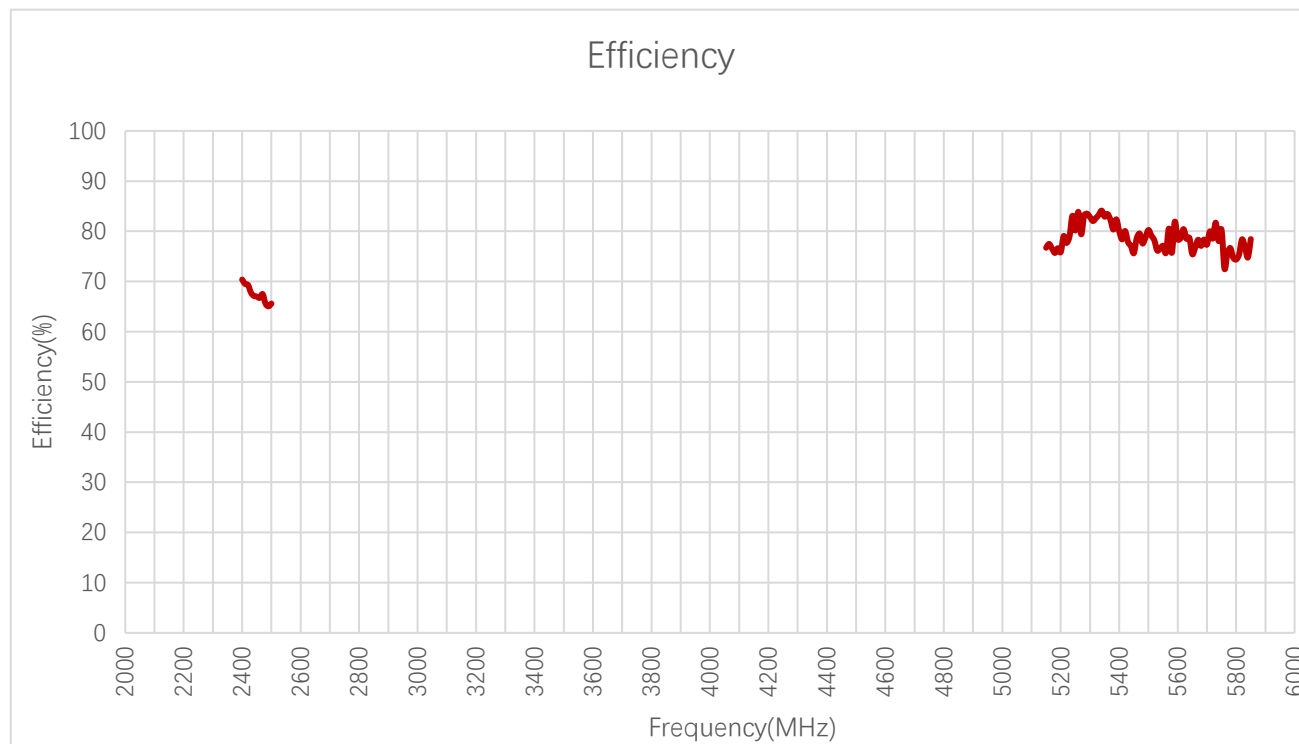
3.1.2. Return Loss



Return Loss (dB)									
Frequency (MHz)	2400	2450	2500	5150	5500	5850	5920	6520	7120
Return Loss (dB)	-15.9	-19.0	-9.9	-25.4	-16.8	-13.3	-	-	-

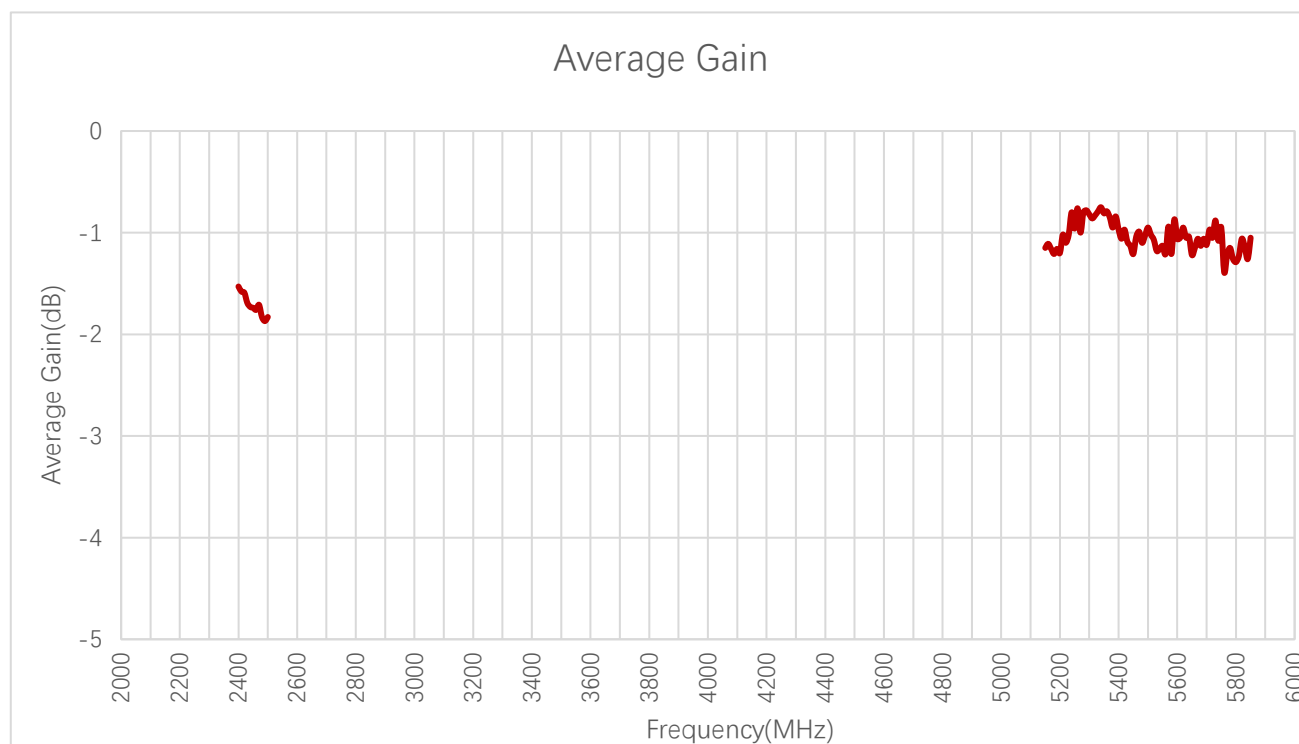
3.2. Radiation Performance Test

3.2.1. Efficiency



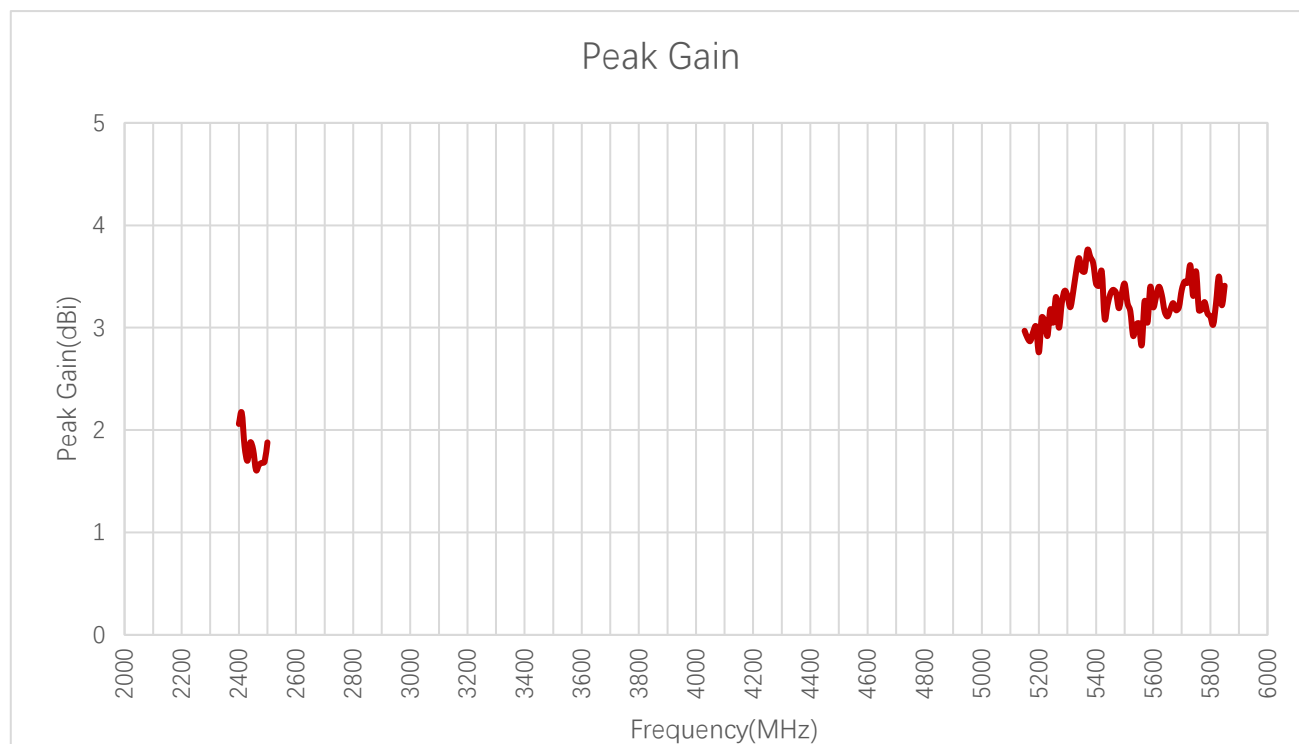
Efficiency (%)									
Frequency (MHz)	2400	2450	2500	5150	5500	5850	5920	6520	7120
Efficiency (%)	70.4	67.0	65.6	76.7	80.3	78.4	-	-	-

3.2.2. Average Gain



Average Gain (dB)									
Frequency (MHz)	2400	2450	2500	5150	5500	5850	5920	6520	7120
Average Gain (dB)	-1.5	-1.7	-1.8	-1.2	-1.0	-1.1	-	-	-

3.2.3. Peak Gain

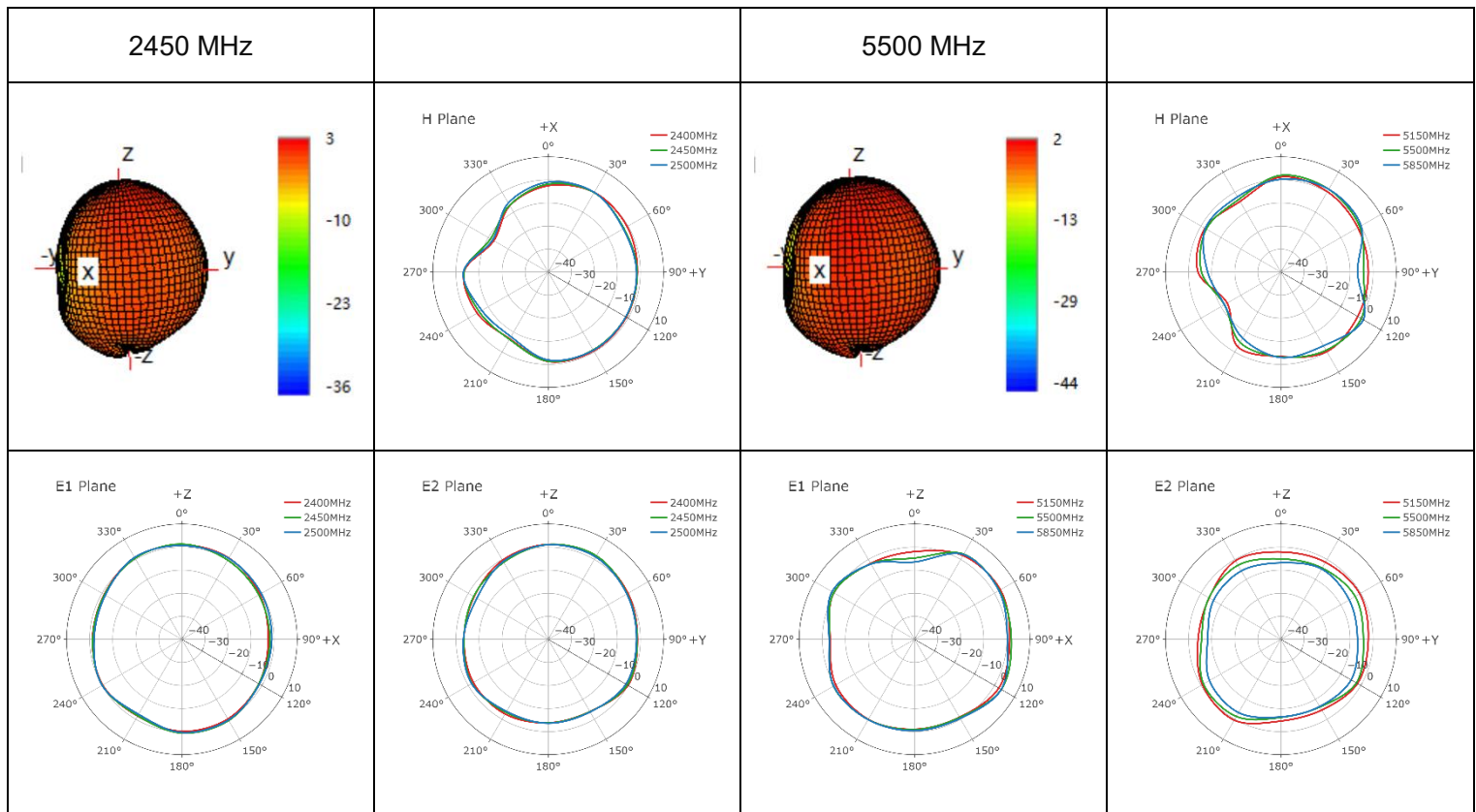
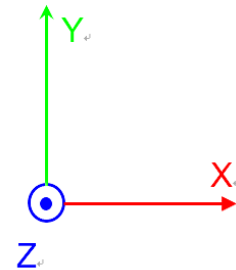



Peak Gain (dBi)

Frequency (MHz)	2400	2450	2500	5150	5500	5850	5920	6520	7120
Peak Gain (dBi)	2.1	1.8	1.9	3.0	3.4	3.4	-	-	-

3.2.4. 3D & 2D Radiation Pattern


- Test Condition: Assembled on 80 × 40mm EVB
- Test Chamber: GL-G-1



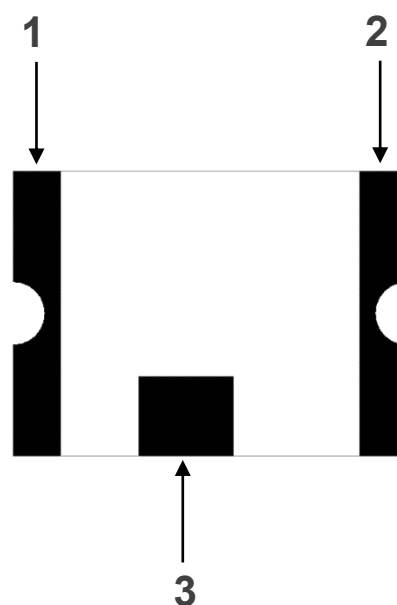
4 Schematic Symbol and Pin Definition

- The pin assignment for the antenna is as follows.
- The antenna has 3 pins, only one of which works.
- All other pins are designed for mechanical strength.

Pin	Description
1, 2	Fixed
3	Feed



Top



Bottom

5 Transmission Line

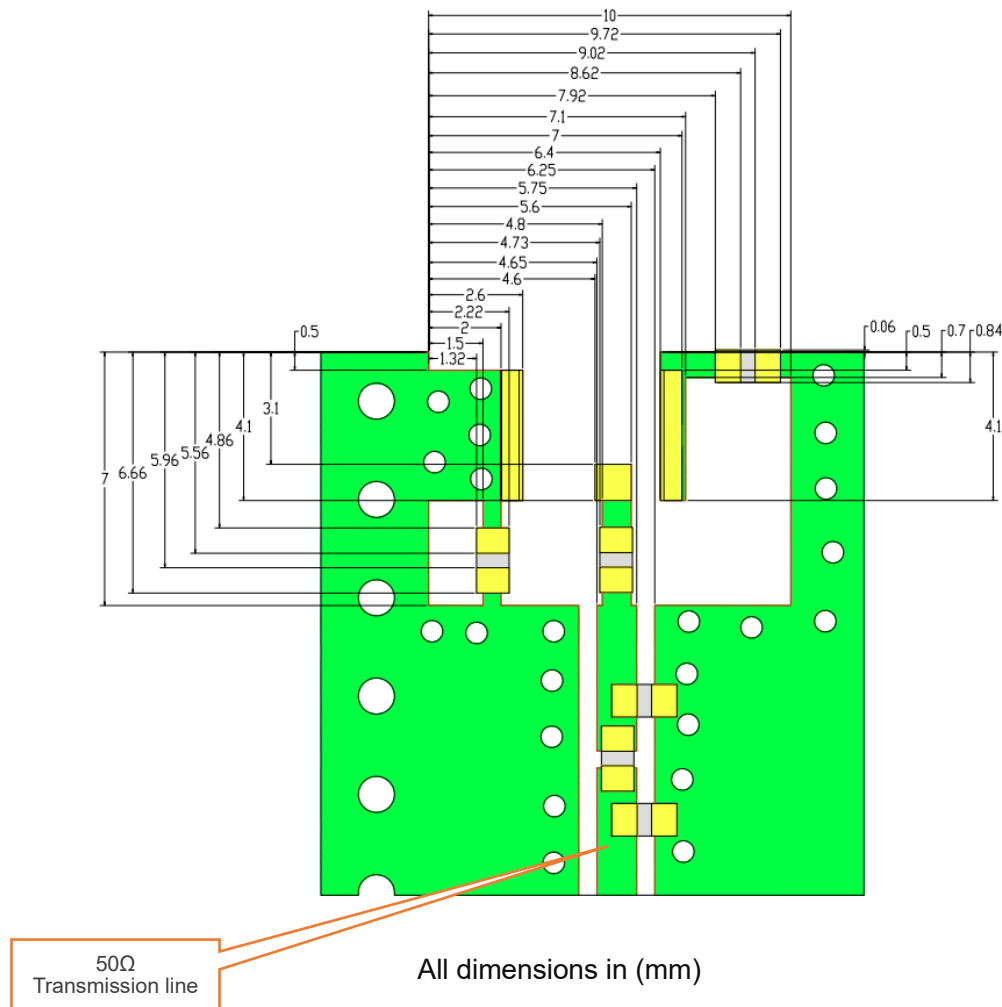
The characteristic impedance of all transmission lines shall be designed as 50 Ω .

- The length of the transmission lines should be kept as short as possible.
- Any other part of the RF system, such as transceiver, power amplifiers, etc., shall also be designed with an impedance of 50 Ω .

Once the material for the PCB has been chosen (PCB thickness and dielectric constant), a coplanar transmission line can easily be designed using any of the commercial software packages for transmission line design. For the chosen PCB thickness, copper thickness and substrate dielectric constant, the program will calculate the appropriate transmission line width and gaps on either side of the track so the characteristic impedance of the coplanar transmission is 50 Ω .

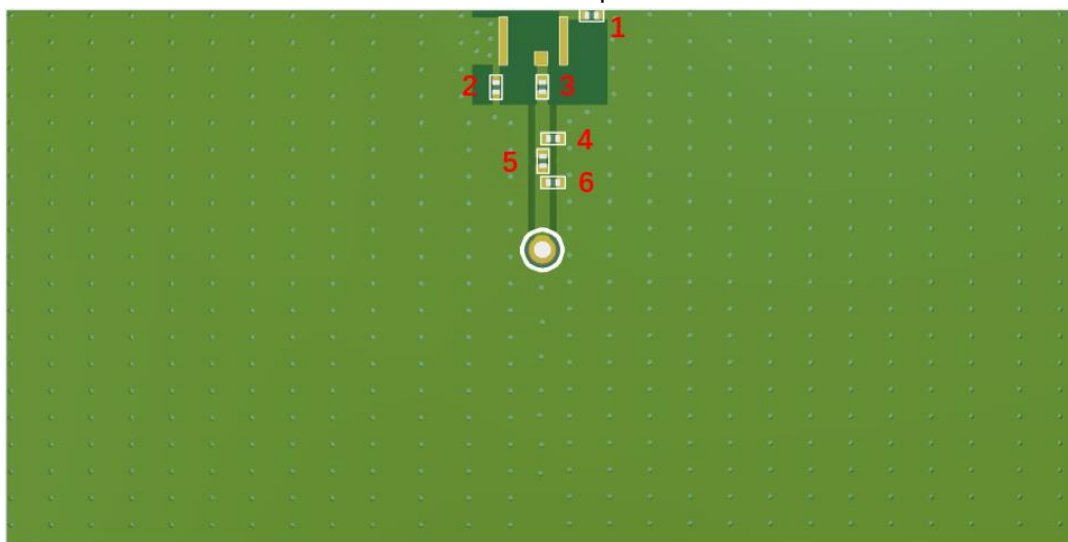
6 Recommended PCB Layout

The host PCB must be designed using the PCB footprint shown with the correct clearances. An example of the PCB layout shows the antenna footprint. Please note this clearance area is critical to the performance of the antenna and must be applied through all layers of the PCB.



7 Matching Circuit

Demo Board Top View

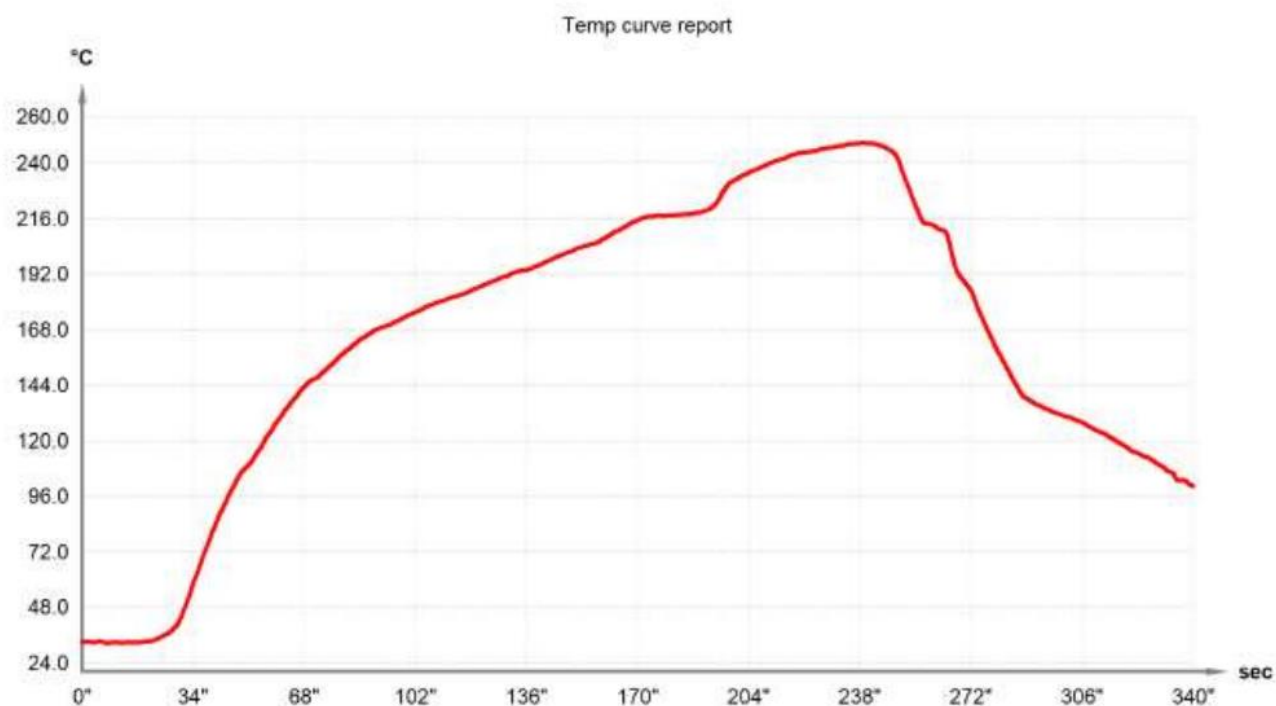


	1	2	3	4	5	6
Default Matching	5 pF	N/C	0.5 pF	N/C	0 Ω	N/C
Vender	MURATA	N/C	MURATA	N/C	MURATA	N/C



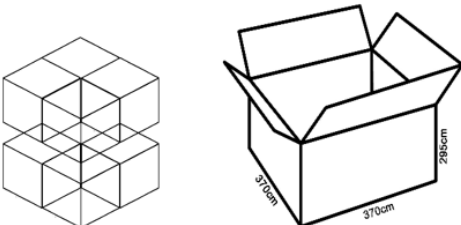
8 Soldering Temperature

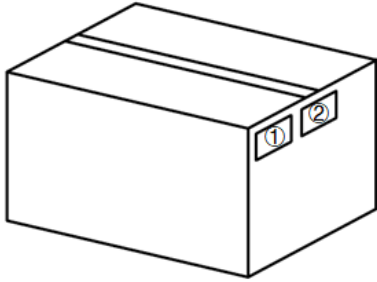
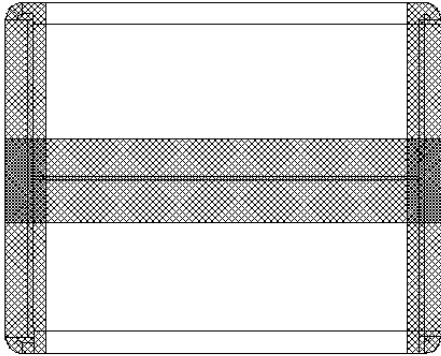
Channels	Name	Heating time 150.0-200.0°C	Above temp 217.0°C	Top temp	Heating slope 150.0-180.0°C	Cooling slope 180.0-150.0°C
1	Pin1	73"	82"	248.7	0.97	-2.92
Refrence value		70.0-95.0s	70.0-90.0s	240.0-250.0°C	0.0-3.0°C/s	-4.0--1.0°C/s

9 Reflow Profile



10 Packaging

Step	Packaging Picture / 2D Picture	Description
1		Reel
2	<p>X6 reels</p> 	<p>(1000 PCS Antenna Products / Reel)</p> <p>6 volumes in one inner box.</p>
3		<p>(8 Inner Boxes / Carton Box)</p> <p>(48000 PCS Antennas / Carton Box)</p> <p>Estimated quantity</p> <p>Products that cannot fill the entire carton box are packed in a suitable size carton box.</p> <p><u>Carton Size:</u> <u>L × W × H = 370 × 370 × 295 mm</u></p>

4		Position for Attaching Labels ① Carton Label ② Quality Label
5		Sealing Cartons “I” type sealing cartons
Note	The initial packaging method described above is for reference only, and the final actual packaging method shall be subject to the actual shipping packaging.	

Contact Us

At Quectel, our aim is to provide timely and comprehensive services to our customers. If you require any assistance, please contact our headquarters:

Quectel Wireless Solutions Co., Ltd.

Building 5, Shanghai Business Park Phase III (Area B), No.1016 Tianlin Road, Minhang District, Shanghai 200233, China

Tel: +86 21 5108 6236

Email: info@quectel.com

Or our local offices. For more information, please visit:

<http://www.quectel.com/support/sales.htm>.

For technical support, or to report documentation errors, please visit:

<http://www.quectel.com/support/technical.htm>.

Or email us at: support@quectel.com.

Legal Notices

We offer information as a service to you. The provided information is based on your requirements and we make every effort to ensure its quality. You agree that you are responsible for using independent analysis and evaluation in designing intended products, and we provide reference designs for illustrative purposes only. Before using any hardware, software or service guided by this document, please read this notice carefully. Even though we employ commercially reasonable efforts to provide the best possible experience, you hereby acknowledge and agree that this document and related services hereunder are provided to you on an “as available” basis. We may revise or restate this document from time to time at our sole discretion without any prior notice to you.

Use and Disclosure Restrictions

License Agreements

Documents and information provided by us shall be kept confidential, unless specific permission is granted. They shall not be accessed or used for any purpose except as expressly provided herein.

Copyright

Our and third-party products hereunder may contain copyrighted material. Such copyrighted material shall not be copied, reproduced, distributed, merged, published, translated, or modified without prior written consent. We and the third party have exclusive rights over copyrighted material. No license shall be granted or conveyed under any patents, copyrights, trademarks, or service mark rights. To avoid ambiguities, purchasing in any form cannot be deemed as granting a license other than the normal non-exclusive, royalty-free license to use the material. We reserve the right to take legal action for noncompliance with abovementioned requirements, unauthorized use, or other illegal or malicious use of the material.

Trademarks

Except as otherwise set forth herein, nothing in this document shall be construed as conferring any rights to use any trademark, trade name or name, abbreviation, or counterfeit product thereof owned by Quectel or any third party in advertising, publicity, or other aspects.

Third-Party Rights

This document may refer to hardware, software and/or documentation owned by one or more third parties (“third-party materials”). Use of such third-party materials shall be governed by all restrictions and obligations applicable thereto.

We make no warranty or representation, either express or implied, regarding the third-party materials, including but not limited to any implied or statutory, warranties of merchantability or fitness for a particular purpose, quiet enjoyment, system integration, information accuracy, and non-infringement of any third-party intellectual property rights with regard to the licensed technology or use thereof. Nothing herein constitutes a representation or warranty by us to either develop, enhance, modify, distribute, market, sell, offer for sale, or otherwise maintain production of any our products or any other hardware, software, device, tool, information, or product. We moreover disclaim any and all warranties arising from the course of dealing or usage of trade.

Privacy Policy

To implement module functionality, certain device data are uploaded to Quectel's or third-party's servers, including carriers, chipset suppliers or customer-designated servers. Quectel, strictly abiding by the relevant laws and regulations, shall retain, use, disclose or otherwise process relevant data for the purpose of performing the service only or as permitted by applicable laws. Before data interaction with third parties, please be informed of their privacy and data security policy.

Disclaimer

- a) We acknowledge no liability for any injury or damage arising from the reliance upon the information.
- b) We shall bear no liability resulting from any inaccuracies or omissions, or from the use of the information contained herein.
- c) While we have made every effort to ensure that the functions and features under development are free from errors, it is possible that they could contain errors, inaccuracies, and omissions. Unless otherwise provided by valid agreement, we make no warranties of any kind, either implied or express, and exclude all liability for any loss or damage suffered in connection with the use of features and functions under development, to the maximum extent permitted by law, regardless of whether such loss or damage may have been foreseeable.
- d) We are not responsible for the accessibility, safety, accuracy, availability, legality, or completeness of information, advertising, commercial offers, products, services, and materials on third-party websites and third-party resources.

Copyright © Quectel Wireless Solutions Co., Ltd. 2024. All rights reserved.

Revision History

Version	Date	Author	Note
-	2024-05-27	Jaden FENG/ Hart HU/ David LIU/ Rainey LIAO	Creation of the document
1.0	2024-05-27	Jaden FENG/ Hart HU/ David LIU/ Rainey LIAO	First official release



www.quectel.com