



Antenna Datasheet

Product OC: YEMN210J1AH

Version: 1.2

Date: 2025-07-28

Status: Released

Product Name: 5G & Wi-Fi 2in1 Screw Mount Combo External Antenna

Key Features:

Frequency Band: 600–960 MHz & 1400–6000 MHz & 2400–2500 MHz

Dimensions: Φ 40.6 mm × 104 mm

Efficiency: Up to 81.8 %

RoHS and REACH Compliant

IP67

IP69K

IK10

Overview

YEMN210J1AH is a 5G & Wi-Fi 2in1 combo antenna measuring Φ 40.6 mm × 104 mm. This ultra-wide-band combo antenna provides broad coverage from 600–960 MHz, 1400–6000 MHz whilst offering backward-compatibility to support 4G/3G and 2G networks as well as LTE Cat-M and narrowband IoT (NB-IoT). The antenna is available with connection via 2 cable lengths from 300–5,000 mm (Compatible with ECE-R118 cables), terminated with SMA Male connectors. This low profile, screw mount omni-directional antenna, ideal for applications where the antenna is required to be discrete, is easy to install with maximum durability assured thanks to its IP67 & IP69K and IK10 rated enclosure. It is compatible with Quectel's RM520x Series modules.

YEMN210J1AH has 1 × 5G LMH antenna and 1 × Wi-Fi antenna. It allows high efficiency, stable signal transmission and reception for Wi-Fi from 2400–2500 MHz, and 5G band from 600–960 MHz & 1400–6000 MHz. In the meantime, this product also offers high isolation between antennas to avoid self-interference. All in all, this unique product is designed to provide stable and high-speed data connection to 5G & Wi-Fi applications. YEMN210J1AH can be used in harsh environments thanks to its robust UV resistant (UL 746c f1) and flame resistant (UL 94 HB) enclosure.

Typical applications include:

- Public safety
- HD Video Streaming
- Utilities and Smart Cities
- Fleet Management
- Agricultural
- Industrial

Quectel provides comprehensive antenna design support such as simulation, testing and manufacturing for custom antenna solutions to meet your specific application needs. We have regional R & D centers to offer quick response to meet your requirements. Please contact our sales & FAEs if you have any requests.

Contents

Overview	1
Contents	2
1 Specification	3
1.1. Electrical.....	3
1.1.1. 5G.....	4
1.1.2. Wi-Fi.....	4
1.2. Mechanical & Environmental	5
2 Drawing	6
3 Detailed Performance	7
3.1. S-Parameter Test	7
3.1.1. VSWR.....	7
3.1.2. Return Loss	9
3.1.3. Isolation	11
3.2. Radiation Performance Test.....	12
3.2.1. Efficiency	12
3.2.2. Average Gain	14
3.2.3. Peak Gain.....	16
3.2.4. 3D & 2D Radiation Pattern.....	18
4 Packaging	24
5 Installation	26
Contact Us	27
Legal Notices	28
Revision History	30

1 Specification

Test Condition: On 300 mm × 300 mm metal plane

1.1. Electrical

Electrical Specifications		
Frequency Range	5G	600–960 MHz, 1400–6000 MHz
	Wi-Fi	2400–2500 MHz
Radiation Pattern		Omni-directional
Polarization		Linear
Impedance		50 Ω
Isolation		≤ -5.0 dB

1.1.1. 5G

Electrical – Detail												
SPEC	Band	B71	B12 /B13 /B28	B5 /B8 /B26	n74 /n75 /n76	B1 /B2 /B3	B40	Wi-Fi 2G	B38 /B41	B42 /B48 /n77	n79	Wi-Fi 5G
	Freq. (MHz)	600– 700	700– 810	820– 960	1420– 1520	1700– 2170	2300– 2400	2400– 2500	2500– 2690	3300– 4200	4400– 5000	5150– 5850
Max. VSWR		7.5	3.1	1.2	1.5	1.7	2.0	2.2	2.2	1.5	2.2	2.0
Max. Return Loss (dB)		-2.3	-5.8	-21.8	-14.4	-11.5	-9.7	-8.6	-8.6	-14.2	-8.7	-9.5
AVG Eff. (%)		31.6	64.9	75.9	53.9	42.9	48.4	51.6	57.5	60.3	50.3	55.0
AVG AVG Gain (dB)		-5.0	-1.9	-1.2	-2.7	-3.7	-3.1	-2.9	-2.4	-2.2	-3.0	-2.6
Max. Peak Gain (dBi)		-1.3	2.6	3.2	3.2	2.2	2.6	2.8	3.6	5.7	5.9	5.7
VSWR		≤ 7.5										
Return Loss		≤ -2.3 dB										
Peak Gain		≤ 5.9 dBi										

1.1.2. Wi-Fi

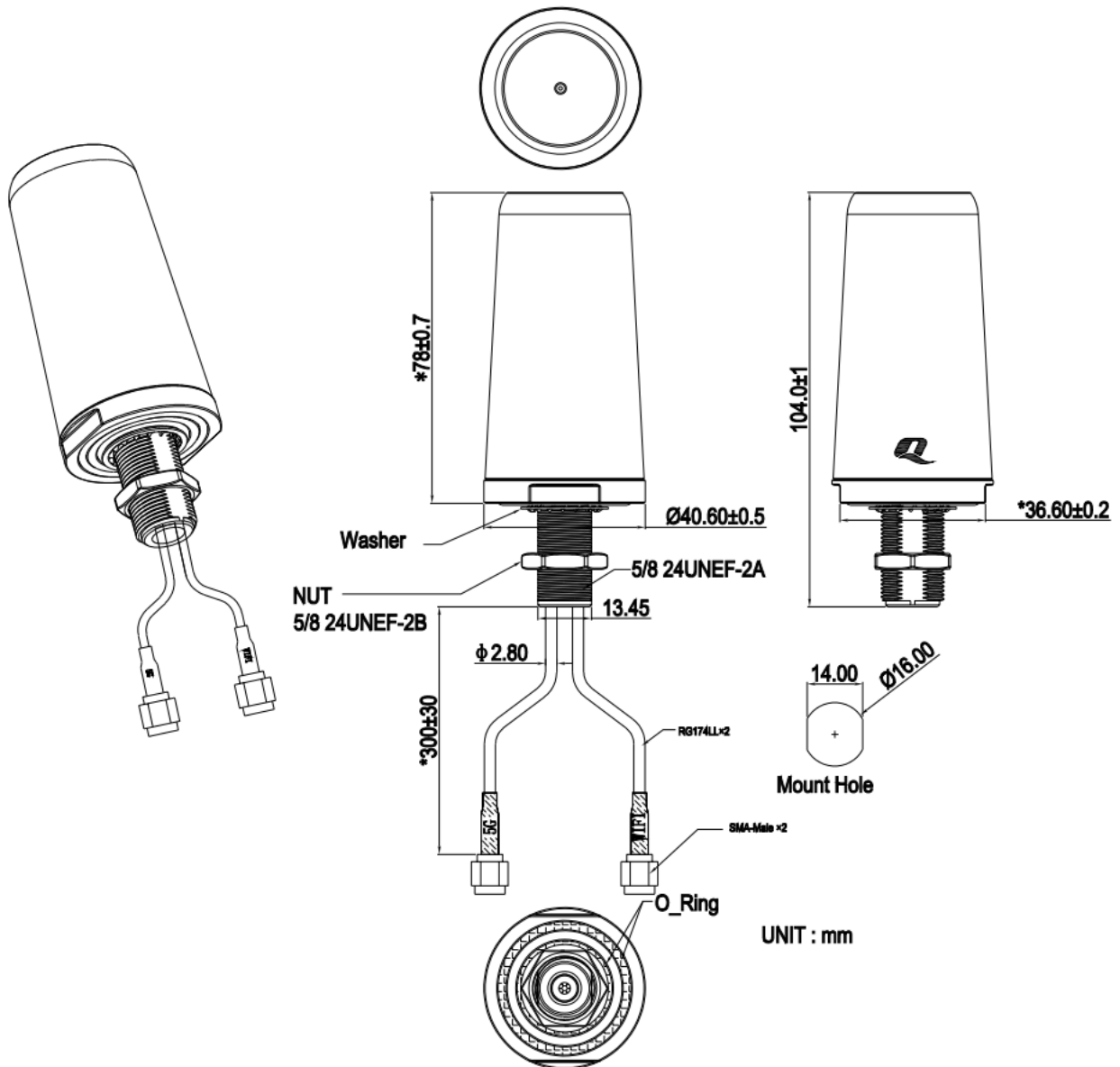
SPEC	Band	Wi-Fi 2G	Wi-Fi 5G	Wi-Fi 6G
	Freq. (MHz)	2400–2500	5150–5850	5925–7125
Max. VSWR		1.6	-	-
Max. Return Loss (dB)		-13.1	-	-
AVG Eff. (%)		58.6	-	-
AVG AVG Gain (dB)		-2.3	-	-
Max. Peak Gain (dBi)		4.4	-	-
VSWR		≤ 1.6		
Return Loss		≤ -13.1 dB		
Peak Gain		≤ 4.4 dBi		

1.2. Mechanical & Environmental

Mechanical		
Antenna Dimensions	Φ 40.6 mm × 104 mm	
Antenna Material & Color	ASA & Black	
Cable Type & Color & Length	5G	RG174LL Black & 300 mm
	Wi-Fi	RG174LL Black & 300 mm
Connector Type	SMA Male (The current state of the SMA connector is not waterproof. If a waterproof connector is required, it can be customized.)	
Weight	Typ. 200 g	
Mounting Type	Screw	
Environmental		
Operation Temperature	-40 °C to +85 °C	
Storage Temperature	-40 °C to +85 °C	
Ingress Protection (IP) Rating	IP67 (After Installation) IP69K (After Installation)	
Impact Protection (IK) Rating	IK10*	
Housing UV Resistant	UL 746c f1	
RoHS & REACH Compliant	Yes	

* Only the top surface of the product meets IK10.

2 Drawing

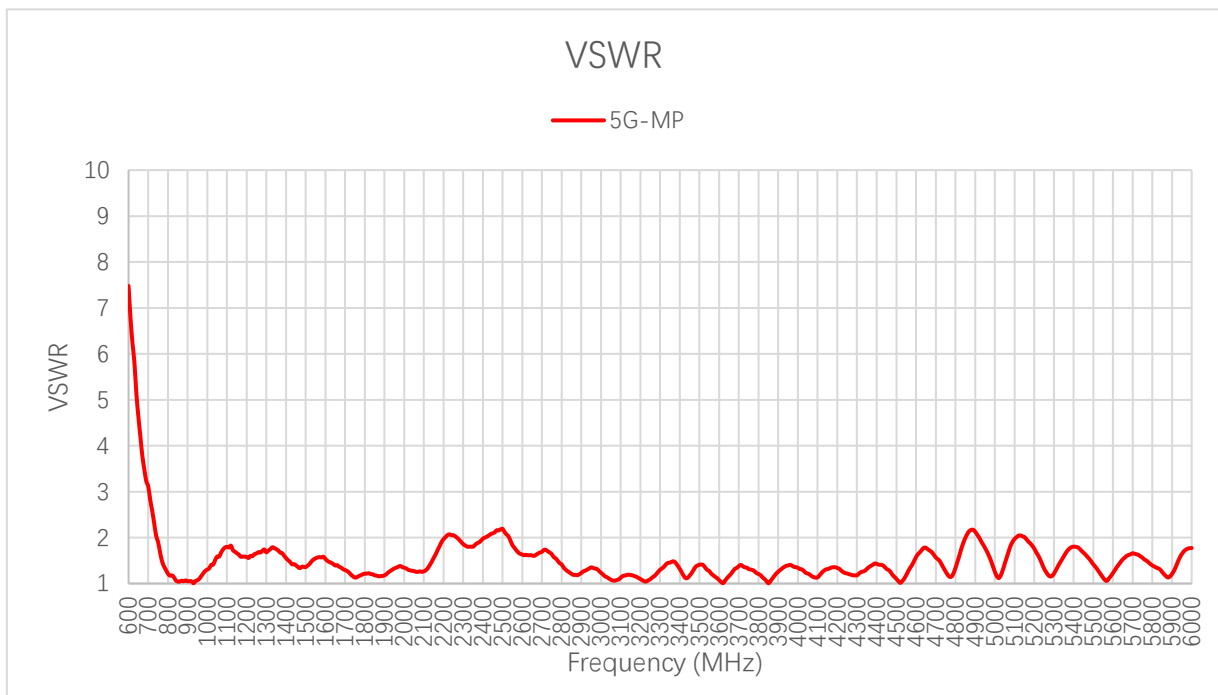


Caution: If you find the silicon seal ring dropping out of the groove when opening the package, it's a normal phenomenon due to its special structure design. Please assemble the silicon seal ring into groove before you assemble antenna on the device, thanks!

3 Detailed Performance

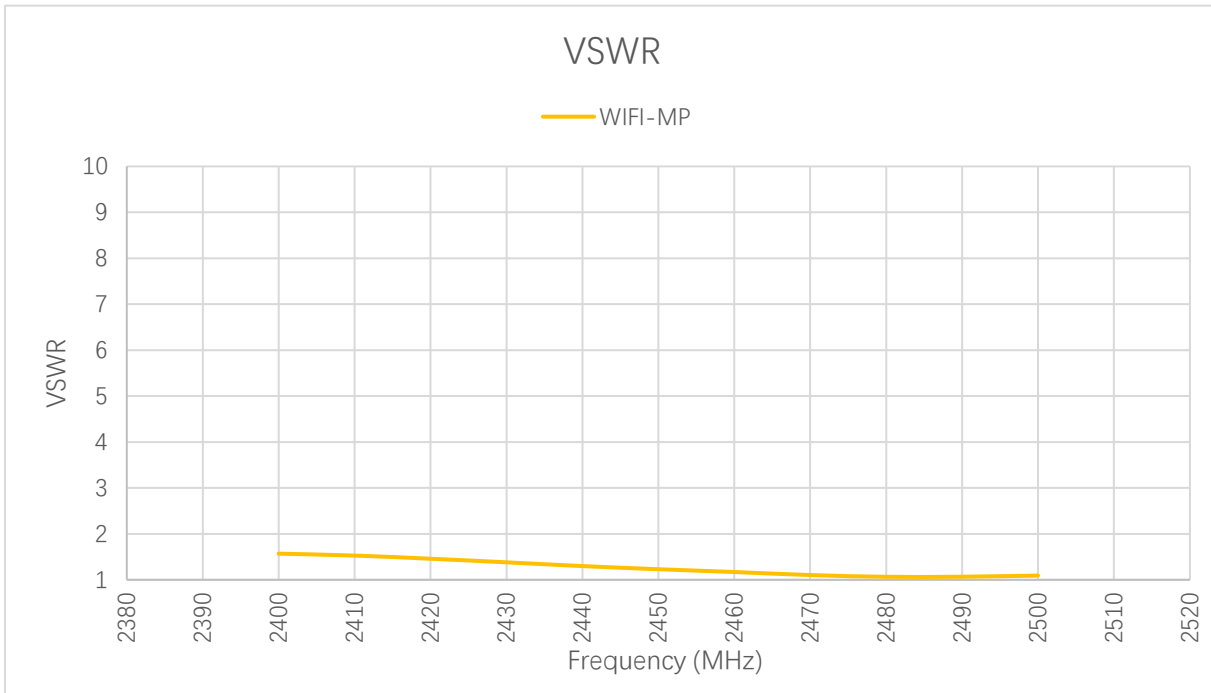
3.1. S-Parameter Test

3.1.1. VSWR



VSWR – 5G

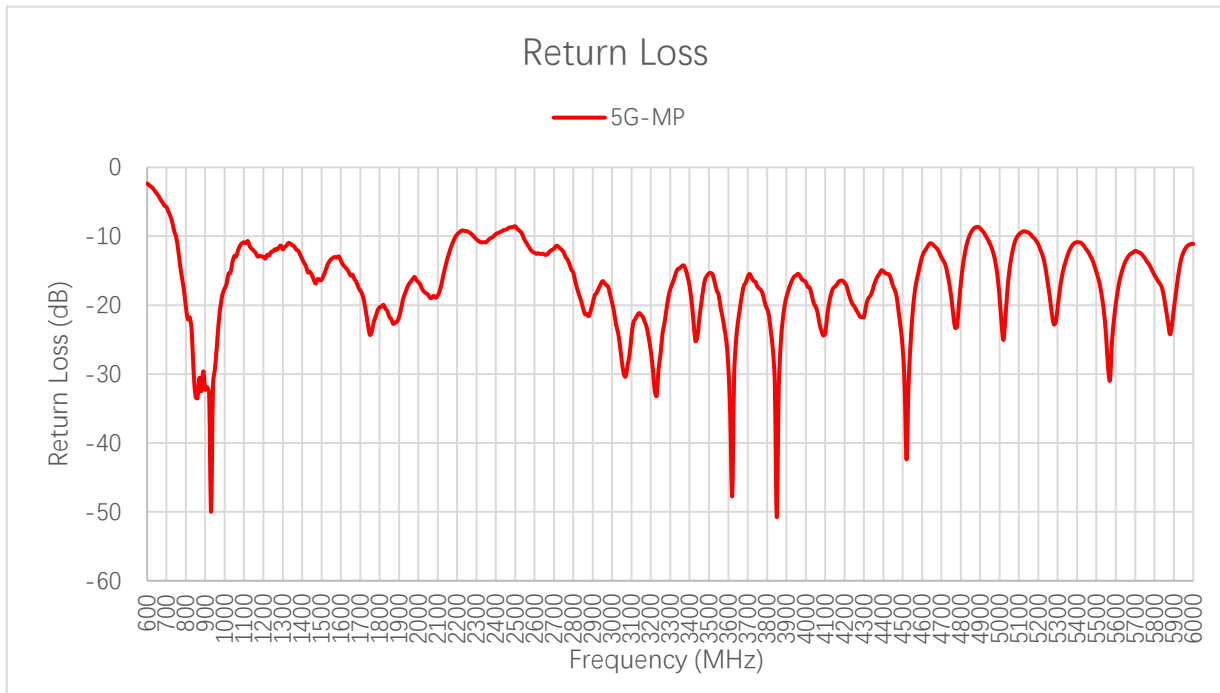
Frequency (MHz)	600	630	710	830	900	960	1440	1710	1740	1880
VSWR	7.5	5.8	2.8	1.1	1.0	1.1	1.4	1.3	1.2	1.2
Frequency (MHz)	1950	2140	2350	2450	2600	3600	4700	5000	5500	6000
VSWR	1.3	1.5	1.8	2.1	1.6	1.1	1.6	1.3	1.4	1.8



VSWR – Wi-Fi

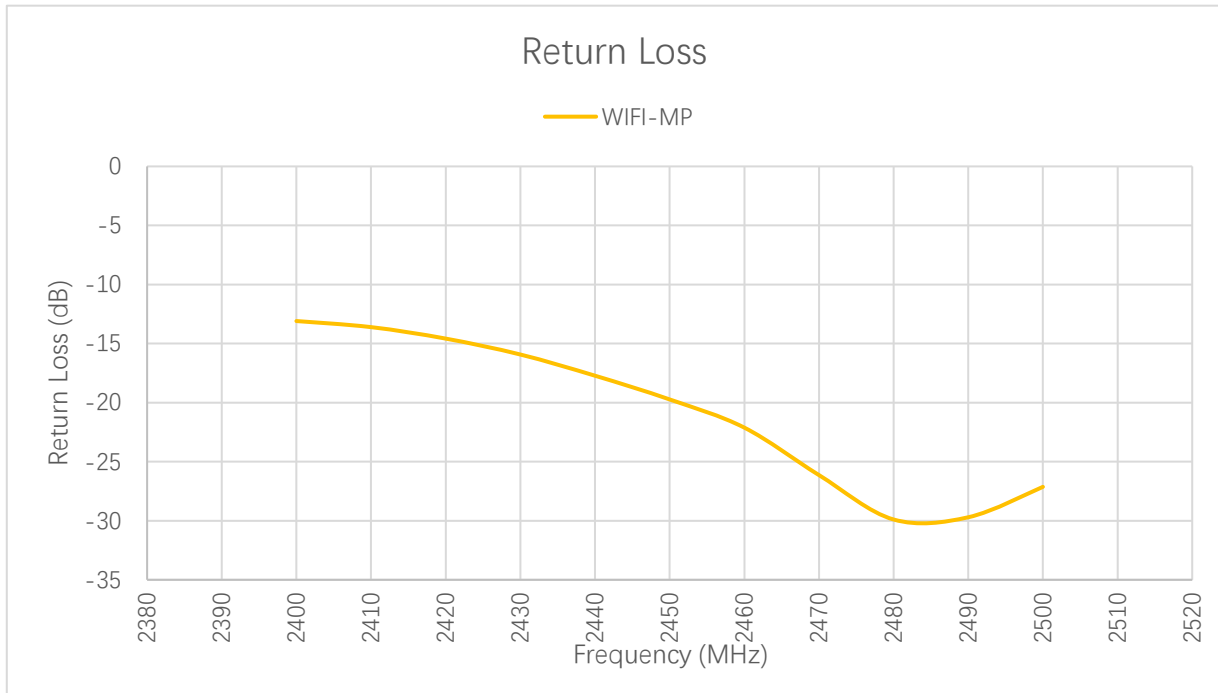
Frequency (MHz)	2400	2450	2500	5150	5500	5850	5925	6325	6725	7125
VSWR	1.6	1.2	1.1	-	-	-	-	-	-	-

3.1.2. Return Loss



Return Loss (dB) – 5G

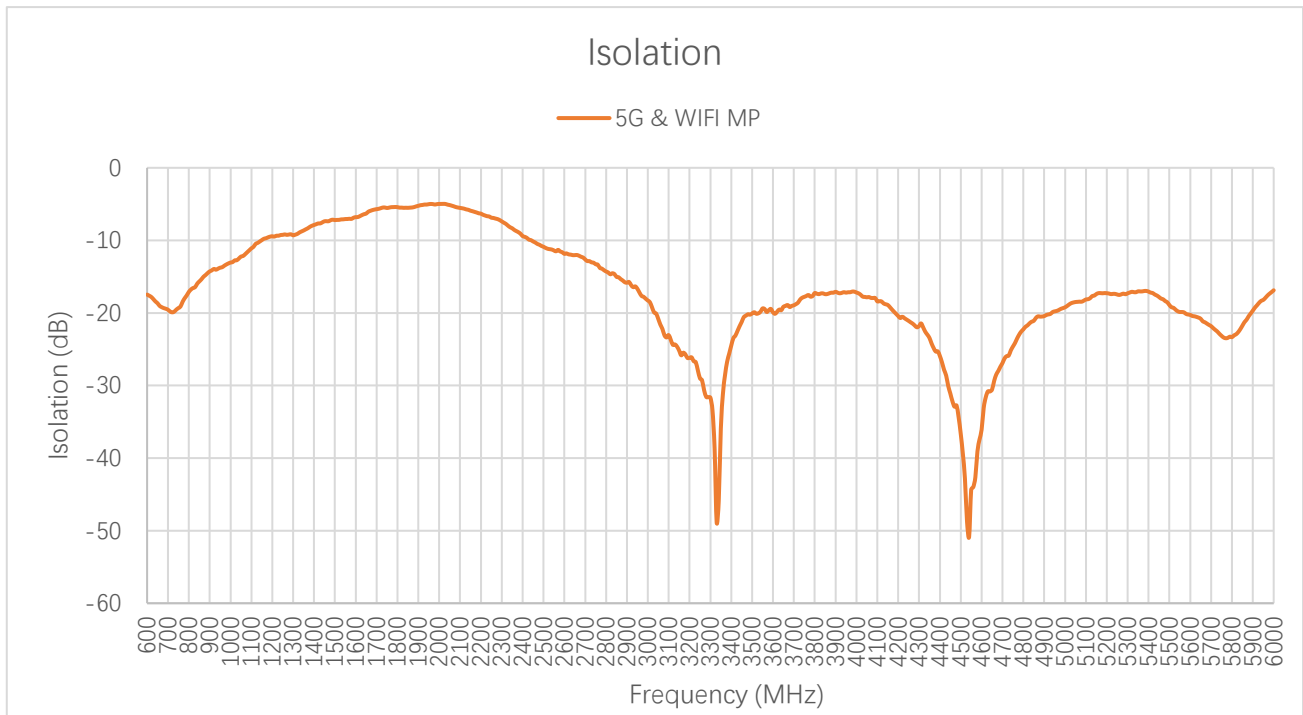
Frequency (MHz)	600	630	710	830	900	960	1440	1710	1740	1880
Return Loss (dB)	-2.3	-3.0	-6.4	-23.7	-32.3	-25.9	-15.2	-18.4	-22.9	-22.5
Frequency (MHz)	1950	2140	2350	2450	2600	3600	4700	5000	5500	6000
Return Loss (dB)	-17.0	-14.4	-10.9	-9.0	-12.4	-28.9	-13.1	-18.8	-15.2	-11.1



Return Loss – Wi-Fi

Frequency (MHz)	2400	2450	2500	5150	5500	5850	5925	6325	6725	7125
Return Loss (dB)	-13.1	-19.7	-27.1	-	-	-	-	-	-	-

3.1.3. Isolation

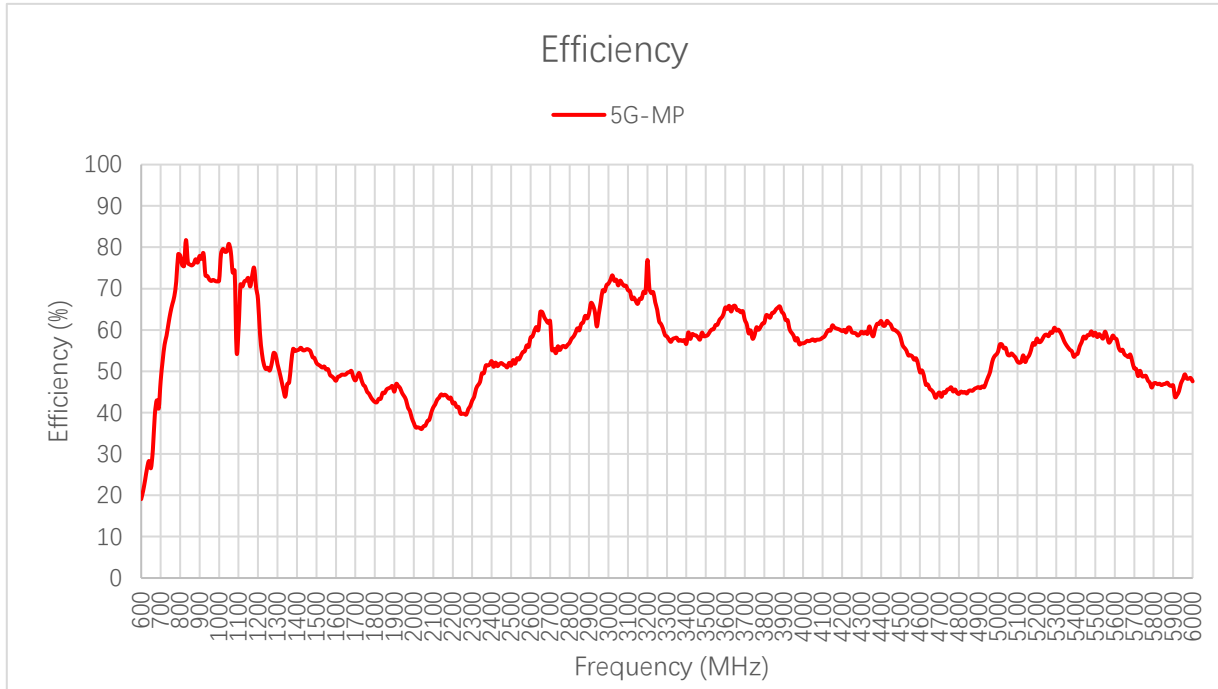


Max Isolation (dB)

Band	B71	B12/ B13/ B28	B5/ B8/ B26	n74/ n75/ n76	B1/ B2/ B3	B40	Wi-Fi 2G	B38/ B41	B42/ B48/ n77	n79	Wi-Fi 5G
Freq. (MHz)	600– 700	700– 810	820– 960	1420– 1520	1700– 2170	2300– 2400	2400– 2500	2500– 2690	3300– 4200	4400– 5000	5150– 5850
Isolation (dB)	-17.5	-16.8	-13.7	-7.2	-5.0	-7.4	-9.4	-10.9	-17.1	-19.2	-17.0

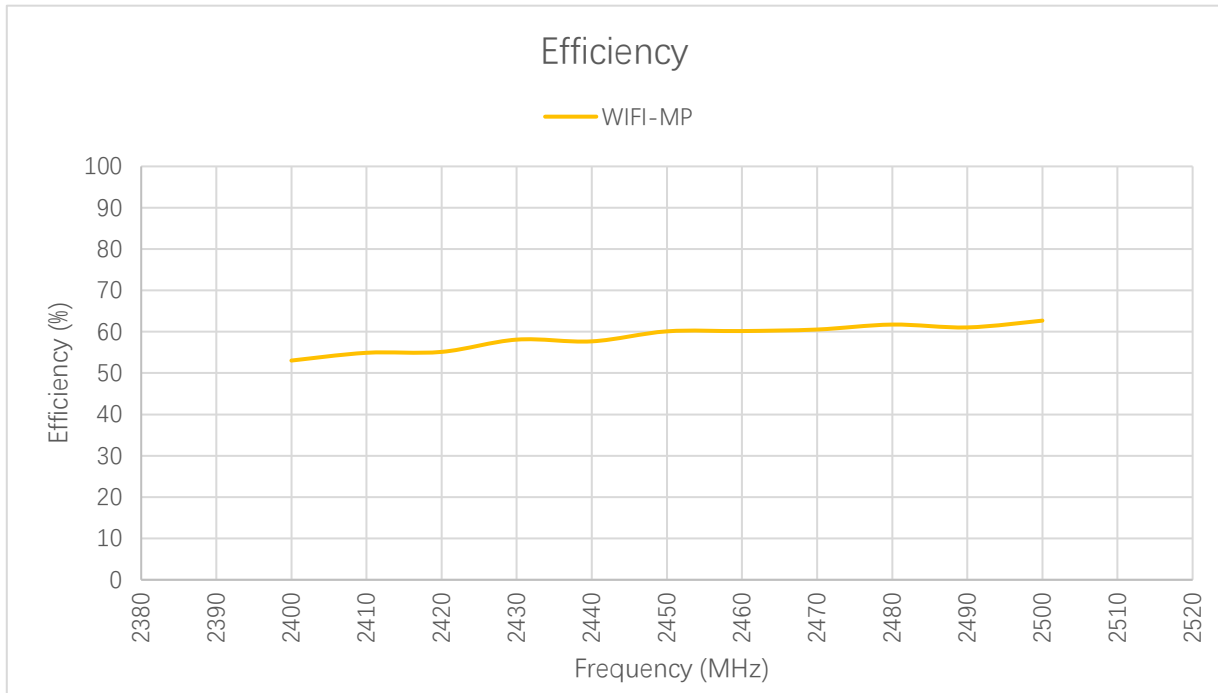
3.2. Radiation Performance Test

3.2.1. Efficiency



Efficiency (%) – 5G

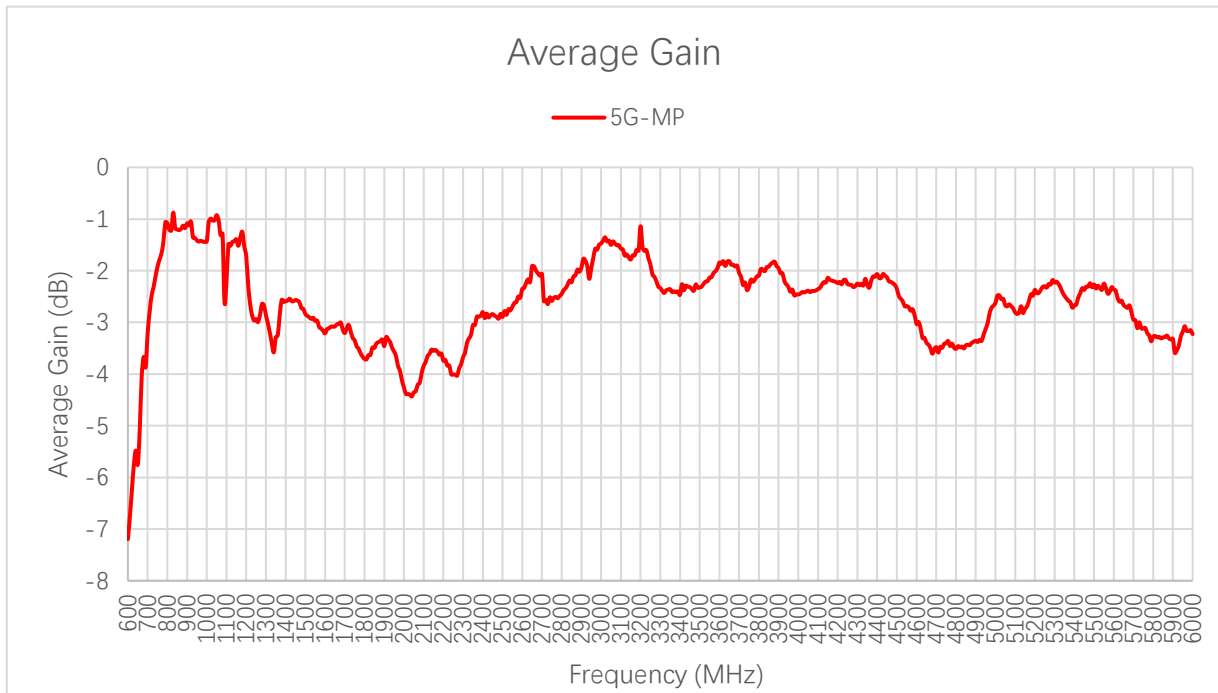
Frequency (MHz)	600	630	710	830	900	960	1440	1710	1740	1880
Efficiency (%)	19.1	26.5	52.5	81.8	77.9	71.9	55.4	48.8	46.8	46.1
Frequency (MHz)	1950	2140	2350	2450	2600	3600	4700	5000	5500	6000
Efficiency (%)	44.0	44.4	49.5	52.0	58.2	65.4	44.9	54.7	59.4	47.6



Efficiency (%) – Wi-Fi

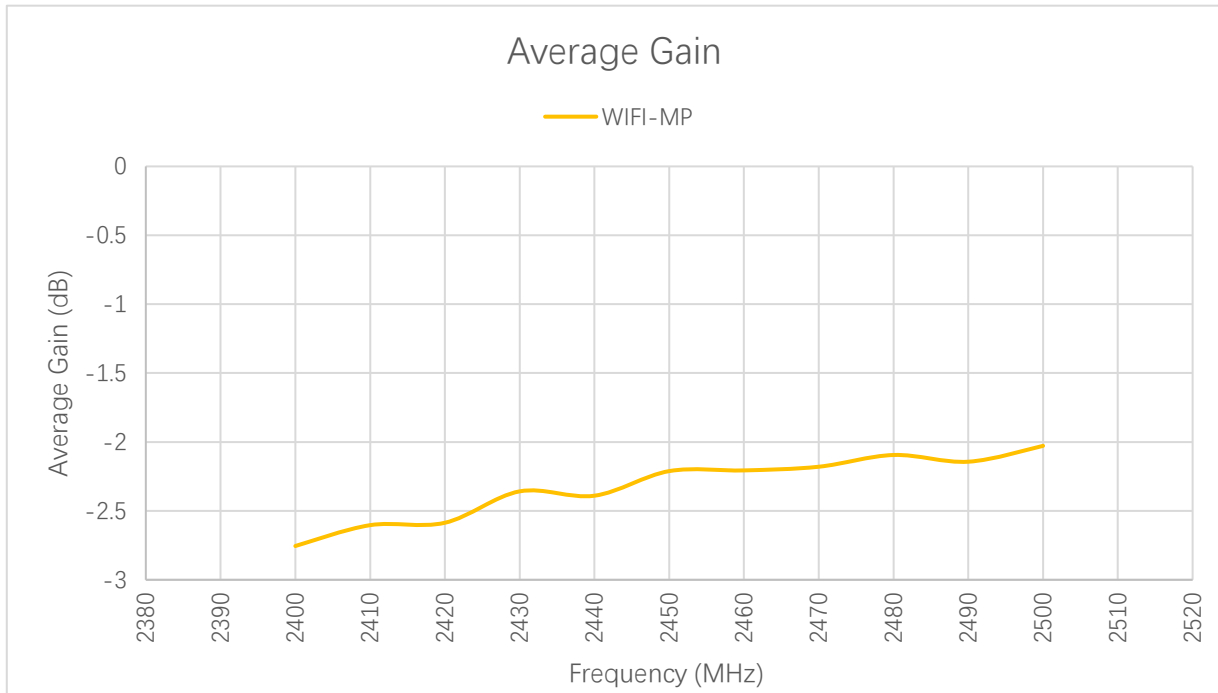
Frequency (MHz)	2400	2450	2500	5150	5500	5850	5925	6325	6725	7125
Efficiency (%)	53.0	60.1	62.7	-	-	-	-	-	-	-

3.2.2. Average Gain



Average Gain (dB) – 5G

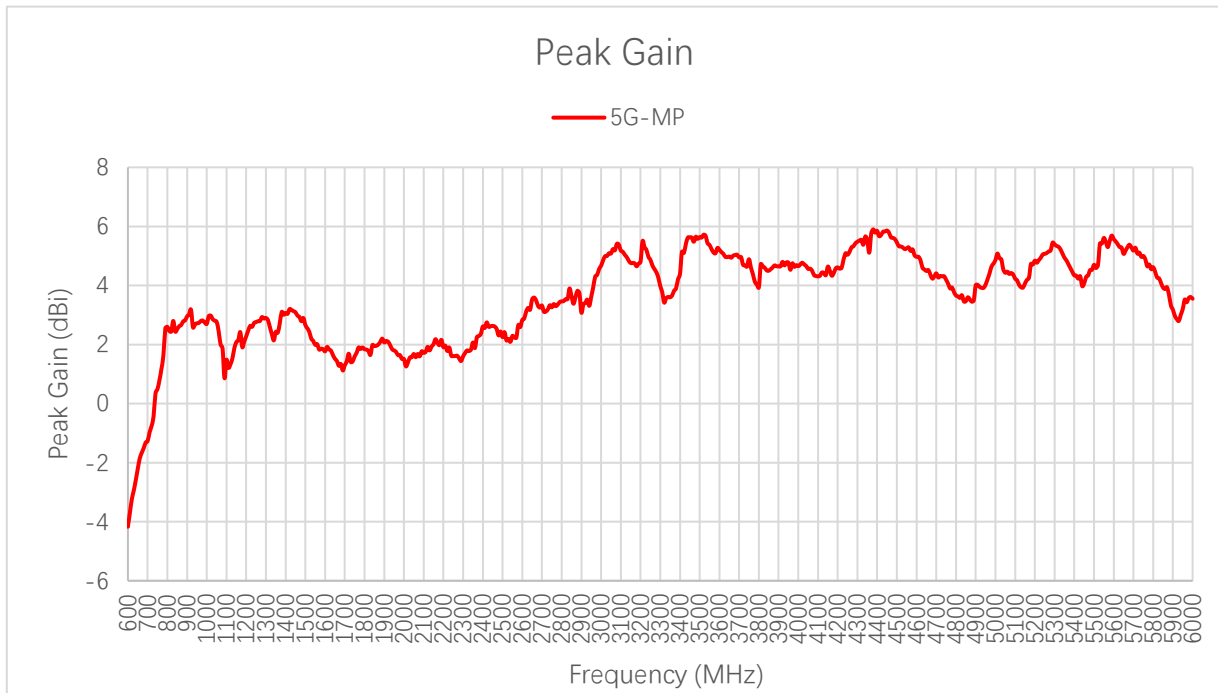
Frequency (MHz)	600	630	710	830	900	960	1440	1710	1740	1880
Average Gain (dB)	-7.2	-5.8	-2.8	-0.9	-1.1	-1.4	-2.6	-3.1	-3.3	-3.4
Frequency (MHz)	1950	2140	2350	2450	2600	3600	4700	5000	5500	6000
Average Gain (dB)	-3.6	-3.5	-3.1	-2.8	-2.4	-1.8	-3.5	-2.6	-2.3	-3.2



Average Gain (dB) – Wi-Fi

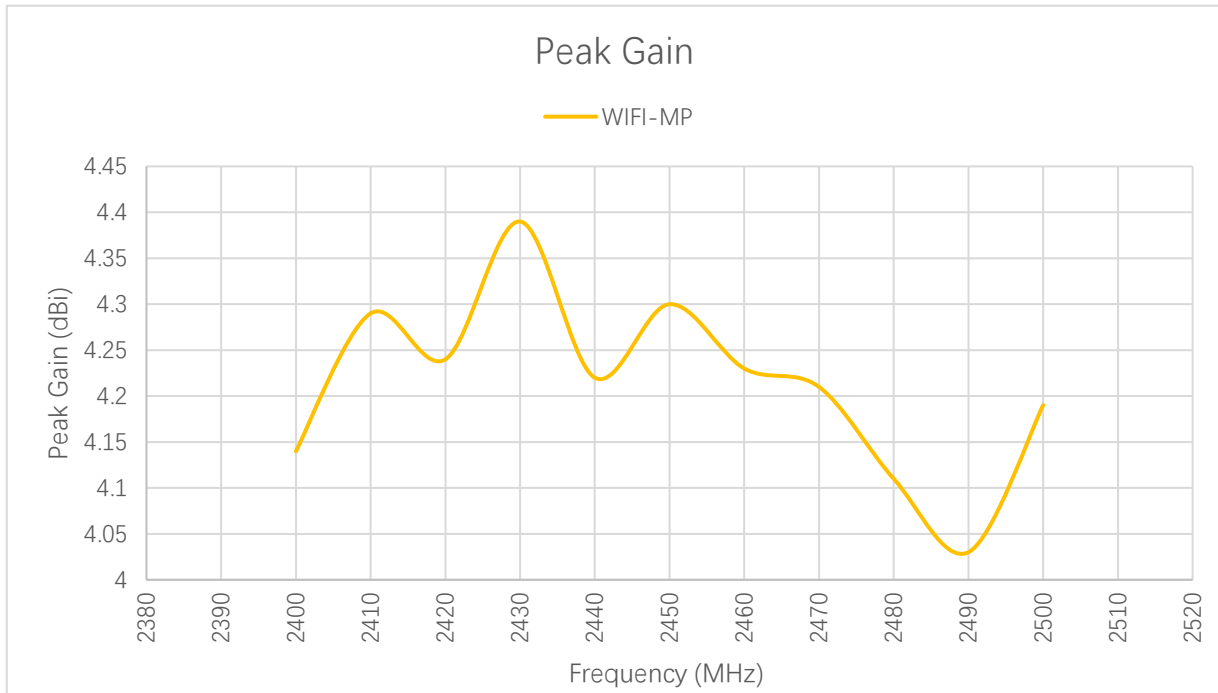
Frequency (MHz)	2400	2450	2500	5150	5500	5850	5925	6325	6725	7125
Average Gain (dB)	-2.8	-2.2	-2.0	-	-	-	-	-	-	-

3.2.3. Peak Gain



Peak Gain (dBi) – 5G

Frequency (MHz)	600	630	710	830	900	960	1440	1710	1740	1880
Peak Gain (dBi)	-4.2	-2.9	-1.0	2.8	3.0	2.7	3.1	1.4	1.4	2.1
Frequency (MHz)	1950	2140	2350	2450	2600	3600	4700	5000	5500	6000
Peak Gain (dBi)	1.8	1.9	2.1	2.6	2.8	5.2	4.4	4.9	4.7	3.6




Peak Gain (dBi) – Wi-Fi

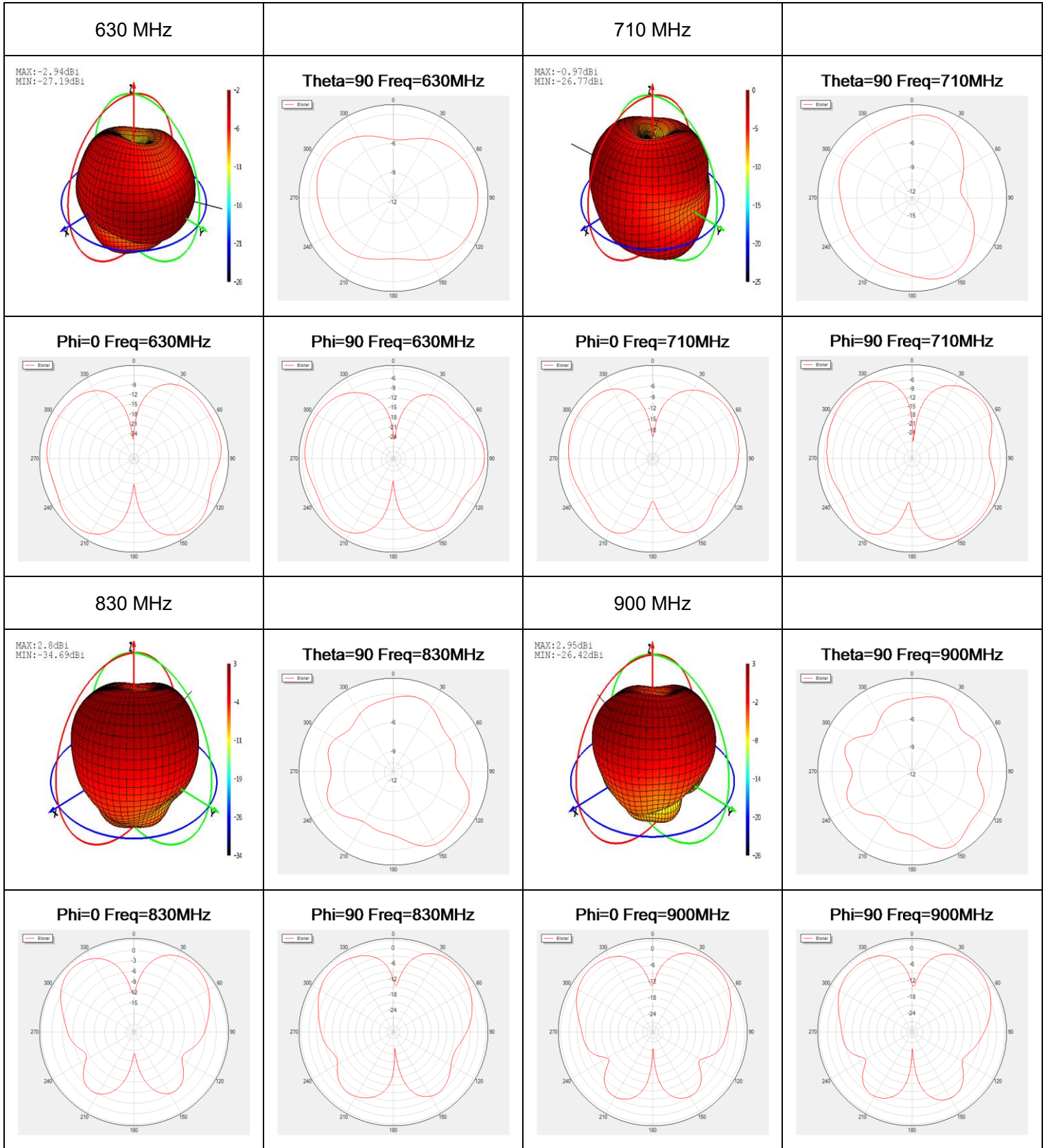
Frequency (MHz)	2400	2450	2500	5150	5500	5850	5925	6325	6725	7125
Peak Gain (dBi)	4.1	4.3	4.2	-	-	-	-	-	-	-

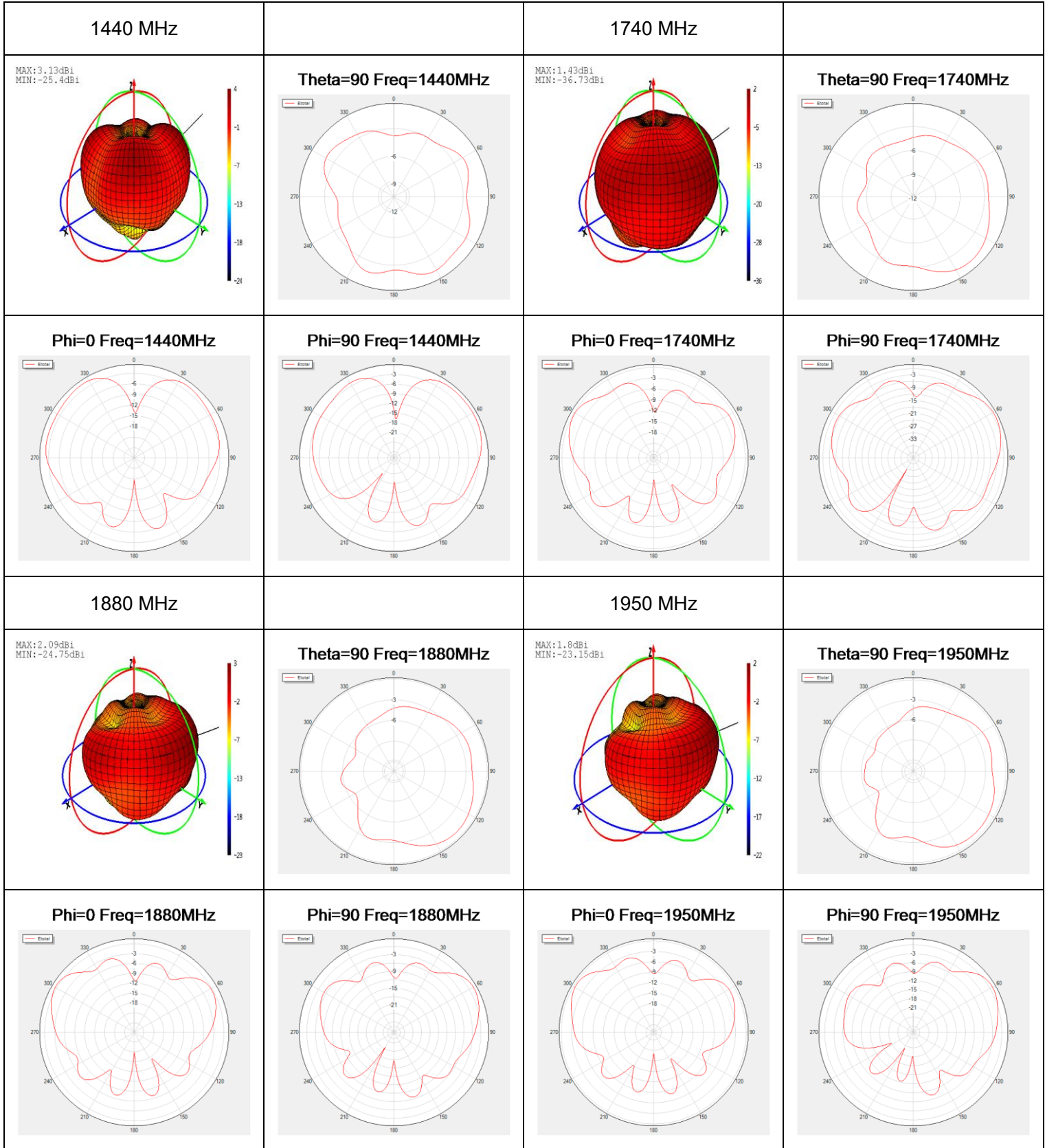
3.2.4. 3D & 2D Radiation Pattern

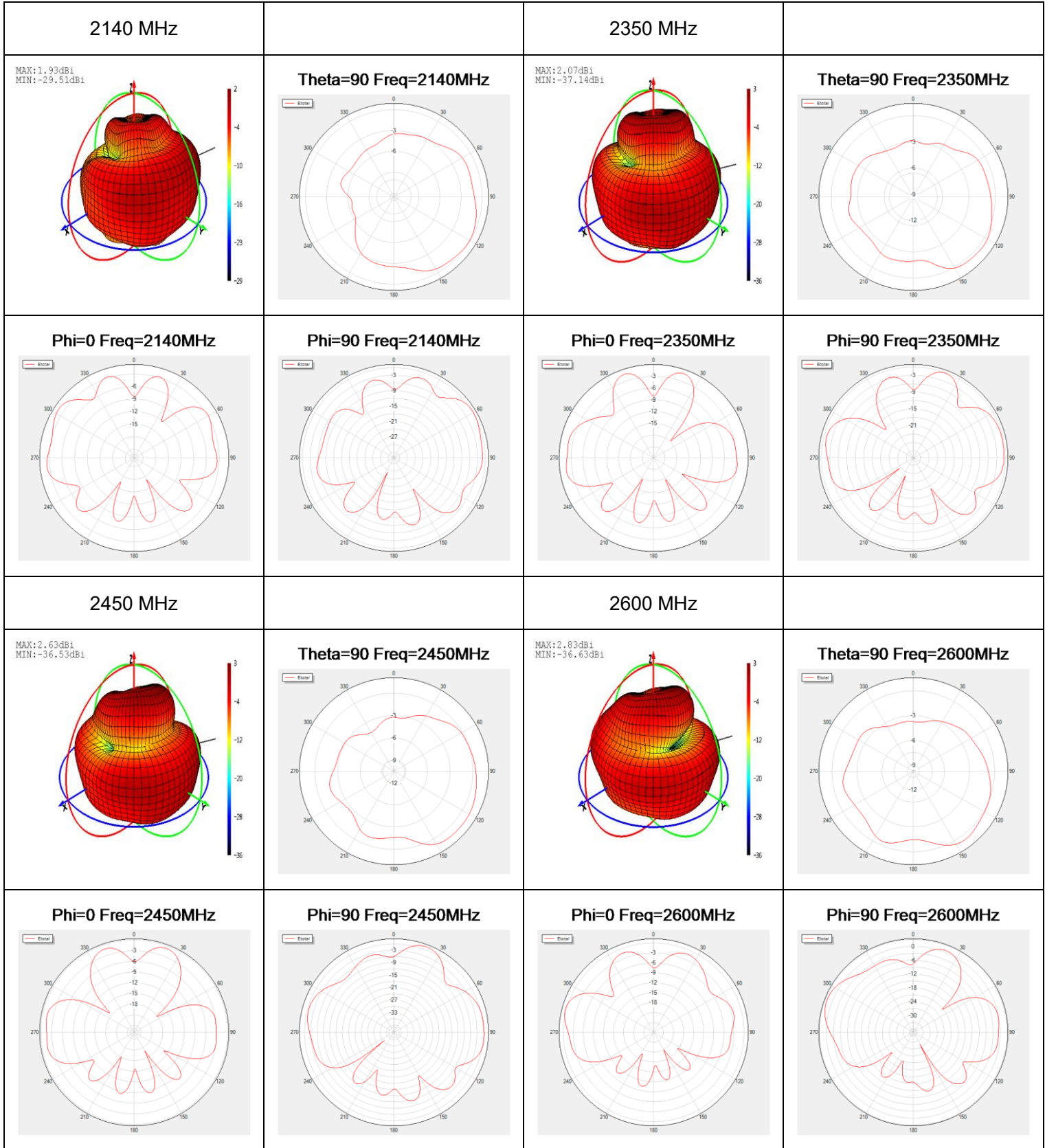
- Test Condition: On 300 mm × 300 mm metal plane
-
- Test Chamber: FS-S-1

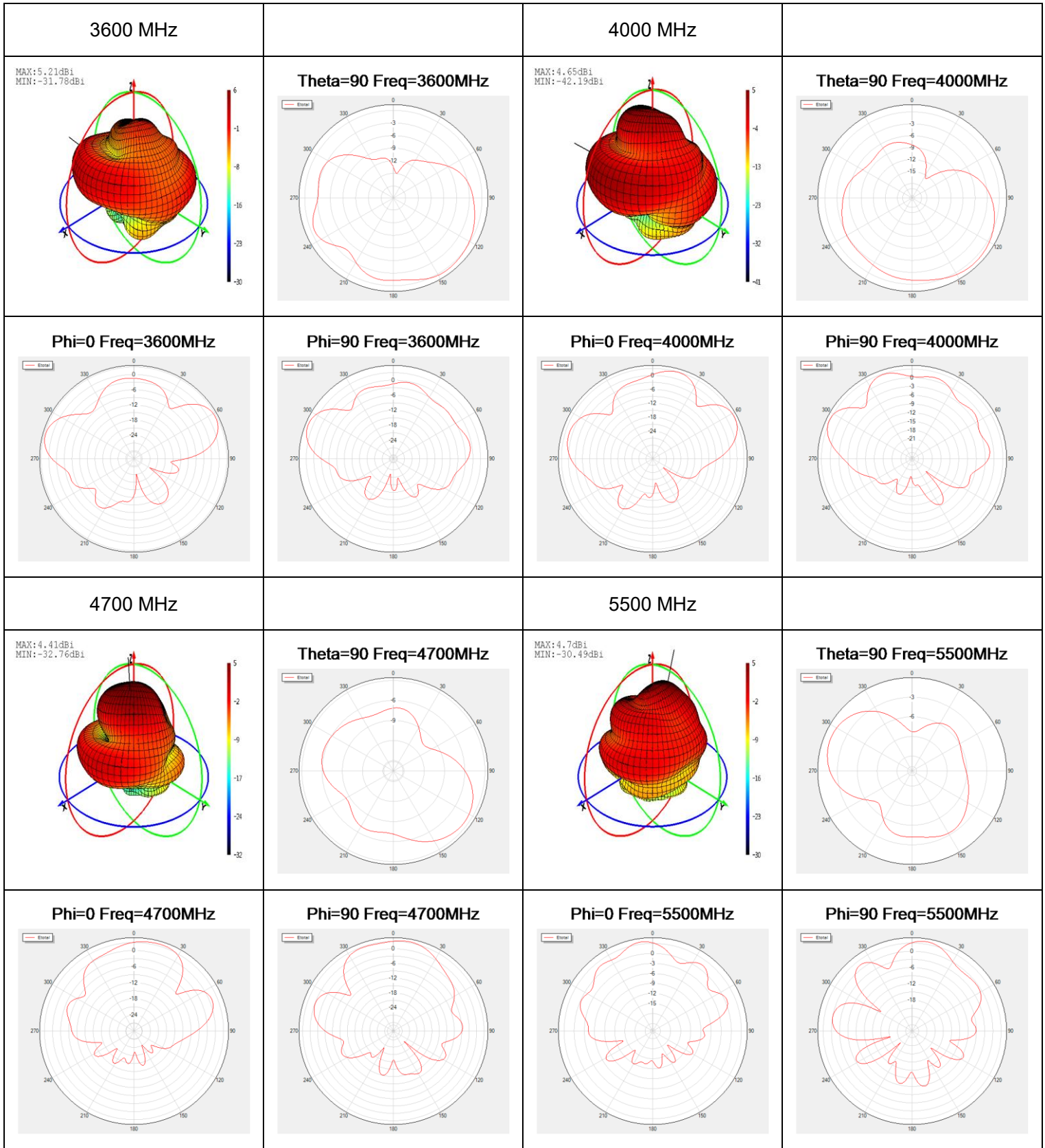


● **5G**

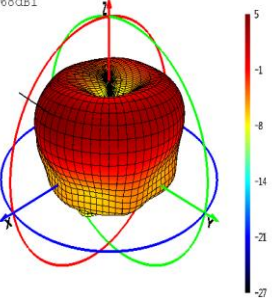
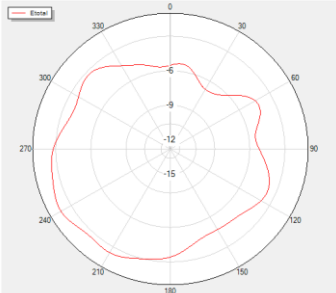
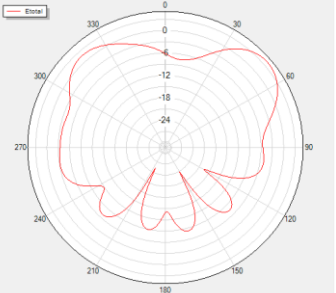
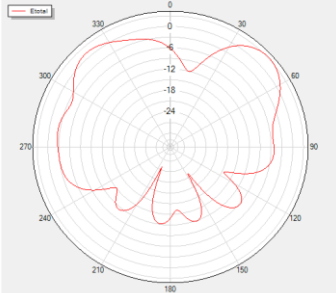






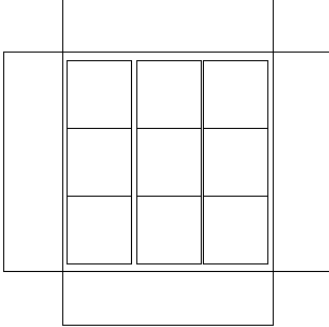


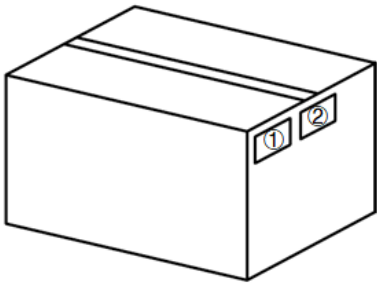
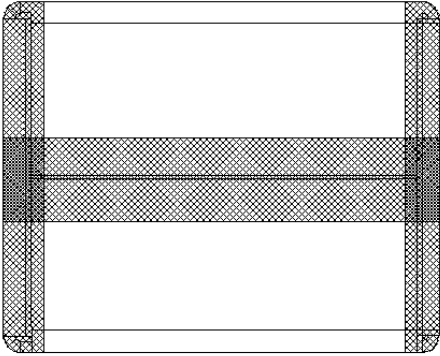


● **Wi-Fi**

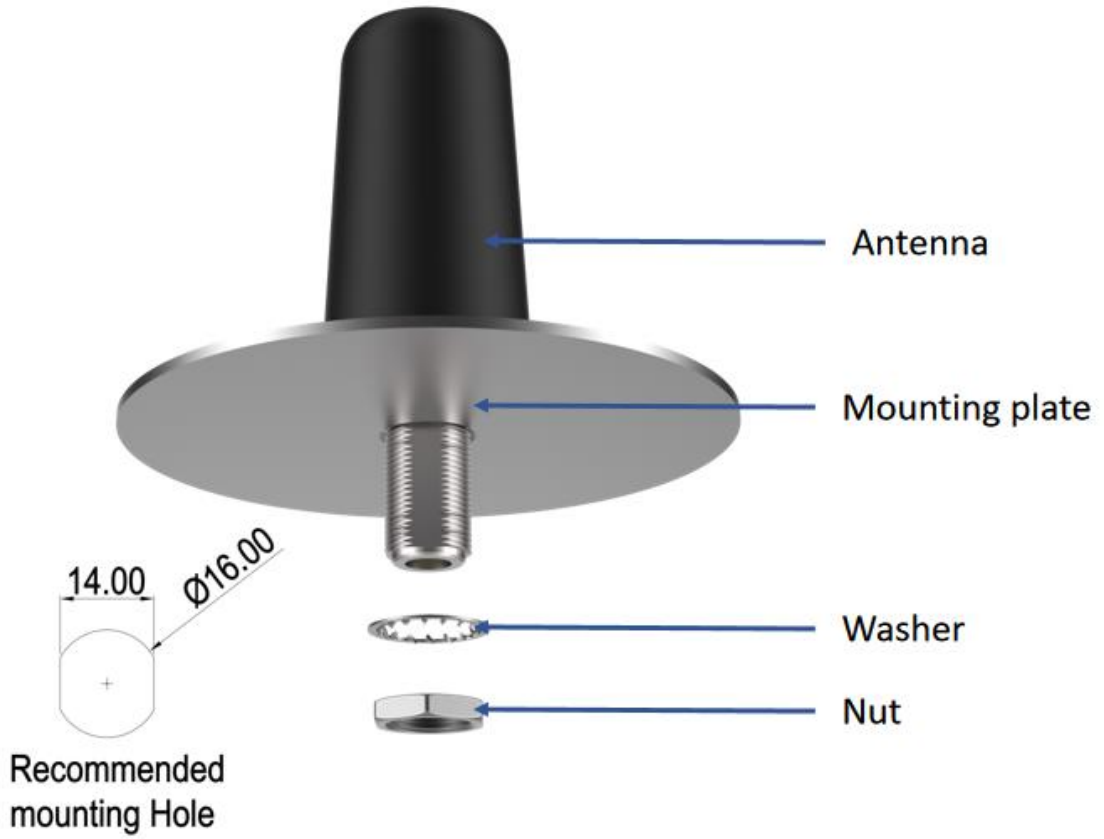
<p>2450 MHz</p>			
<p>MAX: 4.3dBi MIN: -28.68dBi</p> 	<p>Theta=90 Freq=2450MHz</p> 		
<p>Phi=0 Freq=2450MHz</p> 	<p>Phi=90 Freq=2450MHz</p> 		

4 Packaging

Step	Packaging Picture / 2D Picture	Description
1		<p>The bottom and top of the product are both inside the pearl cotton liner. The wiring harness is secured in the pearl cotton slot.</p>
2		<p>(1 Antenna / Inner Box)</p>
3		<p>(9 Inner Boxes / Carton Box) (9 Antennas / Carton Box)</p> <p><u>Carton Size:</u> <u>L × W × H = 300 × 250 × 200 mm</u></p>

4	 A 3D perspective drawing of a rectangular cardboard box. On the front face, there are two small rectangular labels. The left label is marked with a circled '1' and the right label is marked with a circled '2'.	<p>Position for Attaching Labels</p> <ul style="list-style-type: none">① Carton Label② Quality Label
5	 A 3D perspective drawing of a rectangular cardboard box. The box is shown with a shaded, cross-hatched pattern representing an H-shaped sealing structure. This structure consists of two vertical strips on the left and right sides, and two horizontal strips across the front and back faces, forming an 'H' shape.	<p>Sealing Cartons H-shaped sealing cartons</p>

5 Installation



Contact Us

At Quectel, our aim is to provide timely and comprehensive services to our customers. If you require any assistance, please contact our headquarters:

Quectel Wireless Solutions Co., Ltd.

Building 5, Shanghai Business Park Phase III (Area B), No.1016 Tianlin Road, Minhang District, Shanghai 200233, China

Tel: +86 21 5108 6236

Email: info@quectel.com

Or our local offices. For more information, please visit:

<http://www.quectel.com/support/sales.htm>.

For technical support, or to report documentation errors, please visit:

<http://www.quectel.com/support/technical.htm>.

Or email us at: support@quectel.com.

Legal Notices

We offer information as a service to you. The provided information is based on your requirements and we make every effort to ensure its quality. You agree that you are responsible for using independent analysis and evaluation in designing intended products, and we provide reference designs for illustrative purposes only. Before using any hardware, software or service guided by this document, please read this notice carefully. Even though we employ commercially reasonable efforts to provide the best possible experience, you hereby acknowledge and agree that this document and related services hereunder are provided to you on an “as available” basis. We may revise or restate this document from time to time at our sole discretion without any prior notice to you.

Use and Disclosure Restrictions

License Agreements

Documents and information provided by us shall be kept confidential, unless specific permission is granted. They shall not be accessed or used for any purpose except as expressly provided herein.

Copyright

Our and third-party products hereunder may contain copyrighted material. Such copyrighted material shall not be copied, reproduced, distributed, merged, published, translated, or modified without prior written consent. We and the third party have exclusive rights over copyrighted material. No license shall be granted or conveyed under any patents, copyrights, trademarks, or service mark rights. To avoid ambiguities, purchasing in any form cannot be deemed as granting a license other than the normal non-exclusive, royalty-free license to use the material. We reserve the right to take legal action for noncompliance with abovementioned requirements, unauthorized use, or other illegal or malicious use of the material.

Trademarks

Except as otherwise set forth herein, nothing in this document shall be construed as conferring any rights to use any trademark, trade name or name, abbreviation, or counterfeit product thereof owned by Quectel or any third party in advertising, publicity, or other aspects.

Third-Party Rights

This document may refer to hardware, software and/or documentation owned by one or more third parties (“third-party materials”). Use of such third-party materials shall be governed by all restrictions and obligations applicable thereto.

We make no warranty or representation, either express or implied, regarding the third-party materials, including but not limited to any implied or statutory, warranties of merchantability or fitness for a particular purpose, quiet enjoyment, system integration, information accuracy, and non-infringement of any third-party intellectual property rights with regard to the licensed technology or use thereof. Nothing herein constitutes a representation or warranty by us to either develop, enhance, modify, distribute, market, sell, offer for sale, or otherwise maintain production of any our products or any other hardware, software, device, tool, information, or product. We moreover disclaim any and all warranties arising from the course of dealing or usage of trade.

Privacy Policy

To implement module functionality, certain device data are uploaded to Quectel's or third-party's servers, including carriers, chipset suppliers or customer-designated servers. Quectel, strictly abiding by the relevant laws and regulations, shall retain, use, disclose or otherwise process relevant data for the purpose of performing the service only or as permitted by applicable laws. Before data interaction with third parties, please be informed of their privacy and data security policy.

Disclaimer

- a) We acknowledge no liability for any injury or damage arising from the reliance upon the information.
- b) We shall bear no liability resulting from any inaccuracies or omissions, or from the use of the information contained herein.
- c) While we have made every effort to ensure that the functions and features under development are free from errors, it is possible that they could contain errors, inaccuracies, and omissions. Unless otherwise provided by valid agreement, we make no warranties of any kind, either implied or express, and exclude all liability for any loss or damage suffered in connection with the use of features and functions under development, to the maximum extent permitted by law, regardless of whether such loss or damage may have been foreseeable.
- d) We are not responsible for the accessibility, safety, accuracy, availability, legality, or completeness of information, advertising, commercial offers, products, services, and materials on third-party websites and third-party resources.

Copyright © Quectel Wireless Solutions Co., Ltd. 2025. All rights reserved.

Revision History

Version	Date	Author	Note
-	2024-07-29	Mordecai Liu/ Lance Sun/ David Liu/ Rainey Liao	Creation of the document
1.0	2024-07-29	Mordecai Liu/ Lance Sun/ David Liu/ Rainey Liao	First official release
1.1	2025-04-09	Lance Sun/ Rainey Liao	1. Updated the antenna image (Cover page and Chapter 3.2.4). 2. Added installation (Chapter 5).
1.2	2025-07-28	Lance Sun	Added a note on impact protection (IK) rating (Chapter 1.2).

QUECTEL

www.quectel.com