

Antenna Datasheet

Product OC: YEMD302L1A

Version: 1.3

Date: 2025-10-14

Status: Released

Product Name: 4G & Wi-Fi & GNSS 3in1 Multiple Mount Combo External Antenna

Key Features:

Frequency Band: 4G: 698–960 MHz, 1710–2690 MHz & Wi-Fi: 2400–2500 MHz, 5150–5850 MHz, 5925–7125 MHz & GNSS: 1559–1606 MHz

Dimensions: 109.28 mm × 89 mm × 25.8 mm

Efficiency: Up to 75.6 %

GNSS LNA Gain: 18 ±3 dB

RoHS & REACH & POPS Compliant

IP67

Overview

YEMD302L1A is a 4G & Wi-Fi & GNSS 3in1 measuring 109.28 mm × 89 mm × 25.8 mm. This ultra-wide-band 4G & Wi-Fi & GNSS antenna provides broad coverage from 698–960 MHz, 1710–2690 MHz, 2400–2500 MHz, 5150–5850 MHz, 5925–7125 MHz, 1559–1606 MHz whilst offering backward-compatibility to support 3G and 2G networks as well as LTE Cat-M and narrowband IoT (NB-IoT). The antenna is available magnet & adhesive & screw mount omni-directional antenna, ideal for applications where the antenna is required to be discrete, is easy to install with maximum durability assured and suitable for use in harsh outdoor environments thanks to its IP67 rated, UV-resistant and UL 94 V-0 Flame Rating enclosure. It is compatible with Quectel's RM520x Series modules.

YEMD302L1A has 1 × 4G antenna, 1 × Wi-Fi antenna and 1 × GNSS L1 antenna. It allows high efficiency, stable signal transmission and reception for active GNSS from 1559–1606 MHz, and 4G bands from 698–960 MHz, 1710–2690 MHz, WIFI bands from 2400–2500 MHz, 5150–5850 MHz, 5925–7125 MHz. In the meantime, this product also offers high isolation between antennas to avoid self-interference. All in all, this unique product is designed to provide stable and high-speed data connection to 4G & Wi-Fi & GNSS applications. YEMD302L1A can be used in harsh environments thanks to its robust UV resistant (UL 746c f1) and flame resistant (UL 94 V-0) enclosure.

Typical applications include:

- Public safety
- HD Video Streaming
- Utilities and Smart Cities
- Fleet Management
- Automotive vehicle tracking

Quectel provides comprehensive antenna design support such as simulation, testing and manufacturing for custom antenna solutions to meet your specific application needs. We have regional R & D centers to offer quick response to meet your requirements. Please contact our sales & FAEs if you have any requests.

Contents

Overview.....	1
Contents	2
1 Specification.....	3
1.1. Electrical.....	3
1.1.1. LTE.....	4
1.1.2. Wi-Fi.....	5
1.1.3. GNSS.....	6
1.2. Mechanical & Environmental	7
1.3. Block Diagram (Active Antenna).....	8
1.4. Supported GNSS Frequency Bands.....	9
2 Drawing	11
3 Detailed Performance	12
3.1. S-Parameter Test	12
3.1.1. VSWR	12
3.1.2. Return Loss.....	15
3.1.3. Isolation.....	18
3.1.4. GNSS LNA Gain	21
3.1.5. GNSS Noise Figure	22
3.2. Radiation Performance Test.....	23
3.2.1. Efficiency.....	23
3.2.2. Average Gain	26
3.2.3. Peak Gain	28
3.2.4. 3D & 2D Radiation Pattern	31
3.2.5. 3D & 2D Radiation Pattern	37
4 Installation	42
5 Packaging	44
Contact Us.....	46
Legal Notices	47
Revision History	49

1 Specification

Test Condition: Free Space & On 300 mm × 300 mm metal plane

1.1. Electrical

Electrical Specifications			
Frequency Range	LTE	698–960 MHz, 1710–2690 MHz	
	Wi-Fi	2400–2500 MHz, 5150–5850 MHz, 5925–7125 MHz	
	GNSS	1559–1606 MHz	
Radiation Pattern	LTE	Omni-directional	
	Wi-Fi	Omni-directional	
	GNSS	Directional	
Polarization	LTE	Linear	
	Wi-Fi	Linear	
	GNSS	RHCP	
Impedance		50 Ω	
Isolation	LTE – Wi-Fi	FS	≤ -12.0 dB
		MP	≤ -12.4 dB
	LTE – GNSS	FS	≤ -42.5 dB
		MP	≤ -42.9 dB
	Wi-Fi – GNSS	FS	≤ -46.8 dB
		MP	≤ -52.4 dB

1.1.1. LTE

Electrical – Detail													
SPEC	Band	Band	B71	B12 /B13 /B28	B5 /B8 /B26	n74 /n75 /n76	B1 /B2 /B3	B40	Wi-Fi 2G	B38 /B41	B42 /B48 /n77	n79	Wi-Fi 5G
	Freq. (MHz)	600– 700	700– 810	820– 960	1420– 1520	1700– 2170	2300– 2400	2400– 2500	2500– 2690	3300– 4200	4400– 5000	5150– 5850	
Max. VSWR	FS	-	2.6	3.0	-	1.7	1.9	2.9	3.6	-	-	-	
	MP	-	1.7	3.7	-	2.5	1.8	2.2	2.4	-	-	-	
Max. Return Loss (dB)	FS	-	-7.1	-6.0	-	-11.5	-10.5	-6.3	-5.0	-	-	-	
	MP	-	-12.0	-4.9	-	-7.4	-10.7	-8.6	-7.8	-	-	-	
AVG Eff. (%)	FS	-	51.0	40.8	-	62.9	51.6	42.8	32.6	-	-	-	
	MP	-	51.4	32.0	-	57.7	53.9	48.1	42.0	-	-	-	
AVG AVG Gain (dB)	FS	-	-2.9	-3.9	-	-2.0	-2.9	-3.7	-4.9	-	-	-	
	MP	-	-2.9	-4.9	-	-2.4	-2.7	-3.2	-3.8	-	-	-	
Max. Peak Gain (dBi)	FS	-	3.9	1.6	-	5.1	4.0	3.7	1.5	-	-	-	
	MP	-	4.9	4.4	-	5.9	4.7	4.9	4.9	-	-	-	
VSWR	FS							≤ 3.6					
	MP							≤ 3.7					
Return Loss	FS							≤ -5.0 dB					
	MP							≤ -4.9 dB					
Gain	FS							≤ 5.1 dBi					
	MP							≤ 5.9 dBi					

- FS: In Free Space
- MP: On 300 mm × 300 mm Metal Plane

1.1.2. Wi-Fi

Electrical – Detail					
Specification	Band	Band	Wi-Fi 2G	Wi-Fi 5G	Wi-Fi 6G
		Freq. (MHz)	2400–2500	5150–5850	5925–7125
Max. VSWR	FS		1.3	1.3	1.4
	MP		1.8	1.4	1.5
Max. Return Loss (dB)	FS		-17.6	-17.3	-14.8
	MP		-11.1	-15.7	-13.5
AVG Eff. (%)	FS		59.5	53.0	39.8
	MP		58.1	51.1	38.2
AVG. AVG Gain (dB)	FS		-2.3	-2.8	-4.0
	MP		-2.4	-2.9	-4.2
Max. Peak Gain (dBi)	FS		2.6	5.8	4.0
	MP		6.5	4.9	3.0
VSWR	FS		≤ 1.4		
	MP		≤ 1.8		
Return Loss	FS		≤ -14.8 dB		
	MP		≤ -11.1 dB		
Peak Gain	FS		≤ 5.8 dBi		
	MP		≤ 6.5 dBi		

- FS: In Free Space
- MP: On 300 mm × 300 mm Metal Plane

1.1.3. GNSS

Band Frequency (MHz)	GPS L5 GALILEO E5a BDS B2a- B2I QZSS L5 IRNSS L5	GALILEO E5b BDS B2b	GPS L2 QZSS L2C	GLONASS G2	BDS B3	BDS B1I	GPS L1 GALILEO E1 BDS B1C QZSS L1	GLONASS G1
	1176	1207	1227	1248	1268	1561	1575	1602
VSWR	-	-	-	-	-	4.73	1.63	1.54
Return Loss (dB)	-	-	-	-	-	-3.7	-12.3	-13.2
Efficiency (%)	-	-	-	-	-	42	79	76
Peak Gain (dBi)	-	-	-	-	-	-0.91	1.95	2.18

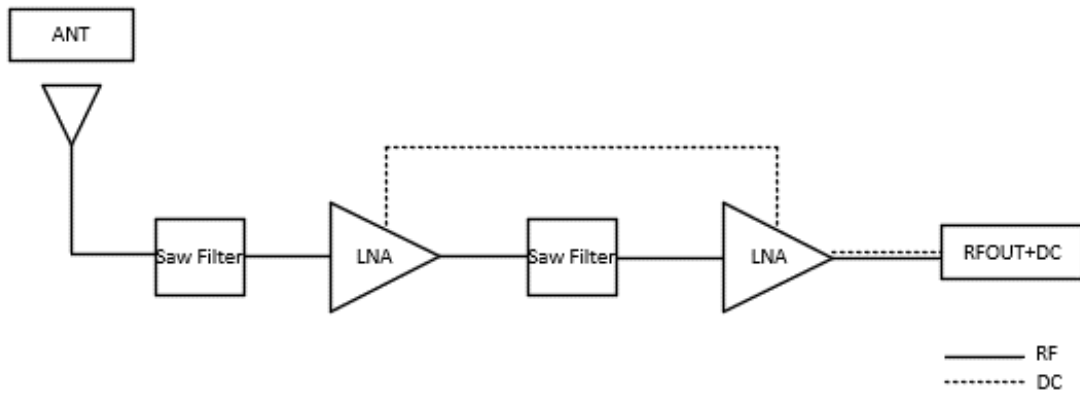
LNA Electrical

LNA Gain	18 ±3 dB @ 3V 17 ±3 dB @ 1.8V
Noise Figure	≤ 2.5 dB
Output VSWR	< 2.0
Input VSWR	< 2.0
Filter Out-of-Band Attenuation	60 dB f0 ±100 MHz f0 (1580 MHz)
Working Voltage	1.8–3.3 V
Working Current	8.3 ±2 mA
Impedance	50 Ω

1.2. Mechanical & Environmental

Mechanical		
Antenna Dimensions		109.28 mm × 89 mm × 25.8 mm
Antenna Material & Color		PC & Black
Cable Type & Color & Length	LTE	ALS302 & Black & 1025 ±25 mm
	Wi-Fi	ALS302 & Black & 1025 ±25 mm
	GNSS	RG174 & Black & 1025 ±25 mm
Connector Type	LTE	SMA Male (The current state of the SMA connector is not waterproof. If a waterproof connector is required, it can be customized.)
	Wi-Fi	SMA Male (The current state of the SMA connector is not waterproof. If a waterproof connector is required, it can be customized.)
	GNSS	SMA Male (The current state of the SMA connector is not waterproof. If a waterproof connector is required, it can be customized.)
Weight		Typ. 154 g
Mounting Type		Magnet & Adhesive & Screw
Environmental		
Operation Temperature		-40 °C to +85 °C
Storage Temperature		-40 °C to +85 °C
Ingress Protection (IP) Rating		IP67
RoHS & REACH & POPS Compliant		Yes
Housing Flame Rating		UL 94 V-0
Housing UV Resistant		UL 746c f1

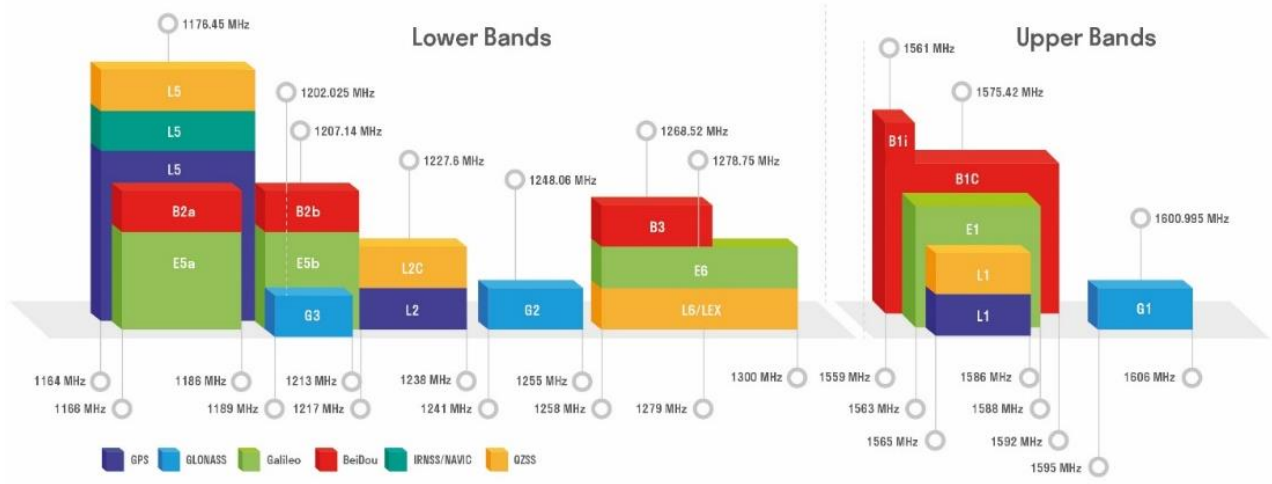
1.3. Block Diagram (Active Antenna)



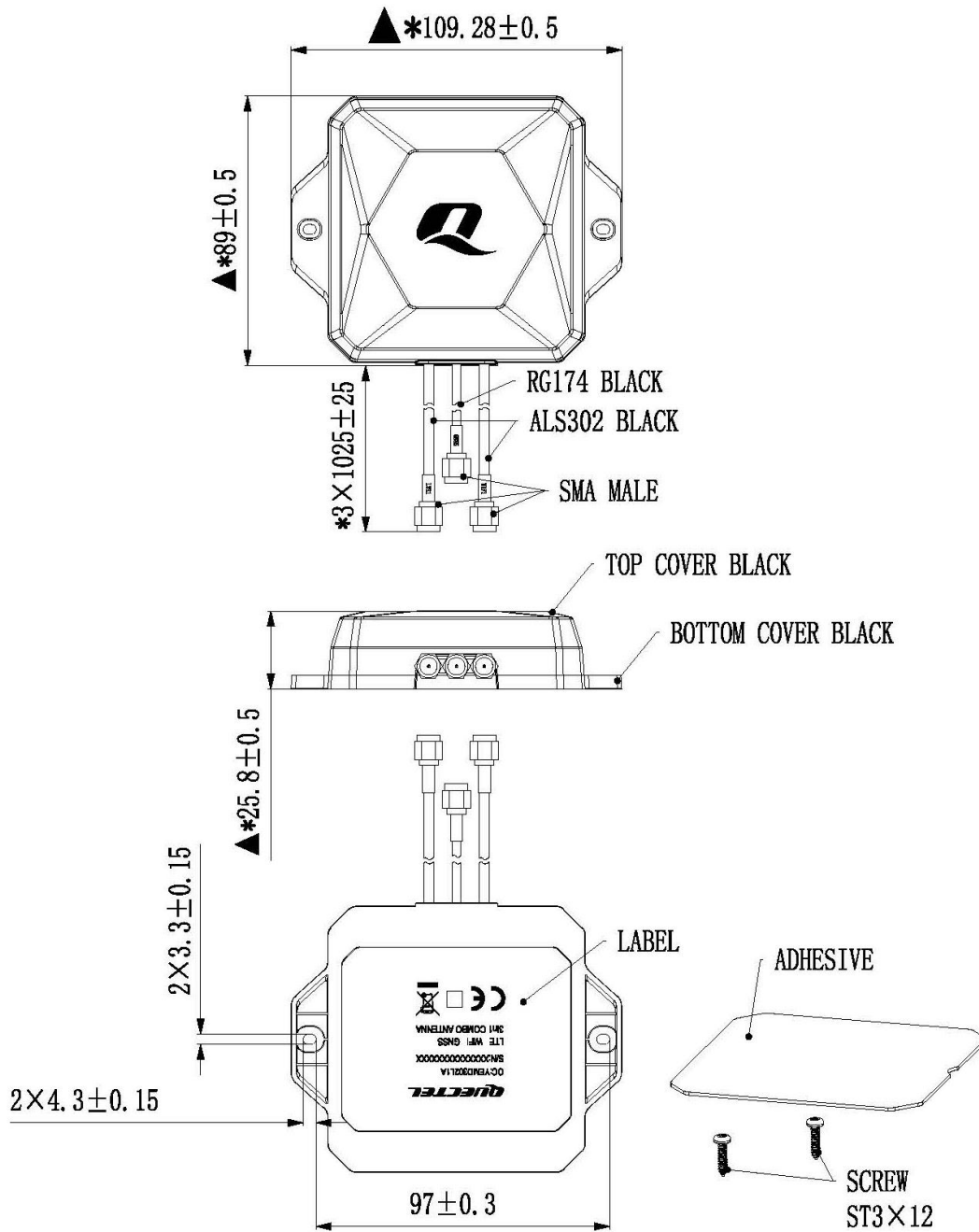
1.4. Supported GNSS Frequency Bands

GNSS Frequency Bands (MHz)					
GPS	L1 Centre 1575.42 (1565–1586)	L2 Centre 1227.6 (1217–1238)	L5 Centre 1176.45 (1164–1189)		
	√	-	-		
GLONASS	G1-L10C-L10F Centre 1601 (1595–1606)	G2-L20C-L20F Centre 1248.06 (1241–1255)	G3-L30C Centre 1202.025 (1189–1213)		
	√	-	-		
GALILEO	E1 Centre 1575.42 (1563–1588)	E5a Centre 1176.45 (1166–1187)	E5b Centre 1207.14 (1197–1218)	E6 Centre 1278.75 (1258–1300)	
	√	-	-	-	
BDS	B1I Centre 1561.098 (1559–1564)	B1C (BDS-3) Centre 1575.42 (1559–1592)	B2a-B2I Centre 1176.45 (1166–1187)	B2b Centre 1207.14 (1197–1217)	B3 Centre 1268.52 (1258–1279)
	√	√	-	-	-
QZSS	L1 Centre 1575.42 (1573–1578)	L2C Centre 1227.6 (1226–1229)	L5 Centre 1176.45 (1166–1187)	L6 Centre 1278.75 (1257–1300)	
	√	-	-	-	
IRNSS	L5 Centre 1176.45 (1164–1189)				
	-				

GNSS Bands and Constellations



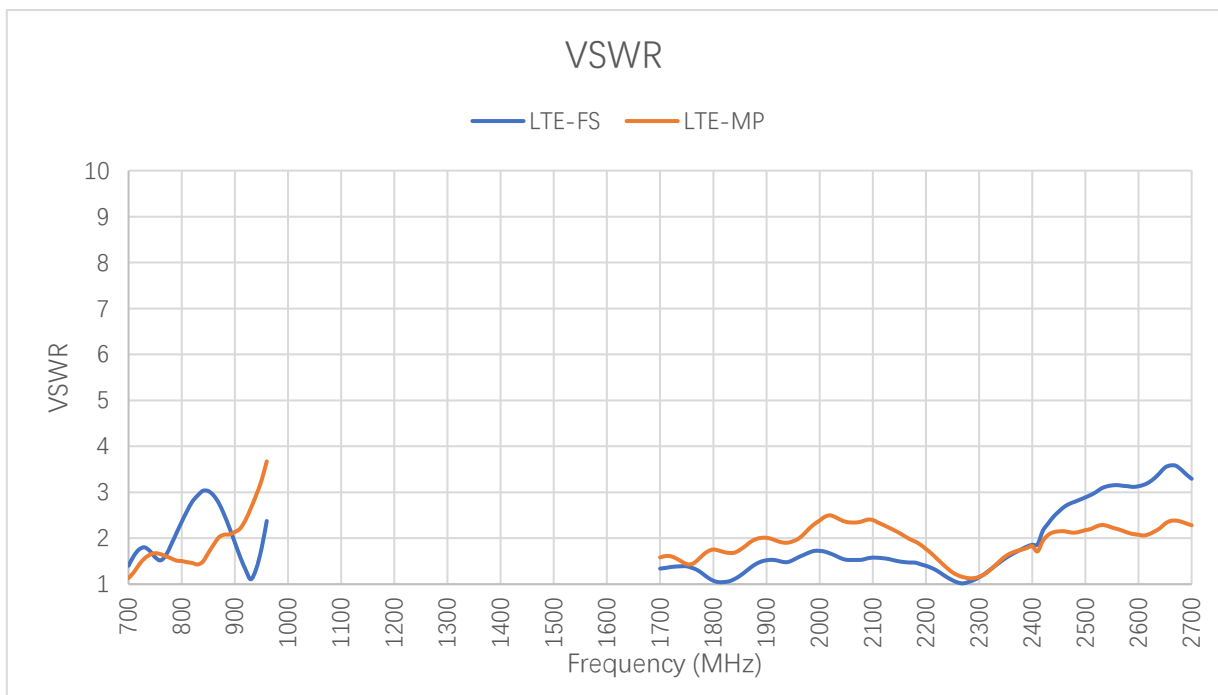
2 Drawing



3 Detailed Performance

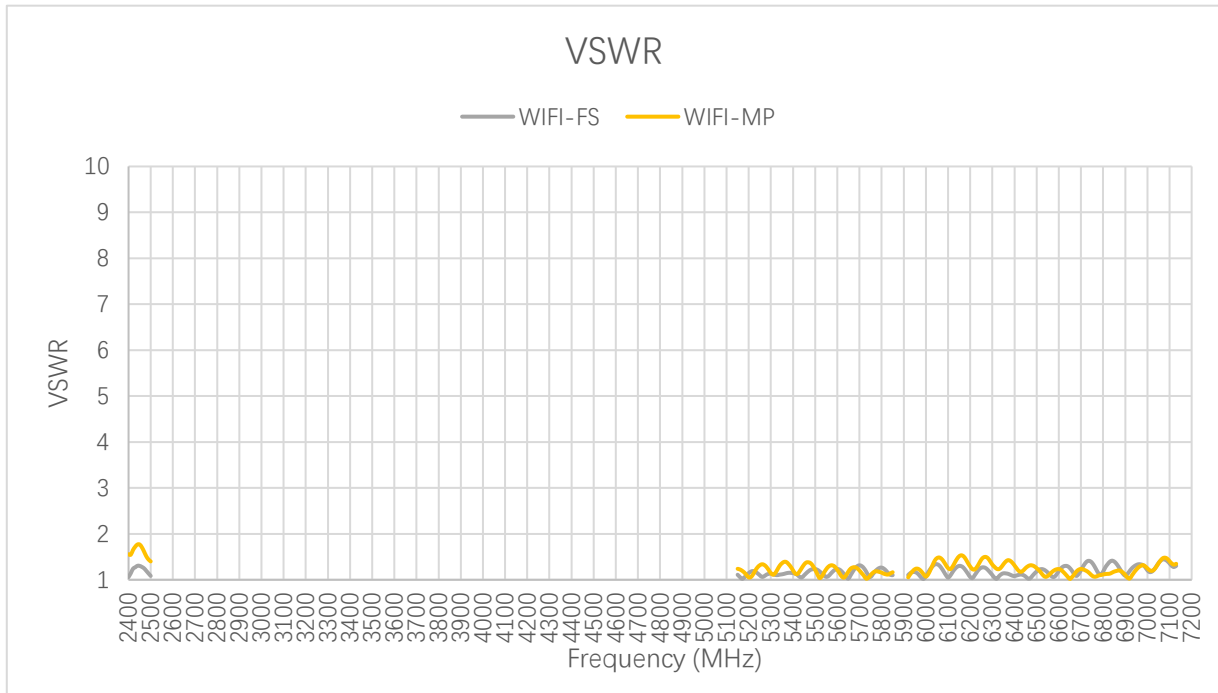
3.1. S-Parameter Test

3.1.1. VSWR



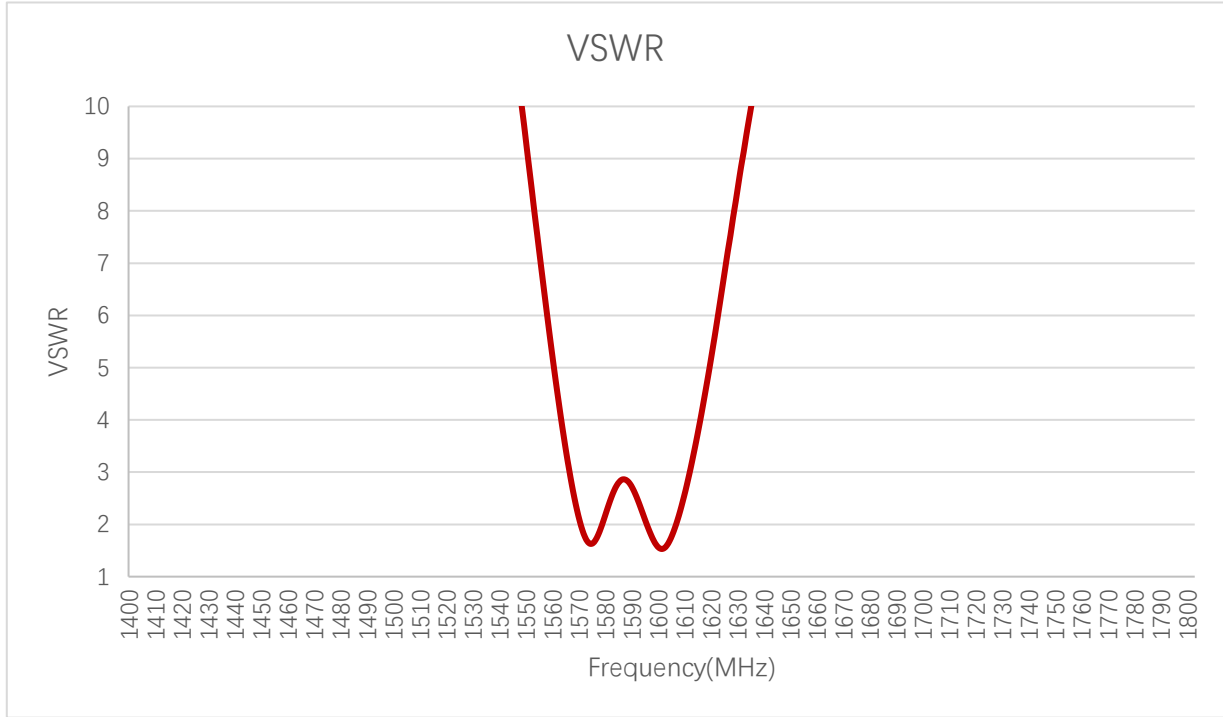
VSWR – LTE

Frequency (MHz)		600	630	710	830	900	960	1440	1710	1740	1880
LTE	FS	-	-	1.6	2.9	1.9	2.4	-	1.4	1.4	1.4
	MP	-	-	1.3	1.4	2.1	3.7	-	1.6	1.5	2.0
Frequency (MHz)		1950	2140	2350	2450	2600	2690	4700	5000	5500	6000
LTE	FS	1.5	1.5	1.6	2.6	3.1	3.4	-	-	-	-
	MP	1.9	2.2	1.6	2.1	2.1	2.3	-	-	-	-



VSWR – Wi-Fi

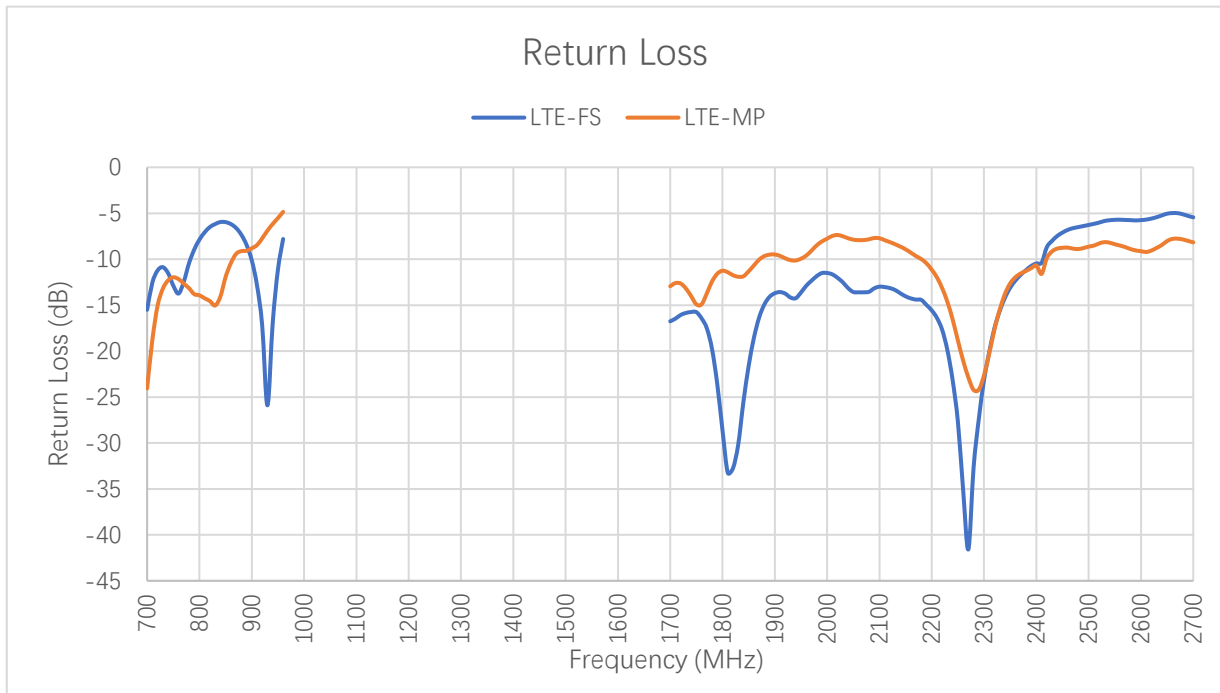
Frequency (MHz)		2400	2450	2500	5150	5500	5850	5925	6325	6725	7125
Wi-Fi	FS	1.1	1.3	1.1	1.1	1.2	1.1	1.1	1.0	1.4	1.3
	MP	1.6	1.8	1.4	1.2	1.2	1.2	1.1	1.2	1.2	1.3



VSWR – GNSS

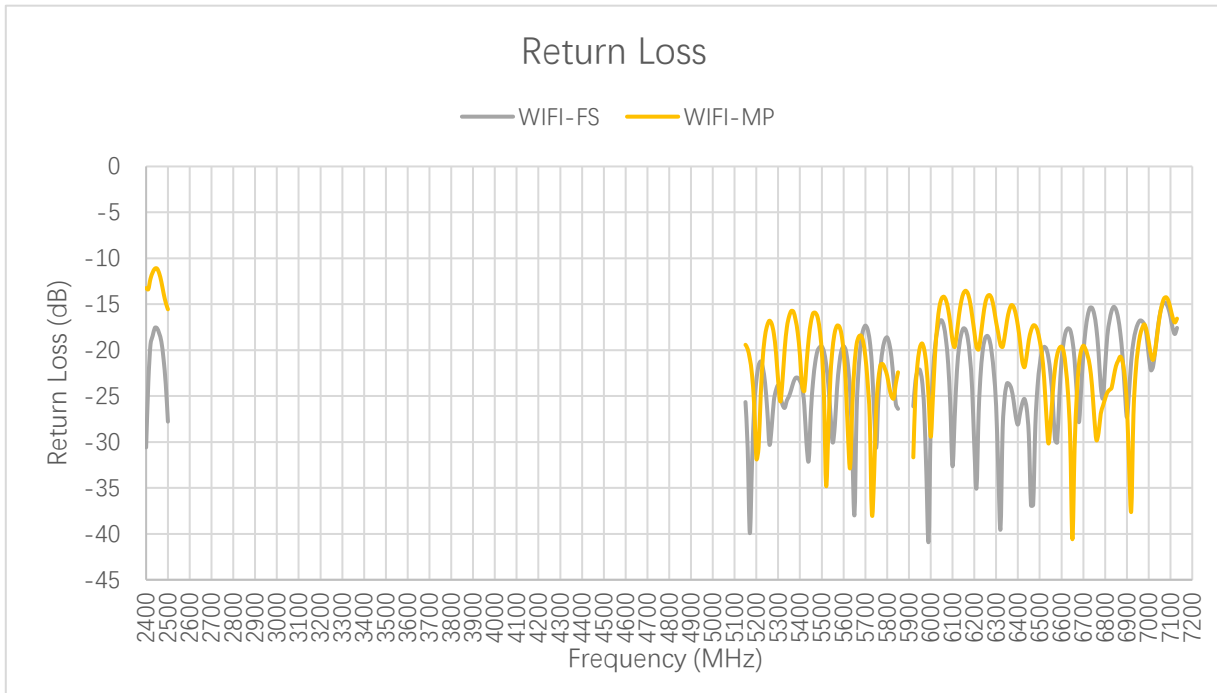
Frequency (MHz)	1176	1207	1227	1248	1268	1561	1575	1602
VSWR	-	-	-	-	-	4.73	1.63	1.54

3.1.2. Return Loss



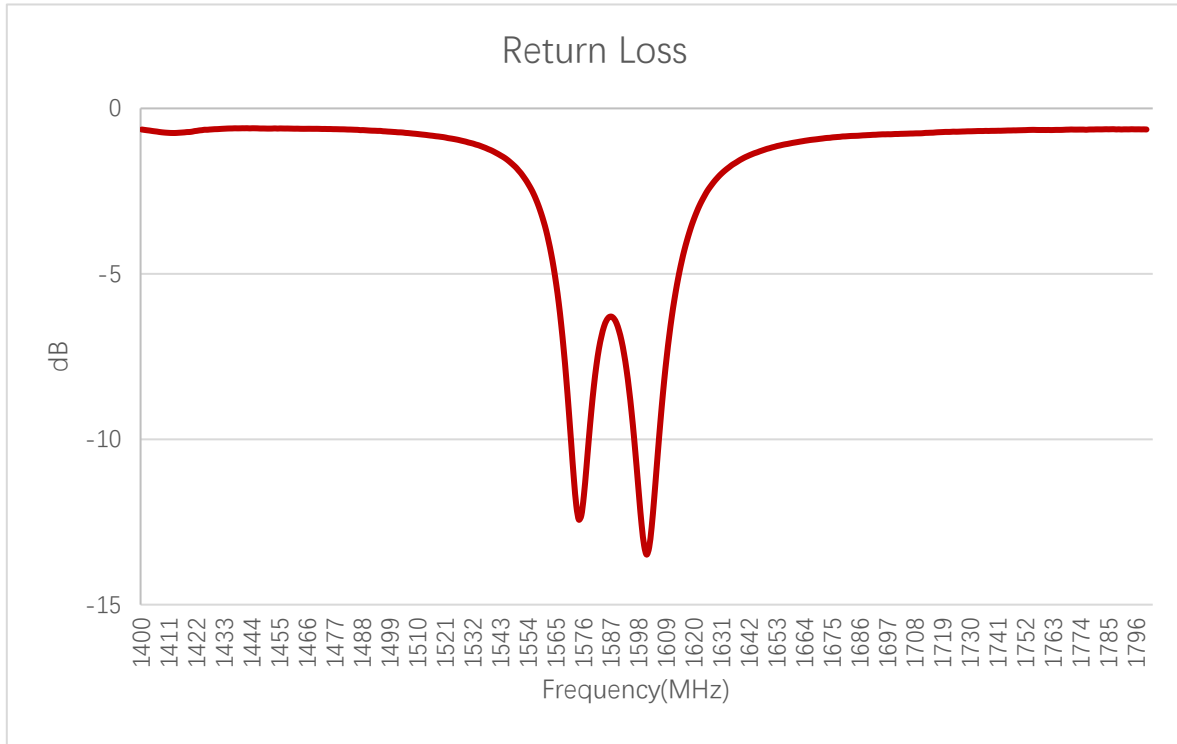
Return Loss (dB) – LTE

Frequency (MHz)		600	630	710	830	900	960	1440	1710	1740	1880
LTE	FS	-	-	-12.5	-6.2	-10.1	-7.8	-	-16.5	-15.7	-14.9
	MP	-	-	-18.8	-15.0	-8.8	-4.9	-	-12.6	-14.0	-9.7
Frequency (MHz)		1950	2140	2350	2450	2600	2690	4700	5000	5500	6000
LTE	FS	-13.6	-13.7	-13.1	-7.1	-5.7	-5.3	-	-	-	-
	MP	-9.9	-8.6	-12.6	-8.8	-9.1	-8.0	-	-	-	-



Return Loss (dB) – Wi-Fi

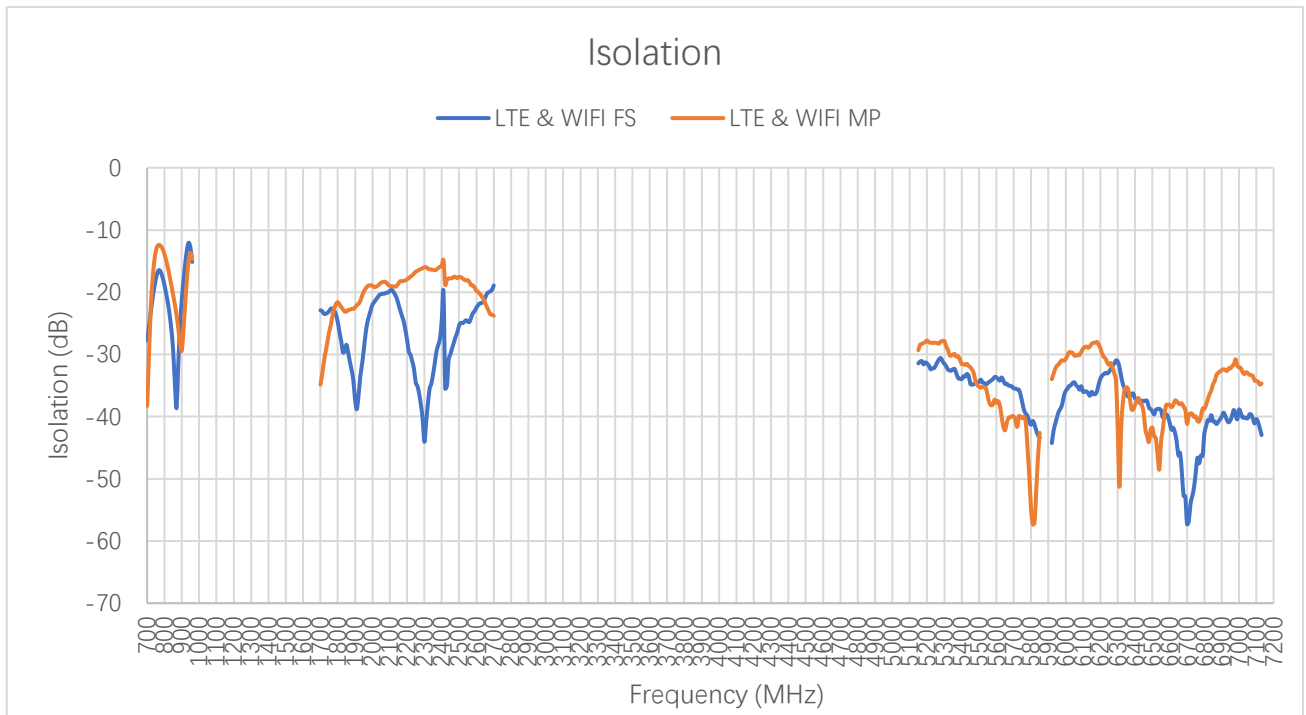
Frequency (MHz)		2400	2450	2500	5150	5500	5850	5925	6325	6725	7125
Wi-Fi	FS	-30.6	-17.6	-27.8	-25.7	-19.6	-26.4	-26.1	-39.5	-16.3	-18.3
	MP	-13.2	-11.1	-15.6	-19.4	-20.1	-22.4	-31.7	-19.5	-20.6	-17.0



Return Loss (dB) – GNSS

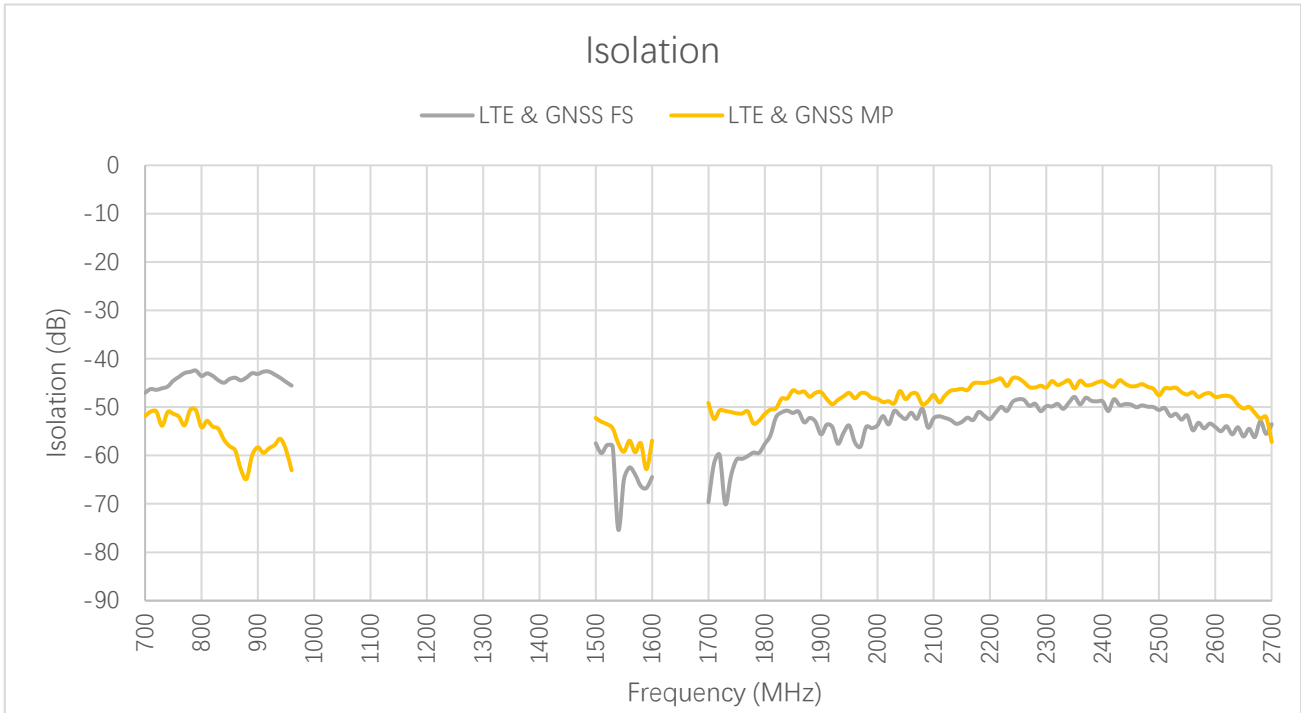
Frequency (MHz)	1176	1207	1227	1248	1268	1561	1575	1602
Return Loss (dB)	-	-	-	-	-	-3.7	-12.3	-13.2

3.1.3. Isolation



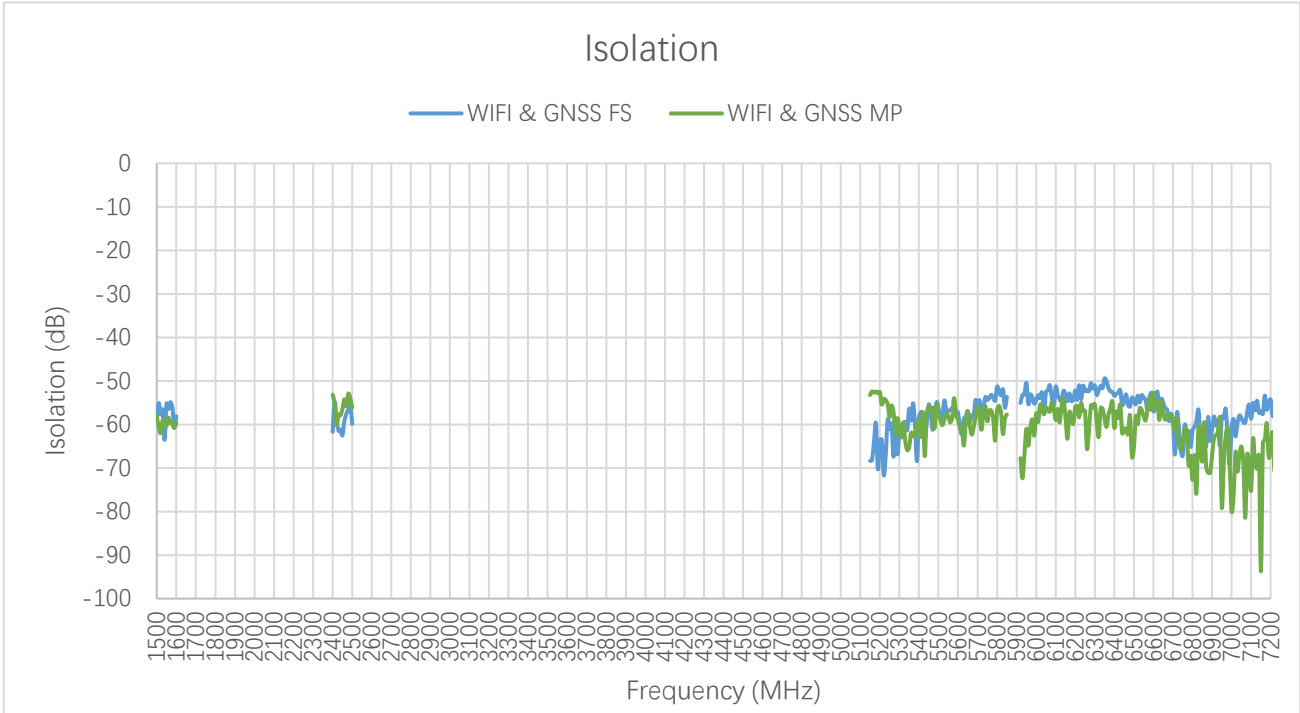
Max Isolation (dB)

Band	B71	B12/ B13/ B28	B5/ B8/ B26	n74/ n75/ n76	B1/ B2/ B3	B40	Wi-Fi 2G	B38/ B41	Wi-Fi 5G	Wi-Fi 7G	
Freq. (MHz)	600– 700	700– 810	820– 960	1420– 1520	1700– 2170	2300– 2400	2400– 2500	2500– 2690	5150– 5850	5925– 7125	
LTE & Wi-Fi	FS	-	-16.4	-12.0	-	-19.6	-24.5	-20.0	-19.6	-30.6	-31.0
	MP	-	-12.4	-23.7	-	-18.2	-15.8	-14.9	-17.5	-27.7	-28.0



Max Isolation (dB)

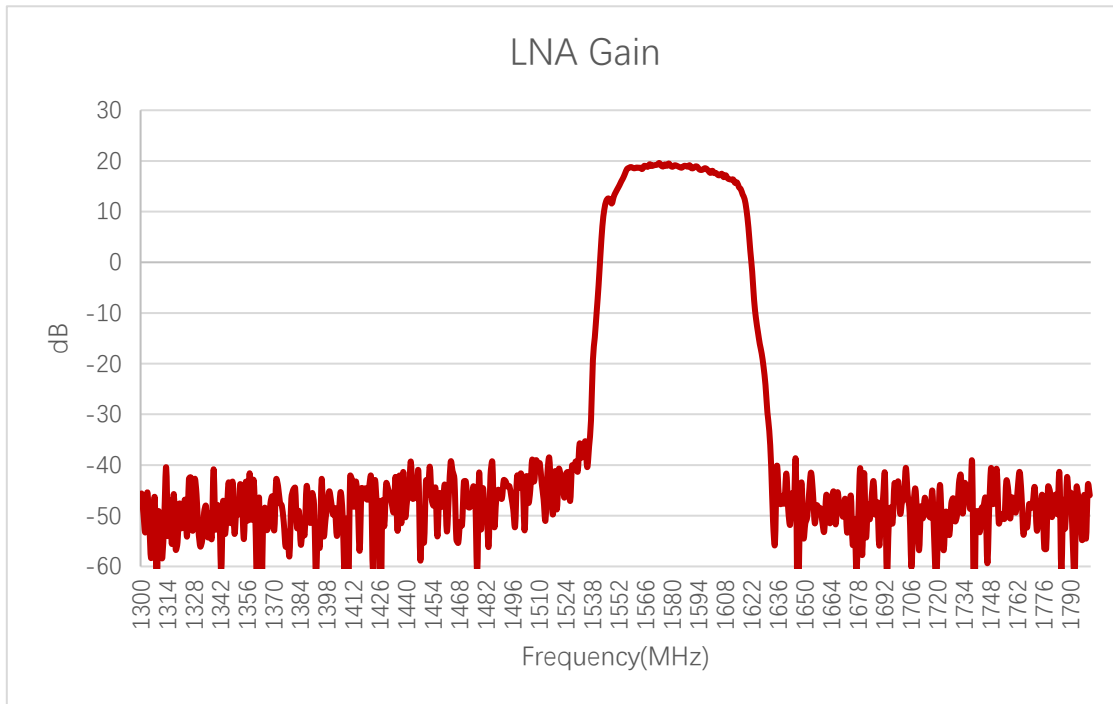
Band	B71	B12/ B13/ B28	B5/ B8/ B26	n74/ n75/ n76	B1/ B2/ B3	B40	Wi-Fi 2G	B38/ B41	B42/ B48/ n77	BDS B1I	GPS L1	
Freq. (MHz)	600– 700	700– 810	820– 960	1420– 1520	1700– 2170	2300– 2400	2400– 2500	2500– 2690	3300– 4200	1559– 1564	1565– 1586	
LTE & GNSS	FS	-	-42.4	-42.7	-	-50.4	-47.9	-48.4	-50.2	-	-57.5	-62.5
	MP	-	-50.6	-54.0	-	-45.1	-44.5	-44.4	-46.0	-	-52.2	-56.9



Max Isolation (dB)

Band	Wi-Fi 2G	Wi-Fi 5G	Wi-Fi 7G	BDS B1I	GPS L1	
Freq. (MHz)	2400–2500	5150–5850	5925–7125	1559–1564	1565–1586	
Wi-Fi & GNSS	FS	-54.8	-51.3	-49.5	-54.9	-54.9
	MP	-52.9	-52.4	-52.7	-58.5	-58.4

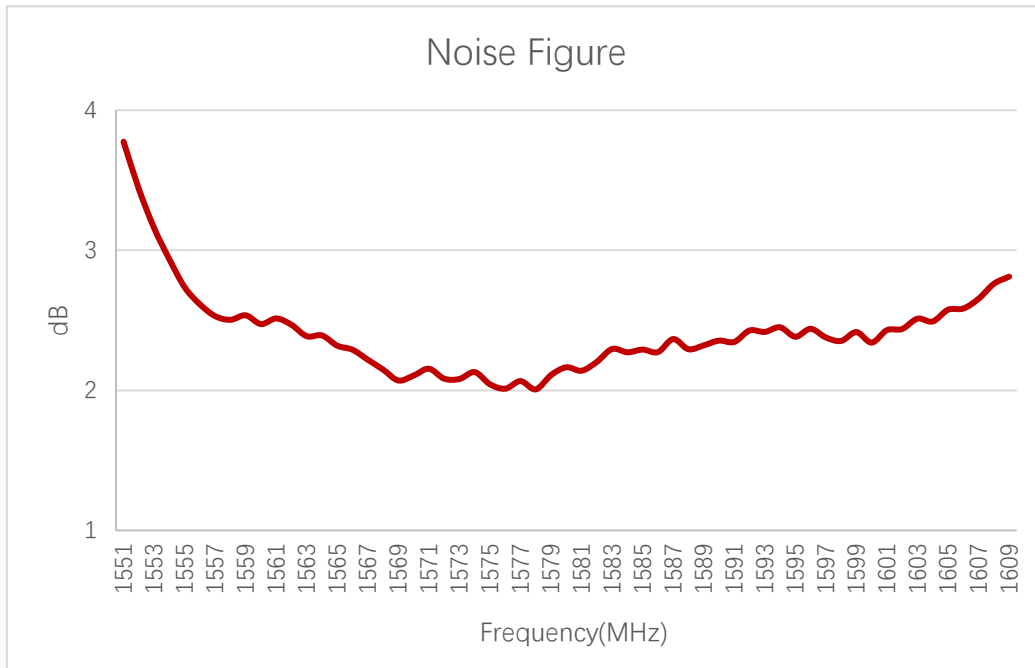
3.1.4. GNSS LNA Gain



LNA Gain (dB)

Frequency (MHz)	1176	1207	1227	1248	1268	1561	1575	1602
LNA Gain (dB)	-	-	-	-	-	18.7	18.8	17.5

3.1.5. GNSS Noise Figure

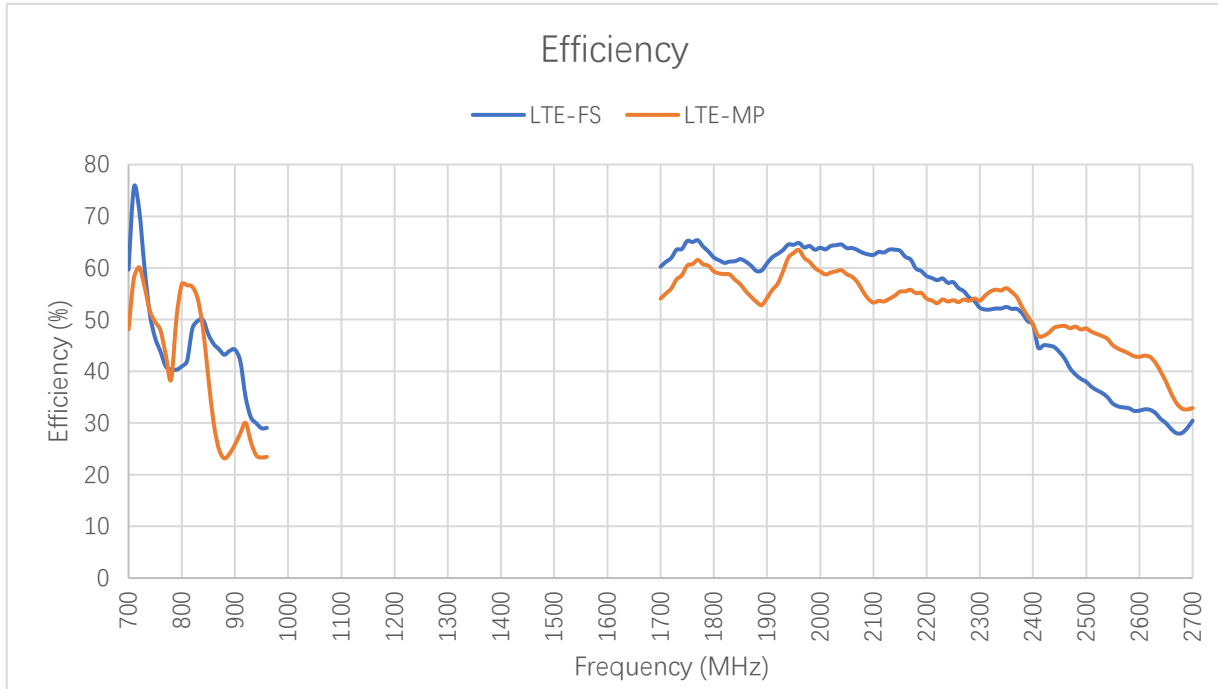


Noise Figure (dB)

Frequency (MHz)	1176	1207	1227	1248	1268	1561	1575	1602
Noise Figure (dB)	-	-	-	-	-	2.5	2.04	2.43

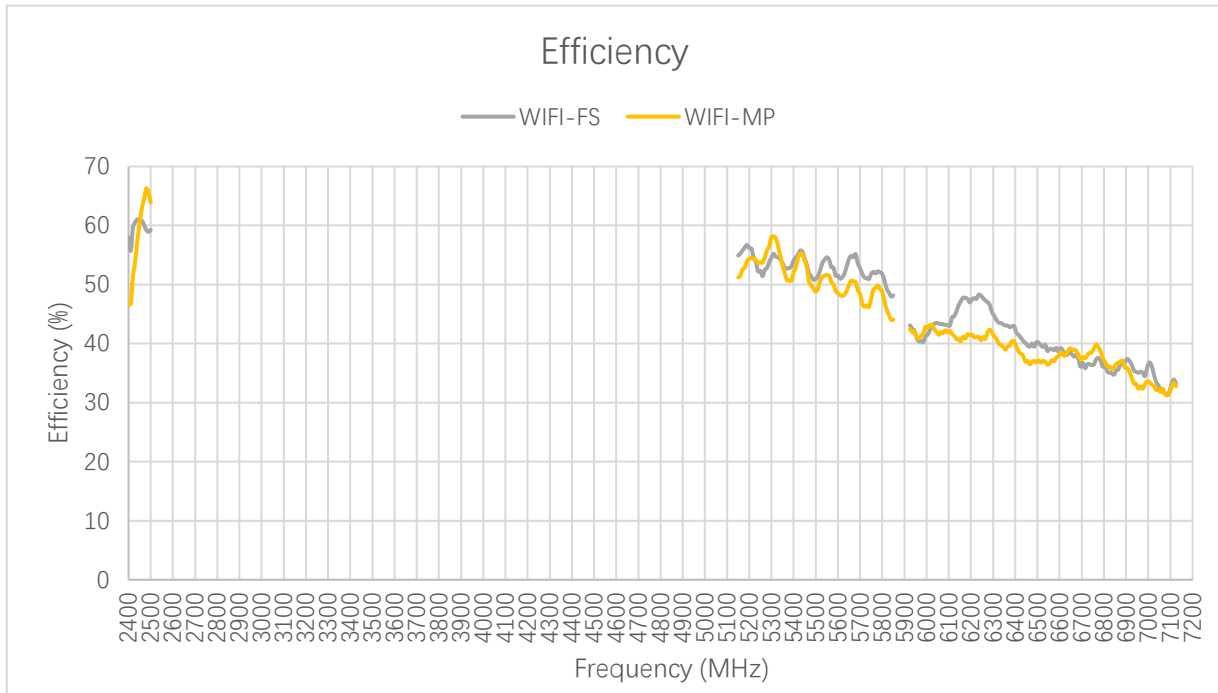
3.2. Radiation Performance Test

3.2.1. Efficiency



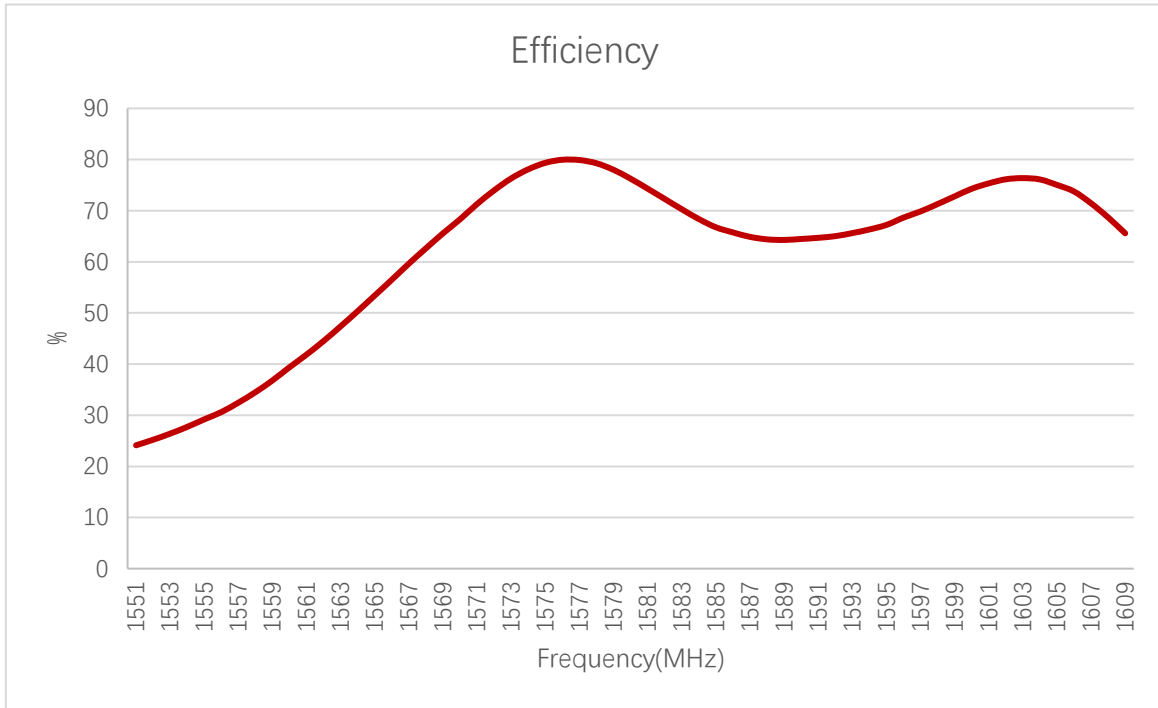
Efficiency (%) – LTE

Frequency (MHz)		600	630	710	830	900	960	1440	1710	1740	1880
LTE	FS	-	-	75.6	49.7	44.2	29.1	-	61.2	63.7	59.4
	MP	-	-	58.0	54.0	25.8	23.5	-	55.1	58.6	53.4
Frequency (MHz)		1950	2140	2350	2450	2600	2690	4700	5000	5500	6000
LTE	FS	64.5	63.5	52.5	43.7	32.4	29.0	-	-	-	-
	MP	62.9	54.6	56.1	48.7	42.8	32.6	-	-	-	-



Efficiency (%) – Wi-Fi

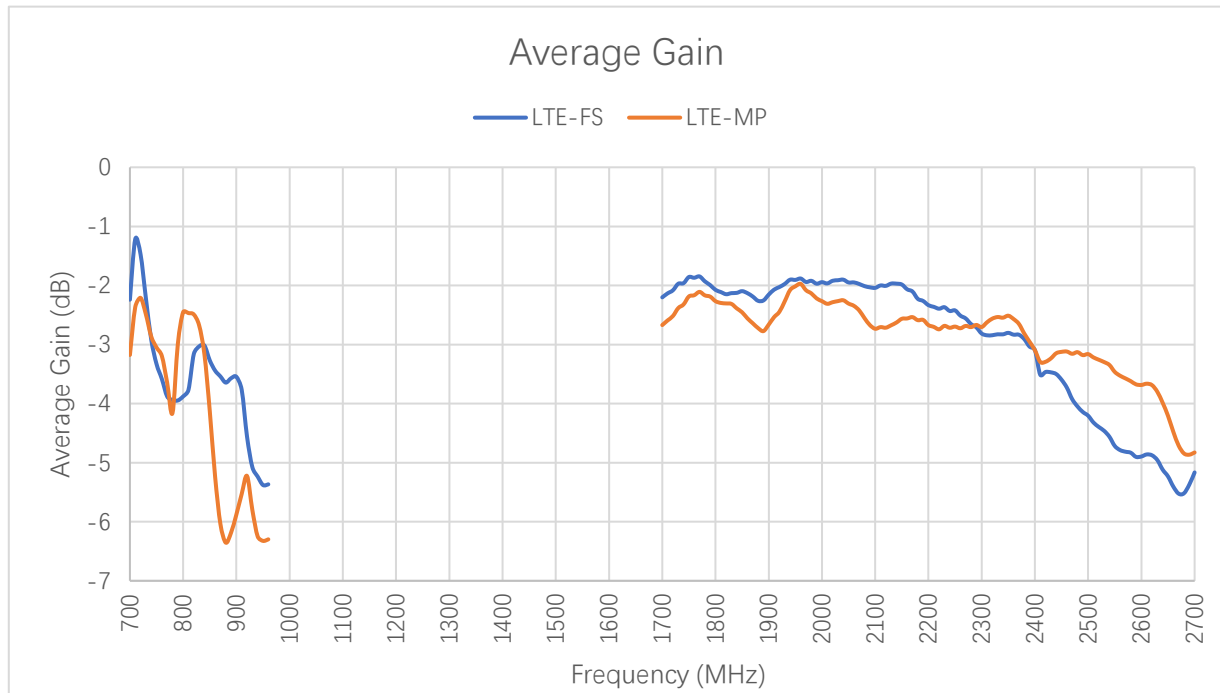
Frequency (MHz)		2400	2450	2500	5150	5500	5850	5925	6325	6725	7125
Wi-Fi	FS	58.0	60.9	59.2	54.9	51.0	48.2	43.1	43.6	36.5	33.2
	MP	46.6	60.4	63.9	51.2	48.8	44.1	42.4	40.0	38.1	32.8



Efficiency (%) – GNSS

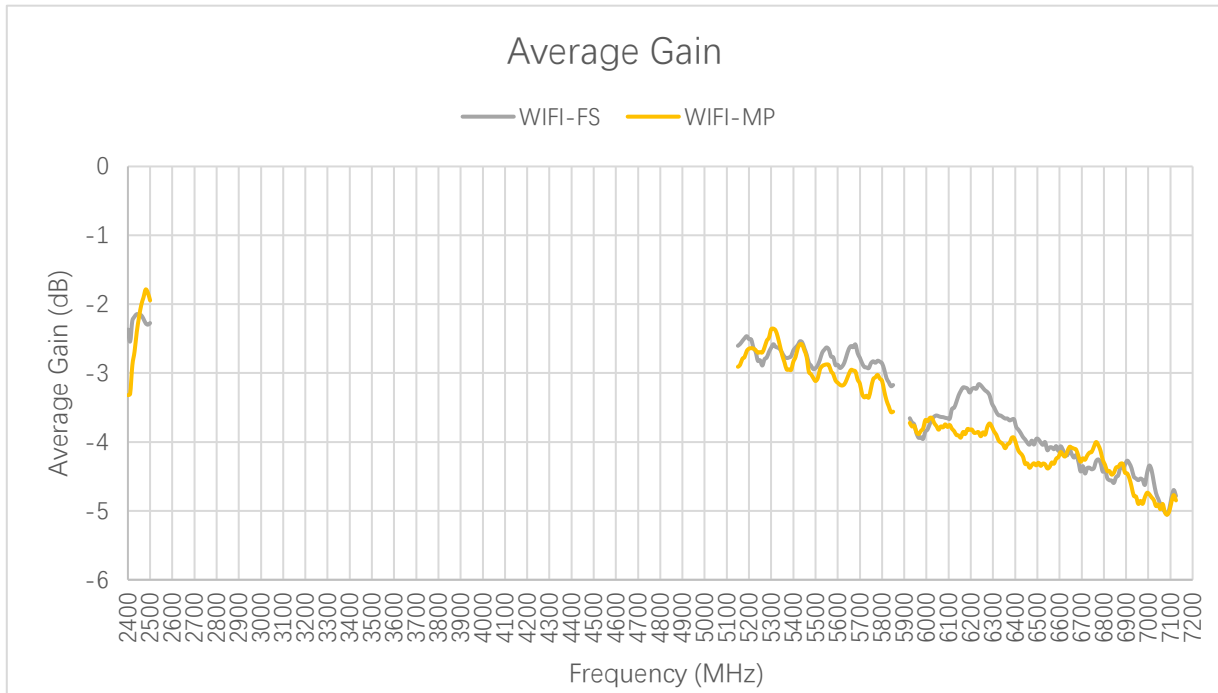
Frequency (MHz)	1176	1207	1227	1248	1268	1561	1575	1602
Efficiency (%)	-	-	-	-	-	42	79	76

3.2.2. Average Gain



Average Gain (dB) – LTE

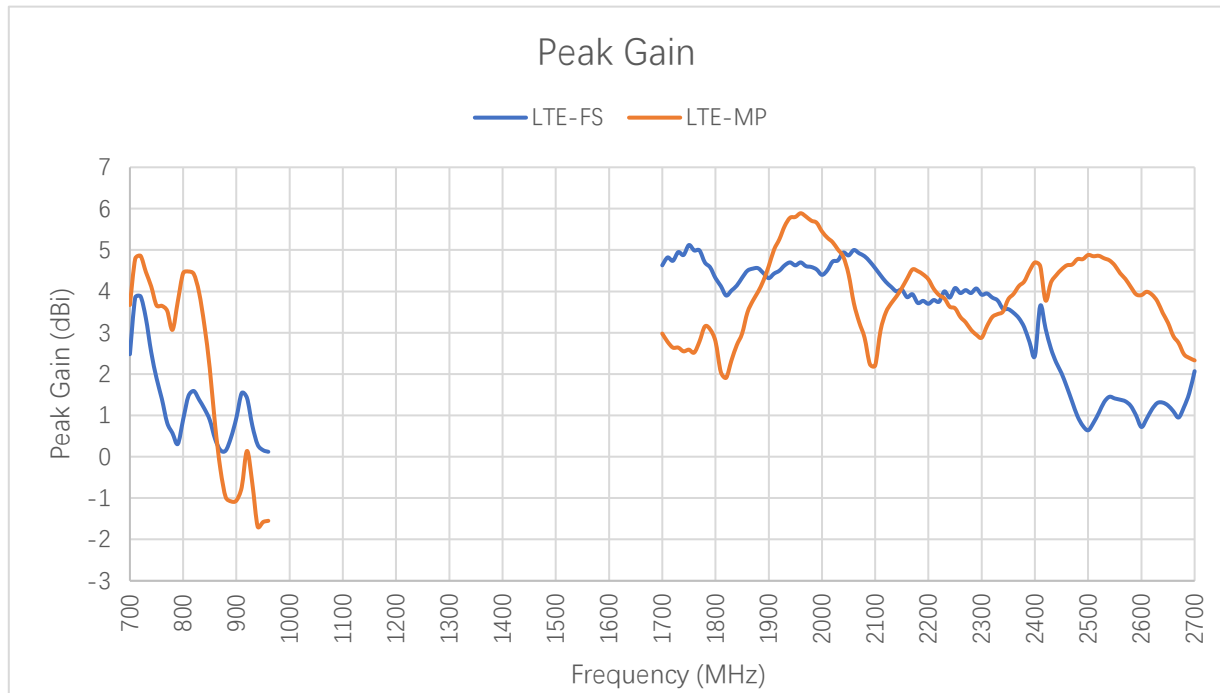
Frequency (MHz)		600	630	710	830	900	960	1440	1710	1740	1880
LTE	FS	-	-	-1.2	-3.0	-3.5	-5.4	-	-2.1	-2.0	-2.3
	MP	-	-	-2.4	-2.7	-5.9	-6.3	-	-2.6	-2.3	-2.7
Frequency (MHz)		1950	2140	2350	2450	2600	2690	4700	5000	5500	6000
LTE	FS	-1.9	-2.0	-2.8	-3.6	-4.9	-5.4	-	-	-	-
	MP	-2.0	-2.6	-2.5	-3.1	-3.7	-4.9	-	-	-	-



Average Gain (dB) – Wi-Fi

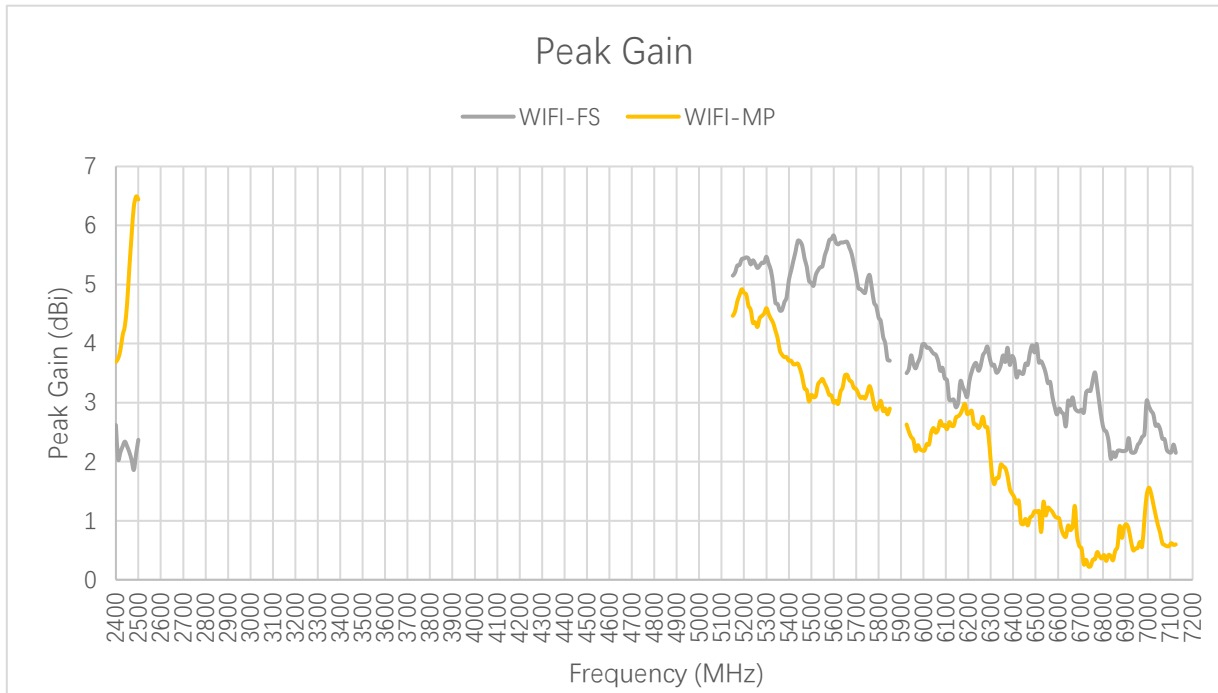
Frequency (MHz)		2400	2450	2500	5150	5500	5850	5925	6325	6725	7125
Wi-Fi	FS	-2.4	-2.2	-2.3	-2.6	-2.9	-3.2	-3.7	-3.6	-4.4	-4.8
	MP	-3.3	-2.2	-1.9	-2.9	-3.1	-3.6	-3.7	-4.0	-4.2	-4.8

3.2.3. Peak Gain



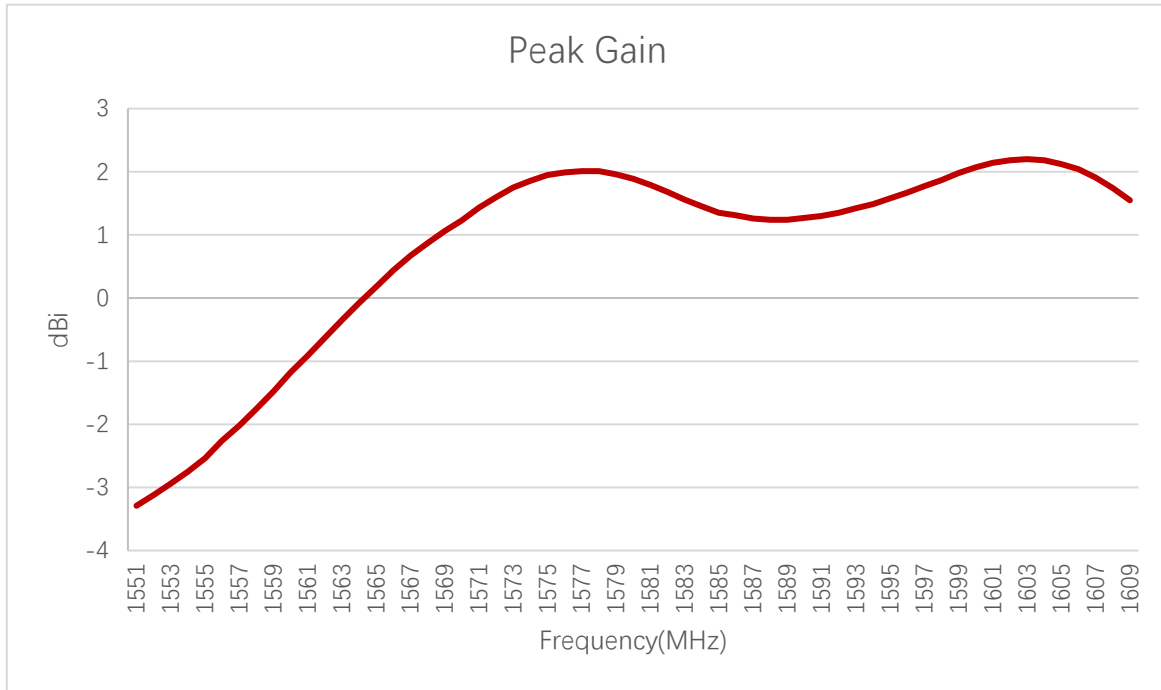
Peak Gain (dBi) – LTE

Frequency (MHz)		600	630	710	830	900	960	1440	1710	1740	1880
LTE	FS	-	-	3.9	1.4	0.9	0.1	-	4.8	4.9	4.6
	MP	-	-	4.8	4.0	-1.1	-1.6	-	2.8	2.6	4.0
Frequency (MHz)		1950	2140	2350	2450	2600	2690	4700	5000	5500	6000
LTE	FS	4.6	4.0	3.6	2.0	0.7	1.5	-	-	-	-
	MP	5.8	3.9	3.8	4.5	3.9	2.4	-	-	-	-



Peak Gain (dBi) – Wi-Fi

Frequency (MHz)		2400	2450	2500	5150	5500	5850	5925	6325	6725	7125
Wi-Fi	FS	2.6	2.3	2.4	5.2	5.0	3.7	3.5	3.5	3.2	2.2
	MP	3.7	4.7	6.4	4.5	3.1	2.9	2.6	1.7	0.3	0.6

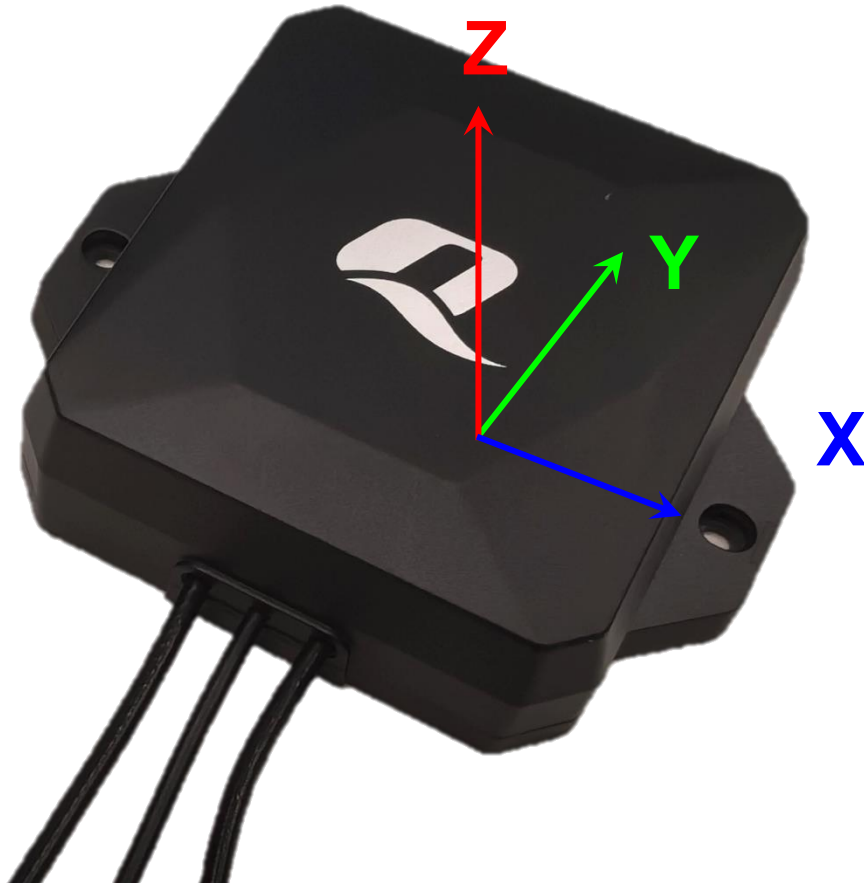


Peak Gain (dBi) – GNSS

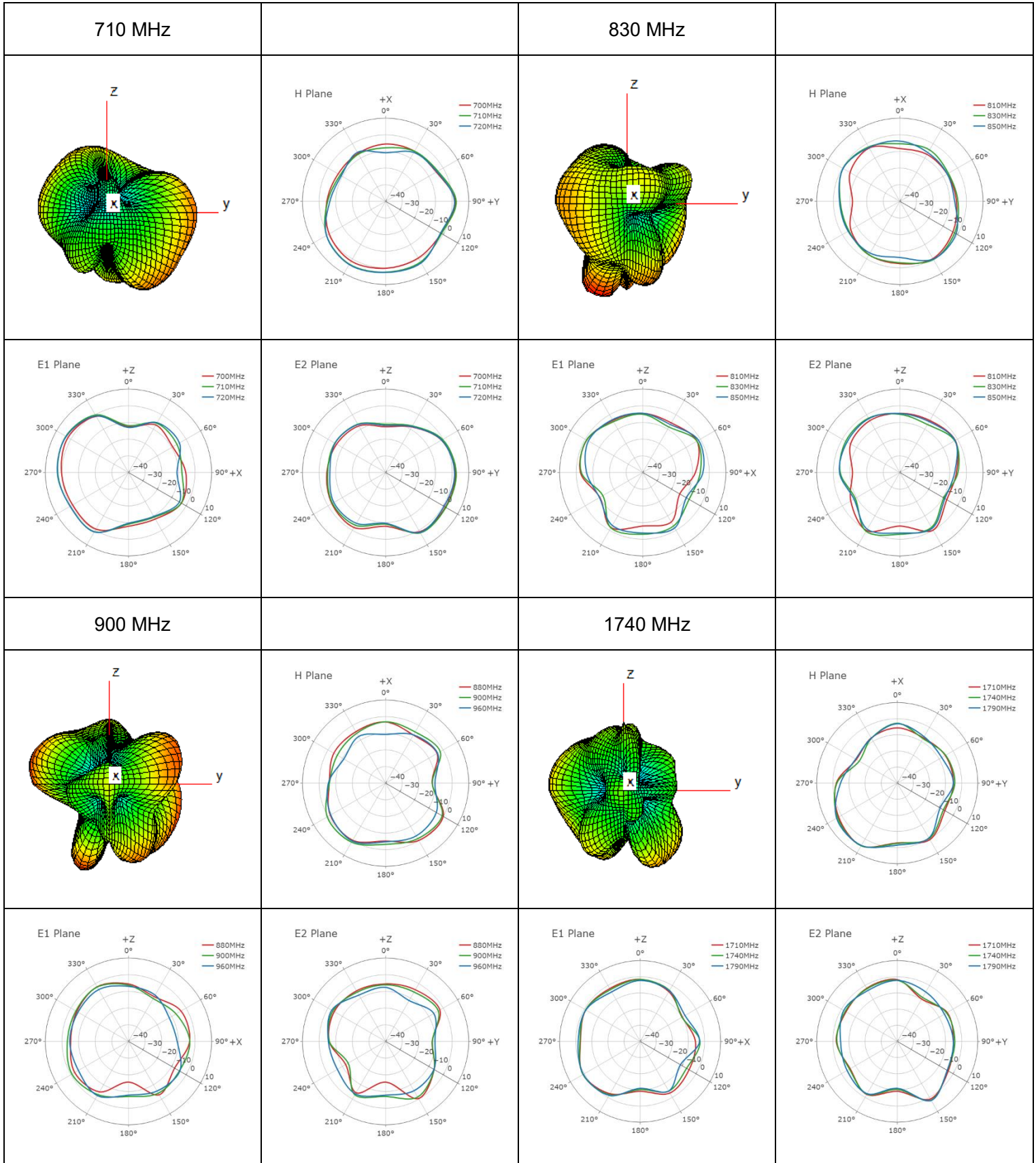
Frequency (MHz)	1176	1207	1227	1248	1268	1561	1575	1602
Peak Gain (dBi)	-	-	-	-	-	-0.91	1.95	2.18

3.2.4. 3D & 2D Radiation Pattern

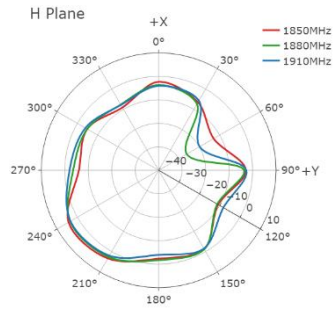
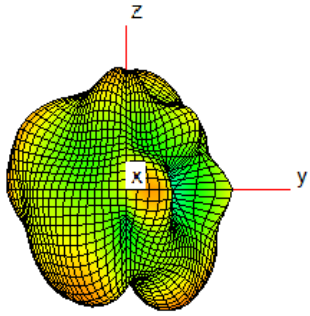
- Test Condition: Free space
- Test Chamber: FS-G-1 (LTE); SH-SY-16 (GNSS)



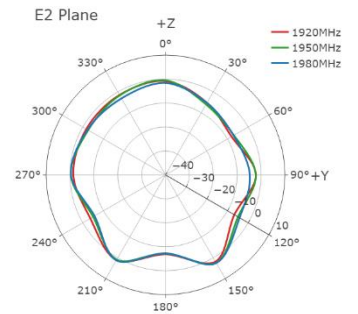
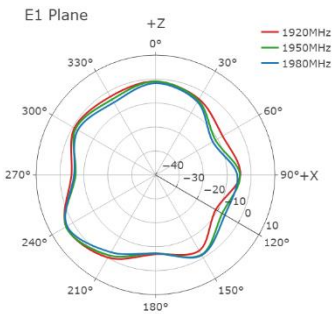
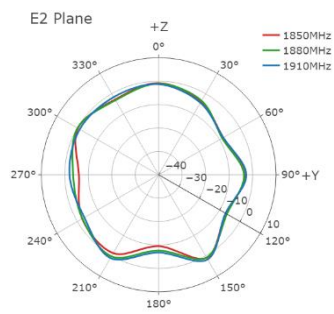
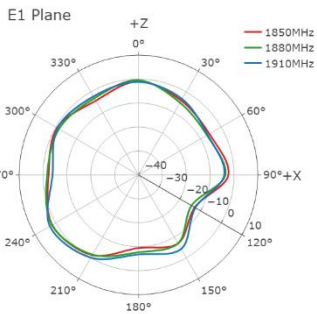
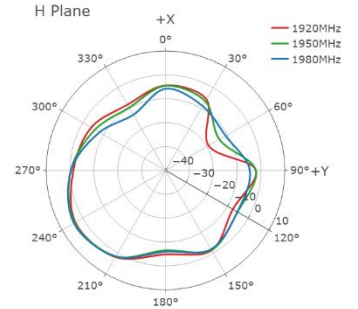
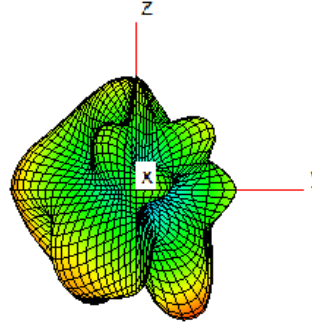
● **LTE**



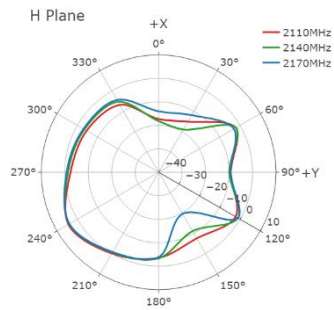
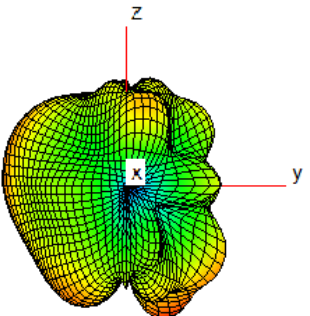
1880 MHz



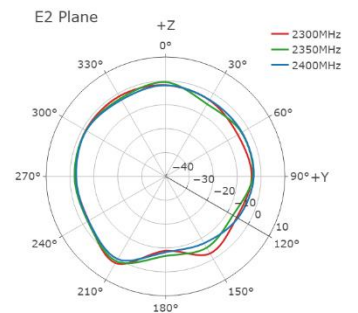
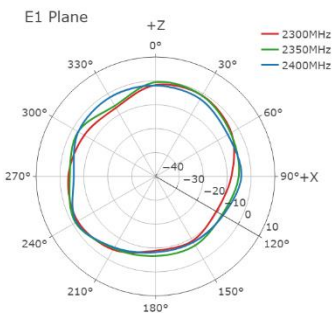
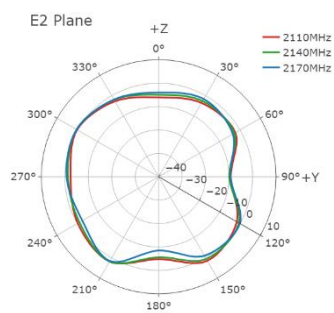
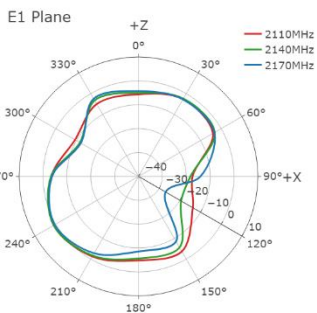
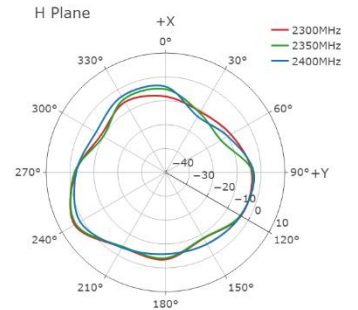
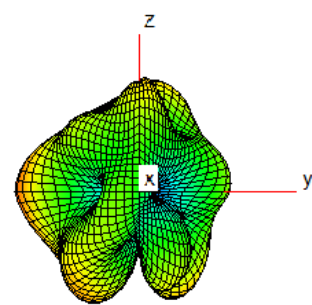
1950 MHz

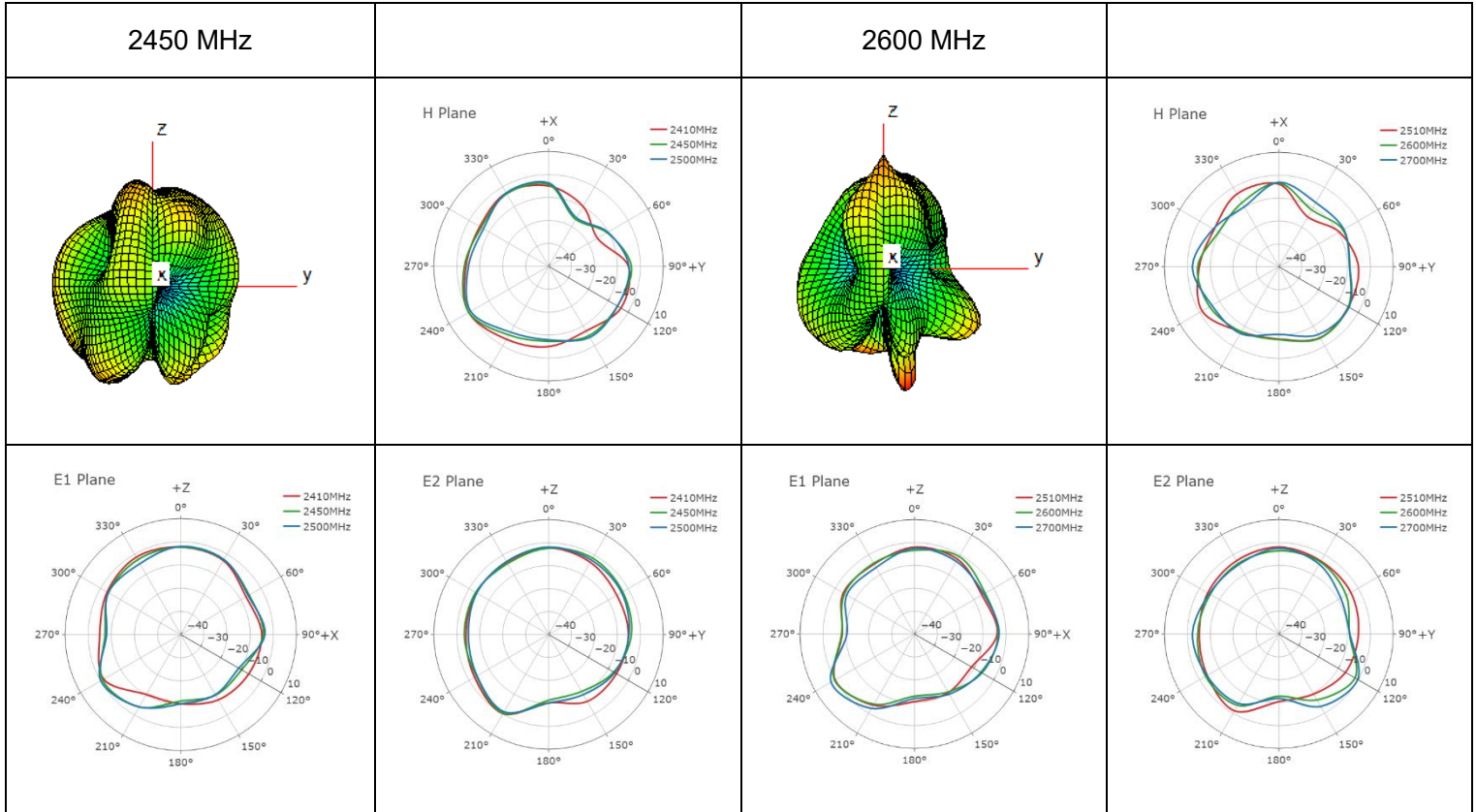


2140 MHz

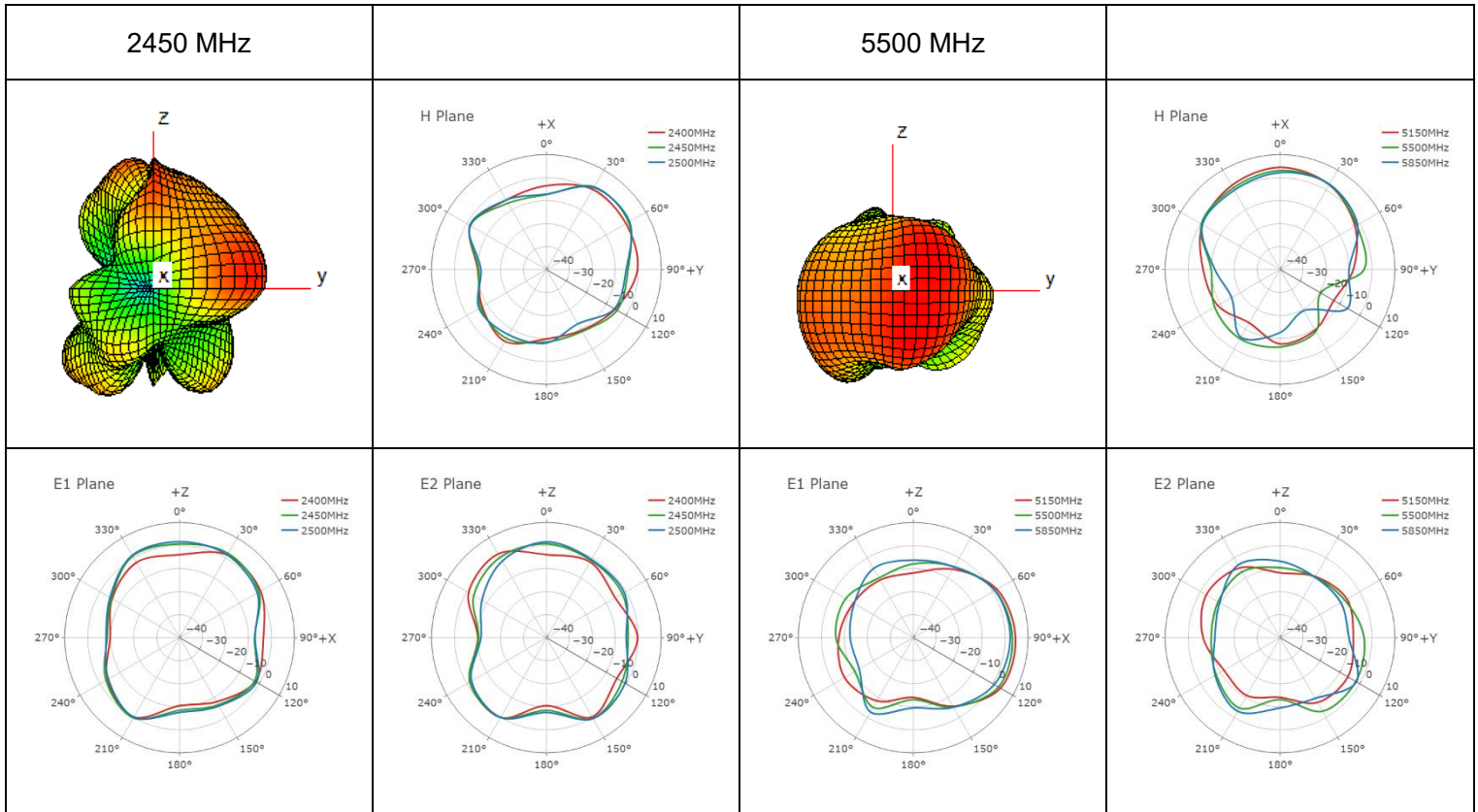


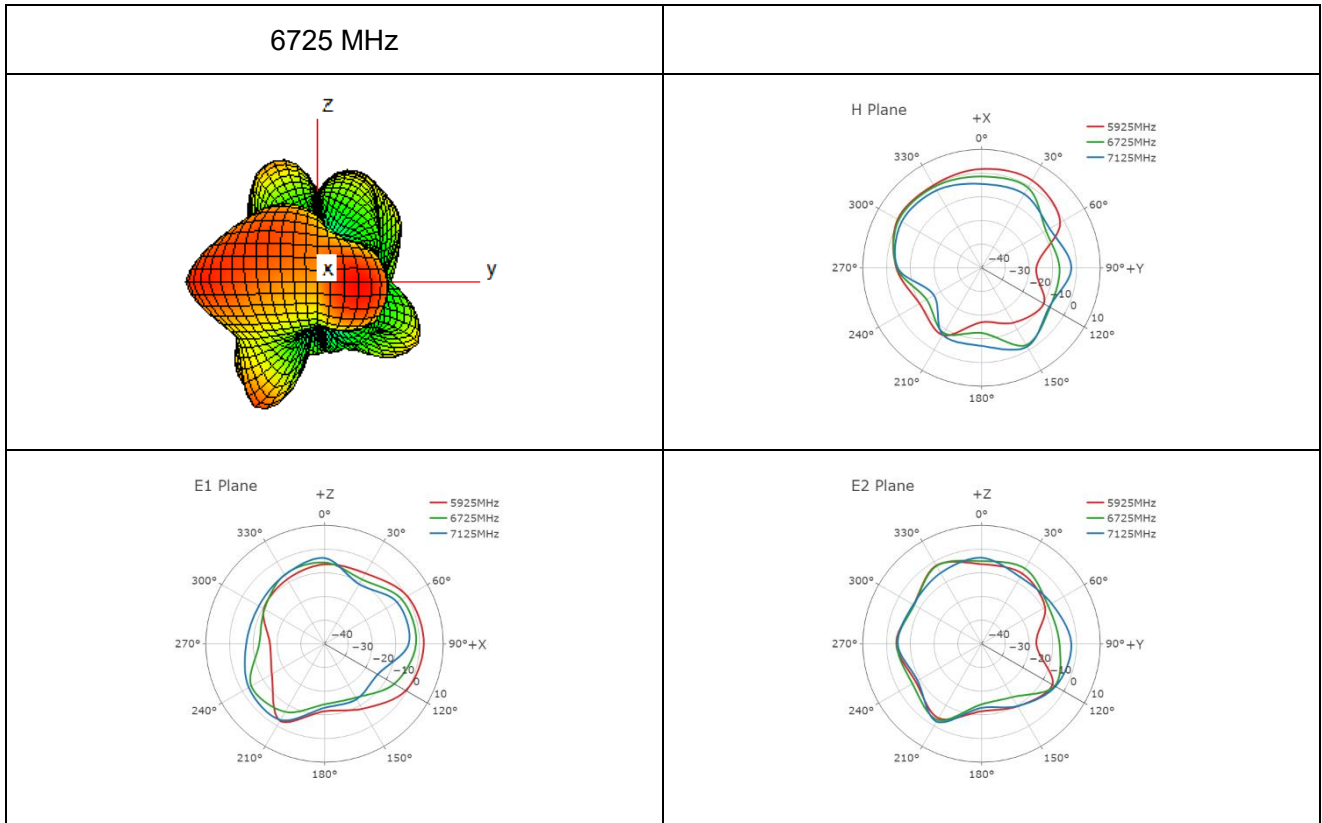
2350 MHz





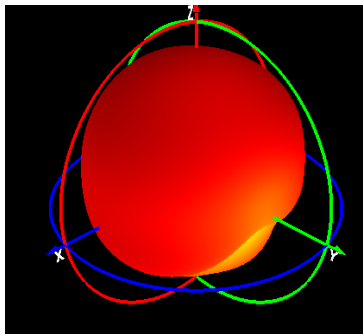
● **Wi-Fi**



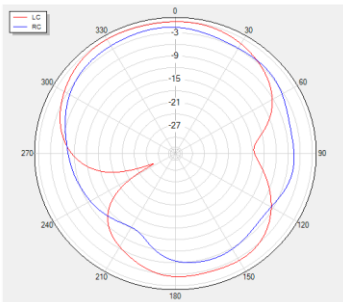


● **GNSS**

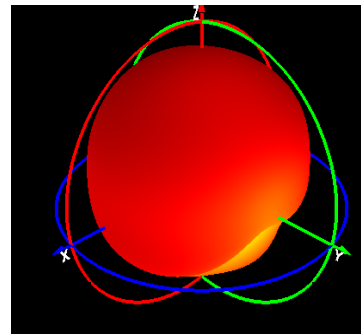
1561 MHz



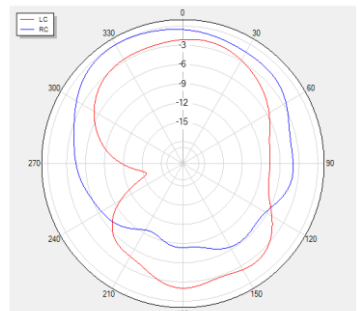
Phi=0 freq=1561MHz



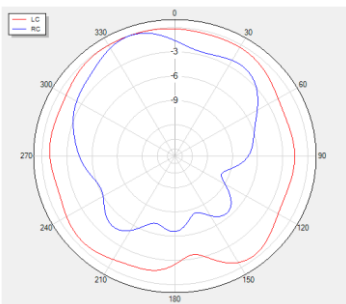
1575 MHz



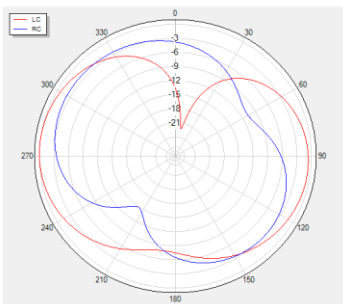
Phi=0 freq=1575MHz



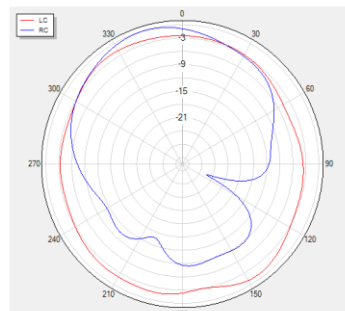
Phi=90 freq=1561MHz



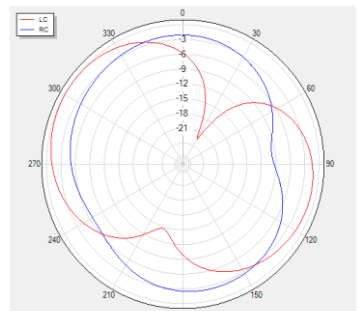
Theta=90 freq=1561MHz



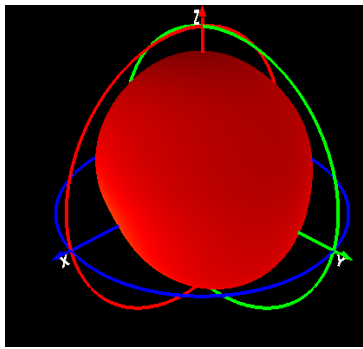
Phi=90 freq=1575MHz



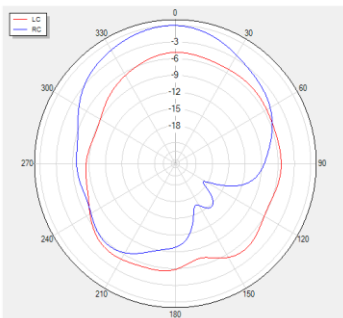
Theta=90 freq=1575MHz



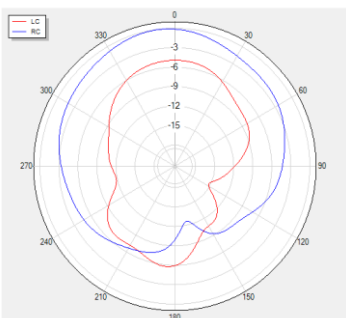
1602 MHz



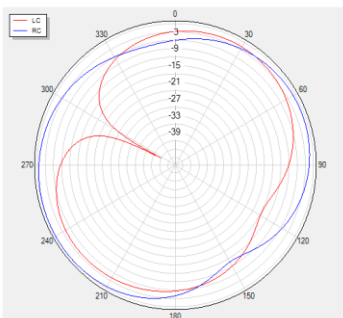
Phi=0 freq=1602MHz



Phi=90 freq=1602MHz




Theta=90 freq=1602MHz

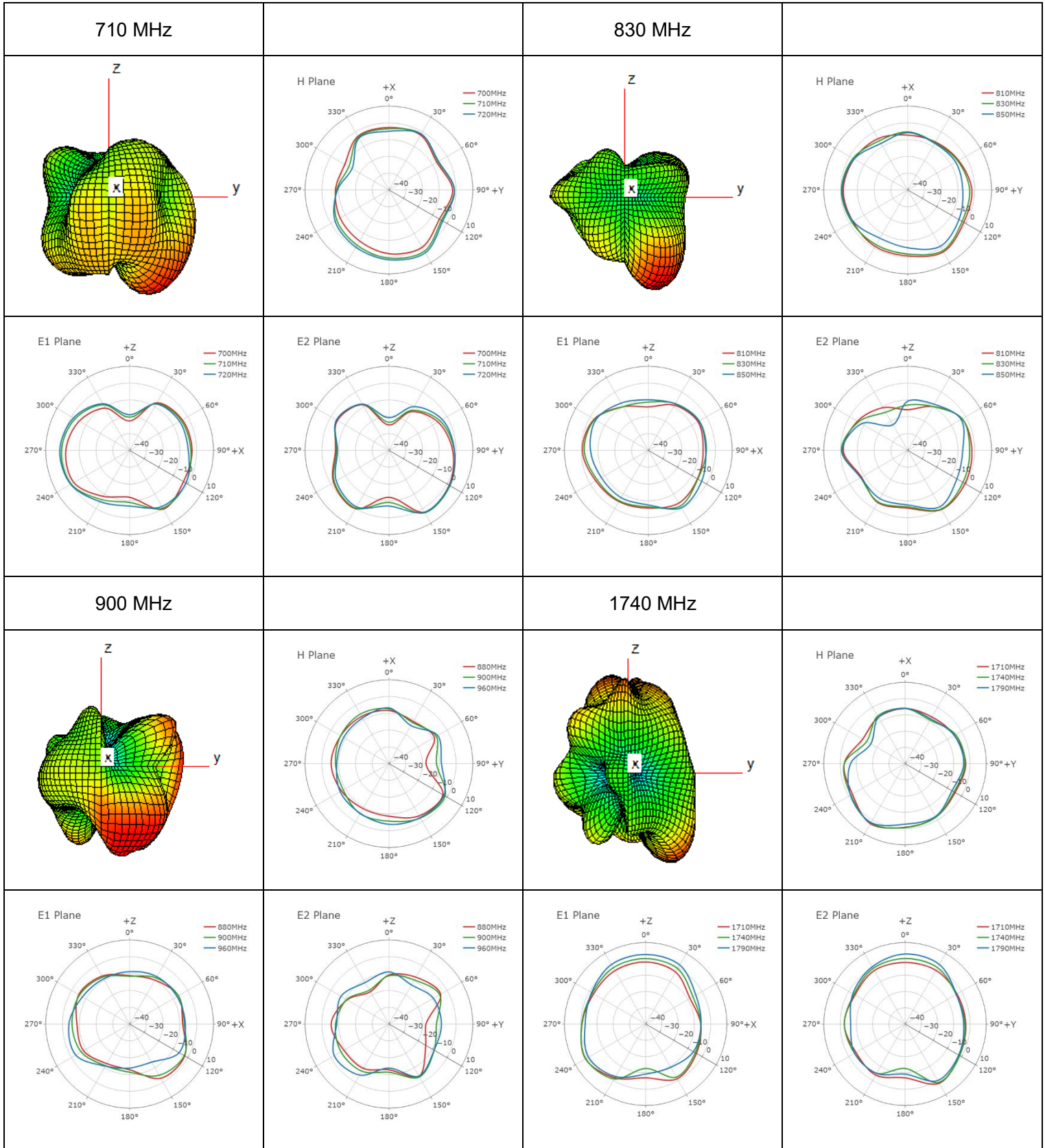


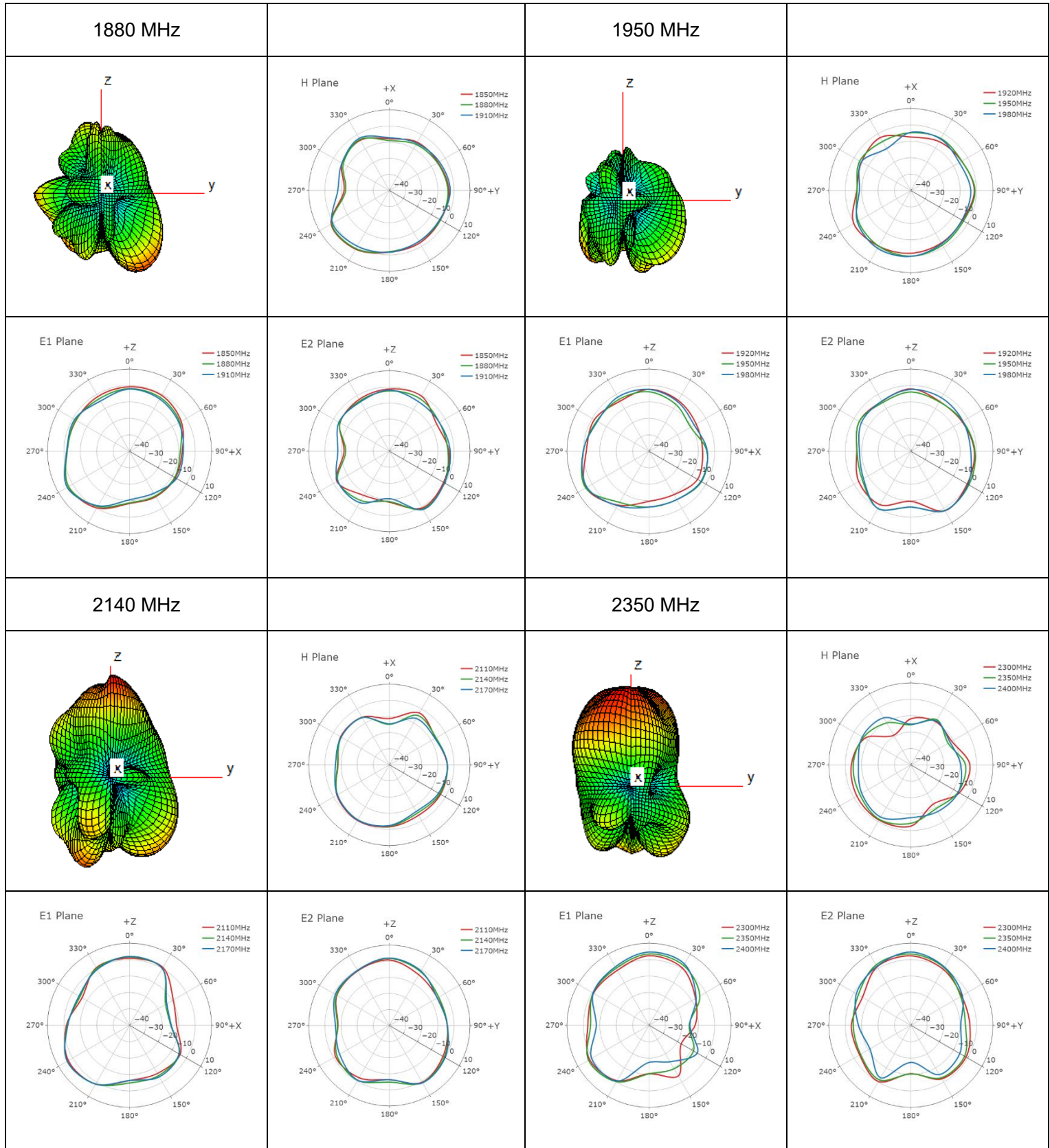
3.2.5. 3D & 2D Radiation Pattern

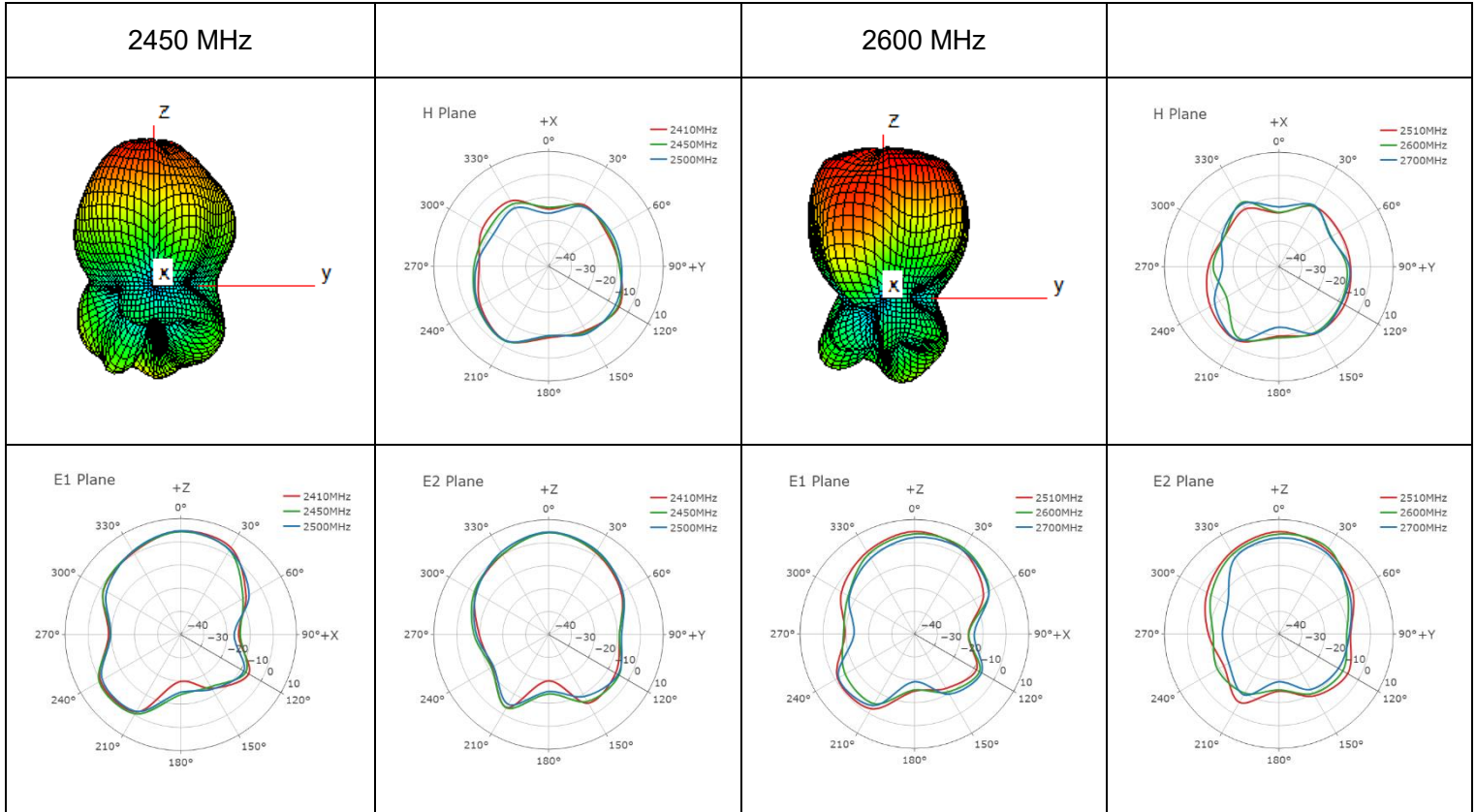
- Test Condition: On 300 mm × 300 mm Metal Plane
- Test Chamber: FS-G-1(LTE)



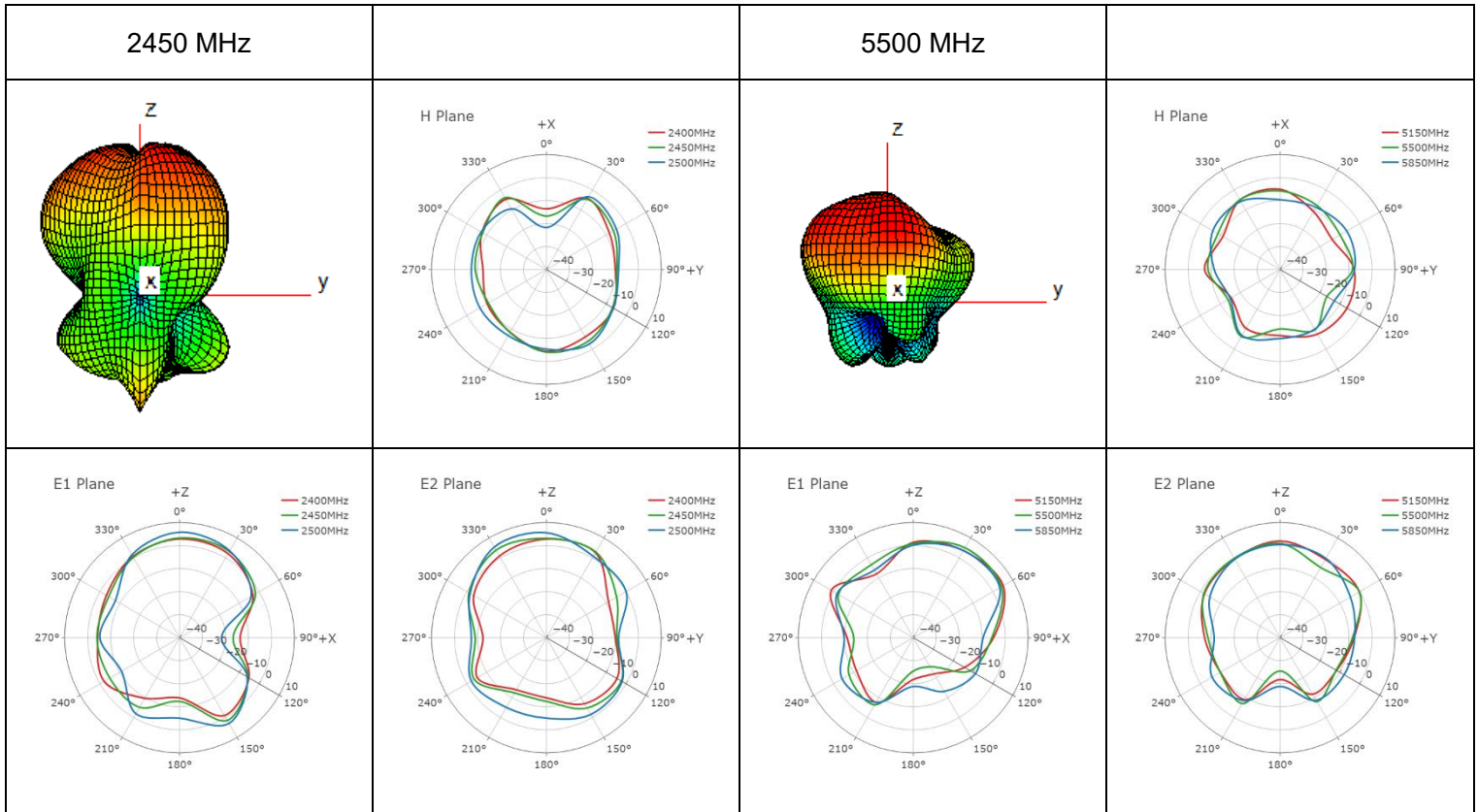
● **LTE**

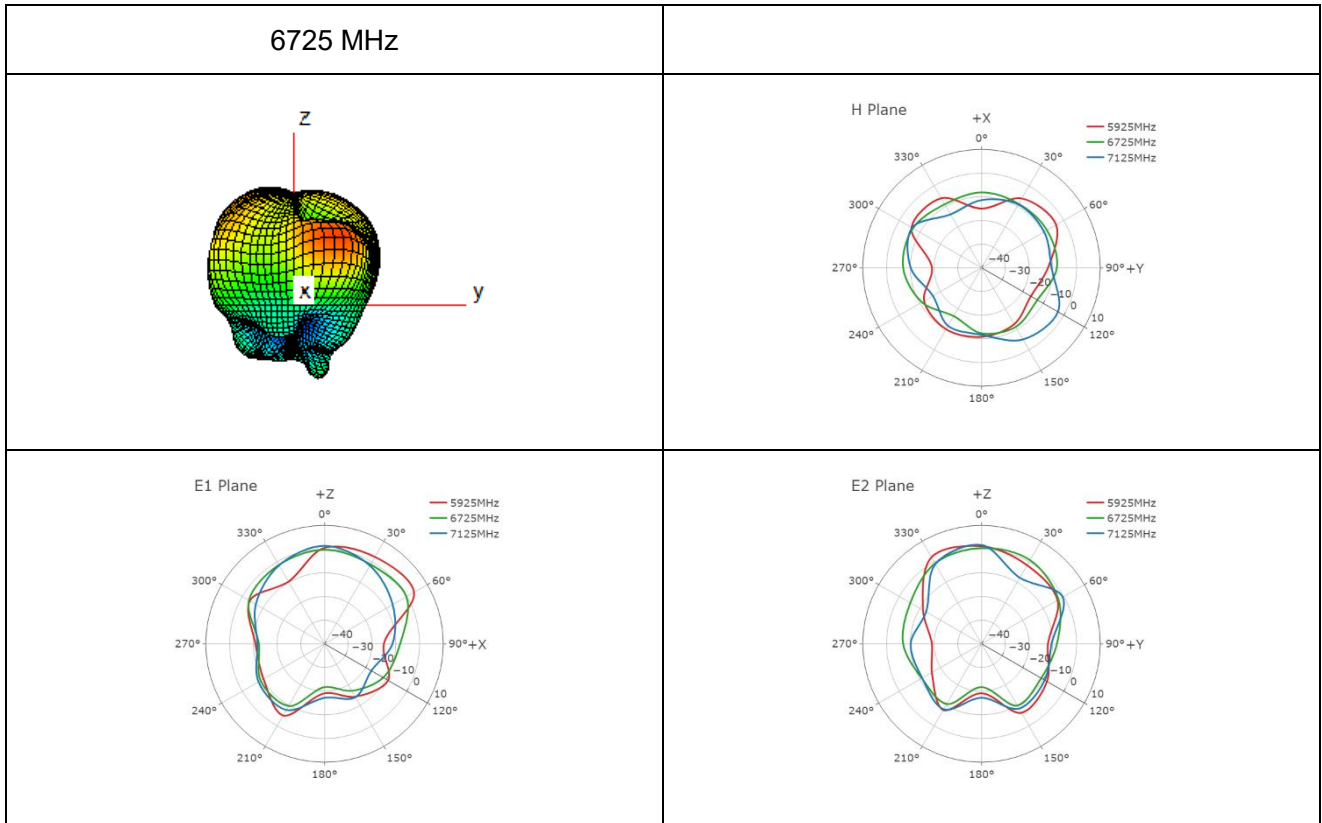






● **Wi-Fi**

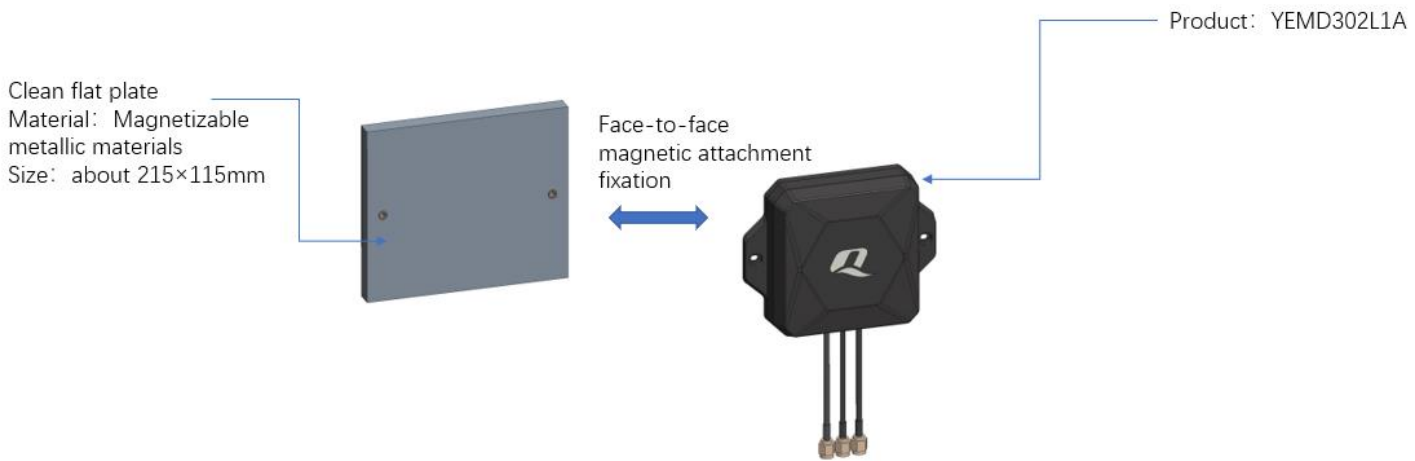




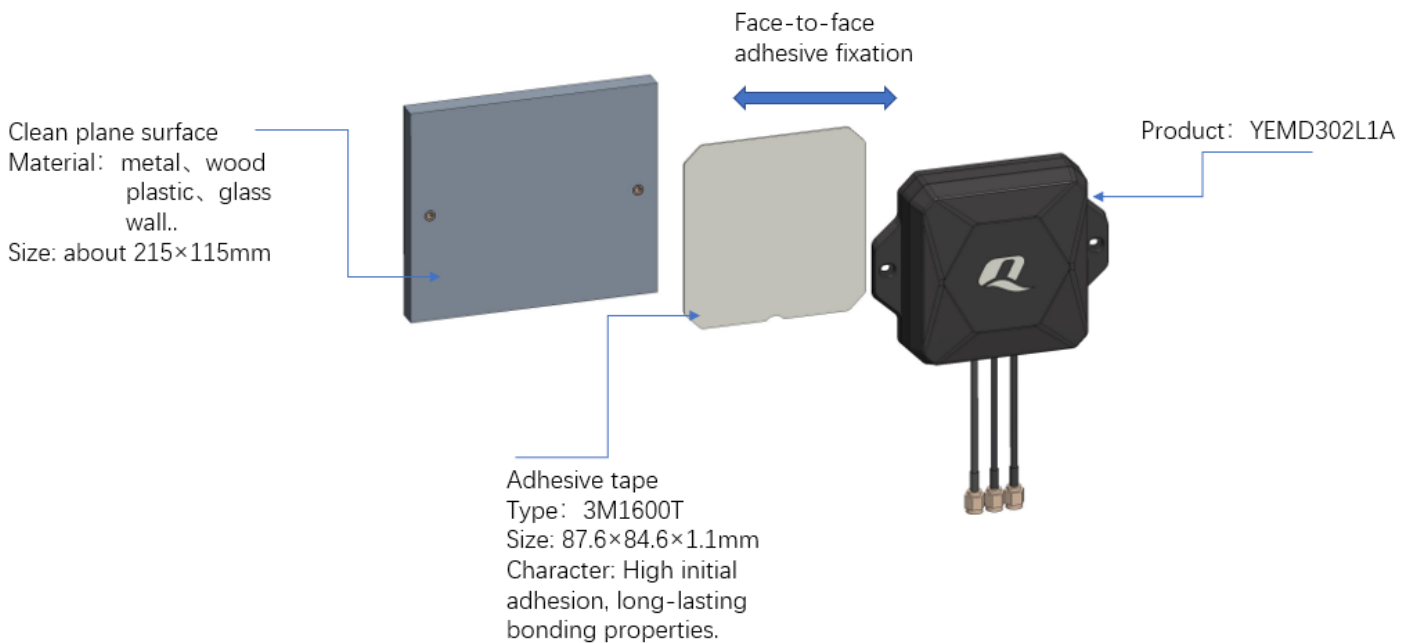
4 Installation

Below are three installation methods that can be combined.

- Magnet

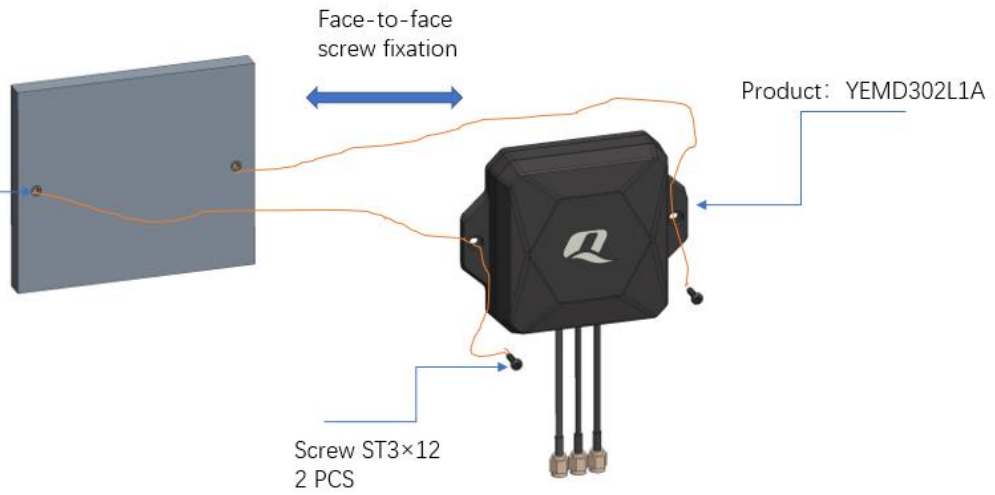


- Adhesive




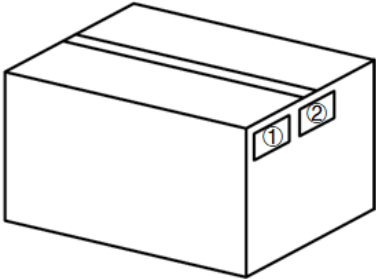


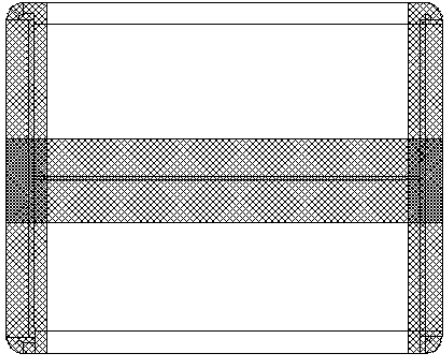
● Screw

Clean flat plate
Material: metal, wood
plastic, glass
wall...
Size: about 215×115mm
Plastic stopper
Quantity: 2
Suitable for ST3 screw



5 Packaging

Step	Packaging Picture / 2D Picture	Description
1		<p>1 antenna product in a PE bag. (1 Antenna / PE Bag)</p>
2		<p>5 antenna products in an inner box. (5 Antennas / Inner Box)</p>
3		<p>(6 Inner Boxes / Carton Box) (30 Antennas / Carton Box)</p> <p><u>Carton Size:</u> <u>L × W × H = 600 × 404 × 164 mm</u></p>
4		<p>Position for Attaching Labels</p> <ul style="list-style-type: none"> ① Carton Label ② Quality Label

5	 A technical drawing of an H-shaped sealing carton. It consists of a central horizontal band with a cross-hatched texture, flanked by two vertical bands, also with a cross-hatched texture. The entire assembly is shown within a rectangular frame with rounded corners.	<p>Sealing Cartons H-shaped sealing cartons</p>
---	---	--

Contact Us

At Quectel, our aim is to provide timely and comprehensive services to our customers. If you require any assistance, please contact our headquarters:

Quectel Wireless Solutions Co., Ltd.

Building 5, Shanghai Business Park Phase III (Area B), No.1016 Tianlin Road, Minhang District, Shanghai 200233, China

Tel: +86 21 5108 6236

Email: info@quectel.com

Or our local offices. For more information, please visit:

<http://www.quectel.com/support/sales.htm>.

For technical support, or to report documentation errors, please visit:

<http://www.quectel.com/support/technical.htm>.

Or email us at: support@quectel.com.

Legal Notices

We offer information as a service to you. The provided information is based on your requirements and we make every effort to ensure its quality. You agree that you are responsible for using independent analysis and evaluation in designing intended products, and we provide reference designs for illustrative purposes only. Before using any hardware, software or service guided by this document, please read this notice carefully. Even though we employ commercially reasonable efforts to provide the best possible experience, you hereby acknowledge and agree that this document and related services hereunder are provided to you on an “as available” basis. We may revise or restate this document from time to time at our sole discretion without any prior notice to you.

Use and Disclosure Restrictions

License Agreements

Documents and information provided by us shall be kept confidential, unless specific permission is granted. They shall not be accessed or used for any purpose except as expressly provided herein.

Copyright

Our and third-party products hereunder may contain copyrighted material. Such copyrighted material shall not be copied, reproduced, distributed, merged, published, translated, or modified without prior written consent. We and the third party have exclusive rights over copyrighted material. No license shall be granted or conveyed under any patents, copyrights, trademarks, or service mark rights. To avoid ambiguities, purchasing in any form cannot be deemed as granting a license other than the normal non-exclusive, royalty-free license to use the material. We reserve the right to take legal action for noncompliance with abovementioned requirements, unauthorized use, or other illegal or malicious use of the material.

Trademarks

Except as otherwise set forth herein, nothing in this document shall be construed as conferring any rights to use any trademark, trade name or name, abbreviation, or counterfeit product thereof owned by Quectel or any third party in advertising, publicity, or other aspects.

Third-Party Rights

This document may refer to hardware, software and/or documentation owned by one or more third parties (“third-party materials”). Use of such third-party materials shall be governed by all restrictions and obligations applicable thereto.

We make no warranty or representation, either express or implied, regarding the third-party materials, including but not limited to any implied or statutory, warranties of merchantability or fitness for a particular purpose, quiet enjoyment, system integration, information accuracy, and non-infringement of any third-party intellectual property rights with regard to the licensed technology or use thereof. Nothing herein constitutes a representation or warranty by us to either develop, enhance, modify, distribute, market, sell, offer for sale, or otherwise maintain production of any our products or any other hardware, software, device, tool, information, or product. We moreover disclaim any and all warranties arising from the course of dealing or usage of trade.

Privacy Policy

To implement module functionality, certain device data are uploaded to Quectel's or third-party's servers, including carriers, chipset suppliers or customer-designated servers. Quectel, strictly abiding by the relevant laws and regulations, shall retain, use, disclose or otherwise process relevant data for the purpose of performing the service only or as permitted by applicable laws. Before data interaction with third parties, please be informed of their privacy and data security policy.

Disclaimer

- a) We acknowledge no liability for any injury or damage arising from the reliance upon the information.
- b) We shall bear no liability resulting from any inaccuracies or omissions, or from the use of the information contained herein.
- c) While we have made every effort to ensure that the functions and features under development are free from errors, it is possible that they could contain errors, inaccuracies, and omissions. Unless otherwise provided by valid agreement, we make no warranties of any kind, either implied or express, and exclude all liability for any loss or damage suffered in connection with the use of features and functions under development, to the maximum extent permitted by law, regardless of whether such loss or damage may have been foreseeable.
- d) We are not responsible for the accessibility, safety, accuracy, availability, legality, or completeness of information, advertising, commercial offers, products, services, and materials on third-party websites and third-party resources.

Copyright © Quectel Wireless Solutions Co., Ltd. 2025. All rights reserved.

Revision History

Version	Date	Author	Note
-	2024-07-03	Mordecai Liu/ Junsen Li/ Rojin Luo/ David Liu/ Rainey Liao	Creation of the document
1.0	2024-07-03	Mordecai Liu/ Junsen Li/ Rojin Luo/ David Liu/ Rainey Liao	First official release
1.1	2024-11-07	Junsen Li	<ol style="list-style-type: none"> Updated block diagram (Chapter 1.3). Added 1561 MHz test data.
1.2	2025-06-12	Rojin Luo/ Rainey Liao	<ol style="list-style-type: none"> Updated the starting frequency to 698 MHz. Updated the antenna image (Cover page). Updated the drawing (Chapter 2). Added installation method (Chapter 4).
1.3	2025-10-14	Junsen Li	Added LNA gains according to different supply voltages (Chapter 1.1.3).

QUECTEL

www.quectel.com