



Antenna Datasheet

Product OC: YEGT010W1AM

Version: 1.1

Date: 2025-07-09

Status: Released

Product Name: GNSS Terminal Mount Rubber Passive Antenna

Key Features:

Frequency Band: 1559–1606 MHz

Dimensions: Φ 10.22 mm × 69.5 mm

Efficiency: Up to 78.2 % (Bent)

RoHS Compliant

Overview

The YEGT010W1AM is a GNSS rubber external antenna measuring Φ 10.22 mm \times 69.5 mm. This ultra-wide-band GNSS antenna provides broad coverage from 1559–1606 MHz. The antenna is terminated with RP SMA Male connectors. This low profile, terminal mount omni-directional antenna, ideal for applications where the antenna is required to be discrete, is easy to install with maximum durability assured thanks to its POM enclosure. It is compatible with Quectel's GNSS Series modules.

It allows constant and reliable transmission and reception due to its omni-directional gain across all frequency bands. The YEGT010W1AM is designed as a monopole antenna, which needs to be mounted on a ground plane to offer high efficiency in all working bands. It is a perfect antenna product for customers that desire highest performance. This highly performance antenna is ideally suited for vehicle tracking & telematics, remote monitoring & lot devices, portable & fixed pos systems, industrial & rugged applications

Typical applications include:

- Vehicle Tracking & Telematics
- Remote Monitoring & IoT Devices
- Portable & Fixed POS Systems
- Industrial & Rugged Applications

Quectel provides comprehensive antenna design support such as simulation, testing and manufacturing for custom antenna solutions to meet your specific application needs. We have regional R & D centers to offer quick response to meet your requirements. Please contact our sales & FAEs if you have any requests.

Contents

Overview	1
Contents	2
1 Specification	3
1.1. Electrical.....	3
1.2. Mechanical & Environmental	4
1.3. Supported GNSS Frequency Bands.....	5
2 Drawing	7
3 Detailed Performance	8
3.1. S-Parameter Test	8
3.1.1. VSWR	8
3.1.2. Return Loss.....	9
3.2. Radiation Performance Test.....	10
3.2.1. Efficiency.....	10
3.2.2. Peak Gain	11
3.2.3. 3D & 2D Radiation Pattern	12
3.2.3.1. Test state: Straight.....	12
3.2.3.2. Test state: Bent.....	14
4 Packaging	16
Contact Us	18
Legal Notices	19
Revision History	21

1 Specification

Test Condition: On 130 mm × 130 mm EVB

1.1. Electrical

Electrical	
Frequency Range	1559–1606 MHz
Impedance	50 Ω
Polarization	Linear
Radiation Pattern	Omnidirectional

Specification	Band	GPS L5	GALILEO	GPS L2	GLONAS	BDS B3	BDS B1I	GPS L1	GLONASS
		E5a	E5b	QZSS L2C	S G2	BDS B1I	E1	G1	
		BDS B2a–B2I	BDS B2b					BDS B1C	
		QZSS L5						QZSS L1	
		IRNSS L5							
	Freq. (MHz)	1176	1207	1227	1248	1268	1561	1575	1602
VSWR	Straight	-	-	-	-	-	2.0	2.0	2.0
	Bent	-	-	-	-	-	1.7	1.7	1.7
Return Loss (dB)	Straight	-	-	-	-	-	-9.5	-9.4	-9.6
	Bent	-	-	-	-	-	-11.6	-11.4	-11.5
Efficiency (%)	Straight	-	-	-	-	-	73.9	71.3	71.3
	Bent	-	-	-	-	-	78.2	75.8	75.5
Gain (dBi)	Straight	-	-	-	-	-	3.1	3.1	2.9

	Bent	-	-	-	-	-	3.5	3.5	3.2
--	------	---	---	---	---	---	-----	-----	-----

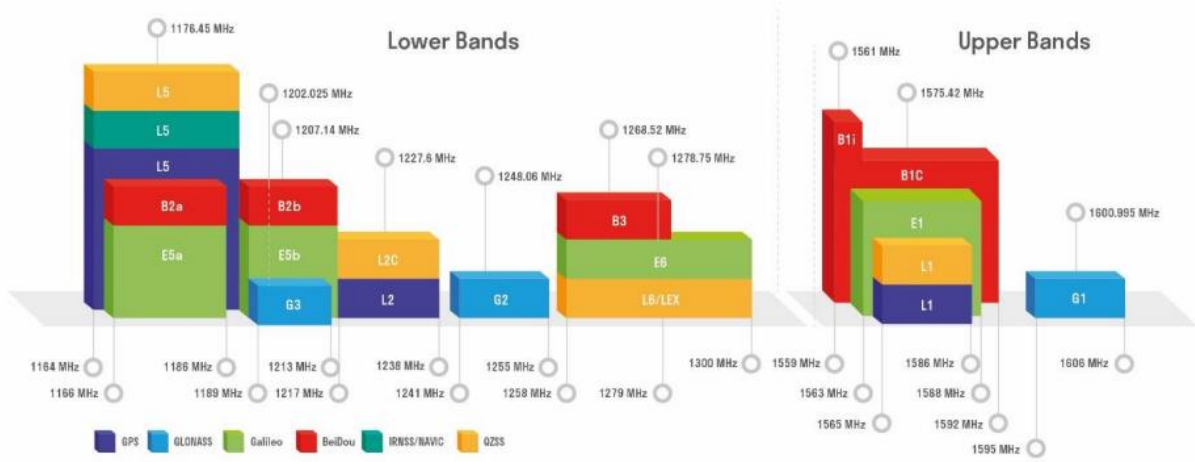
1.2. Mechanical & Environmental

Mechanical	
Antenna Dimensions	Φ 10.22 mm × 69.5 mm
Casing Material & Color	POM & Black
Connector Type	SMA Male
Mounting Type	Terminal (Connector)
Weight	Typ. 8.9 g
Environmental	
Operation Temperature	-40 °C to +85 °C
Storage Temperature	-40 °C to +85 °C
RoHS Compliant	Yes

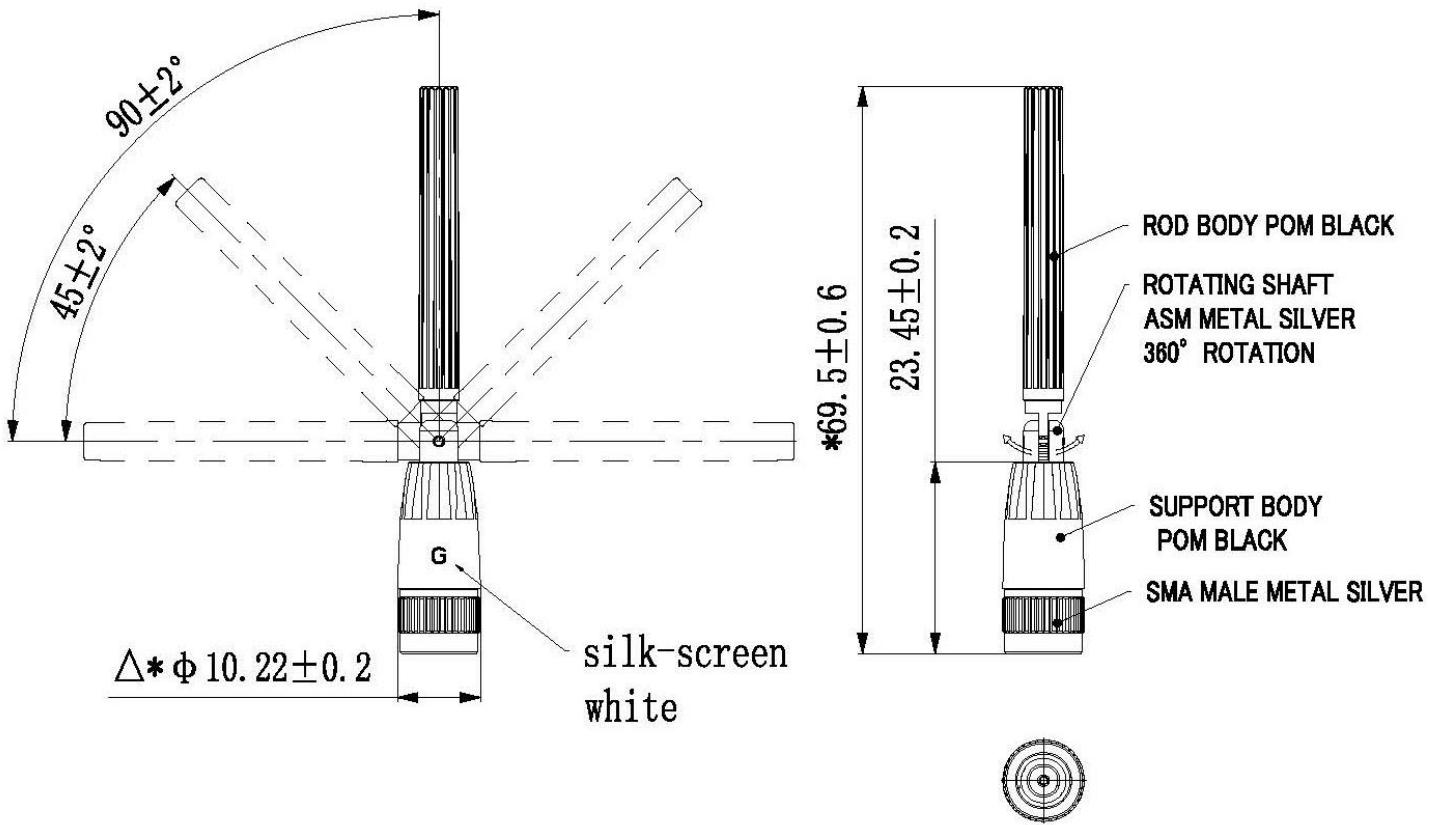
1.3. Supported GNSS Frequency Bands

GNSS Frequency Bands (MHz)					
GPS	L1 Centre 1575.42 (1565–1586)	L2 Centre 1227.6 (1217–1238)	L5 Centre 1176.45 (1164–1189)		
	√	-	-		
GLONASS	G1–L10C– L10F Centre 1601 (1595–1606)	G2–L20C– L20F Centre 1248.06 (1241–1255)	G3–L30C Centre 1202.025 (1189–1213)		
	√	-	-		
GALILEO	E1 Centre 1575.42 (1563–1588)	E5a Centre 1176.45 (1166–1187)	E5b Centre 1207.14 (1197–1218)	E6 Centre 1278.75 (1258–1300)	
	√	-	-	-	
BDS	B1I Centre 1561.098 (1559–1564)	B1C (BDS–3) Centre 1575.42 (1559–1592)	B2a Centre 1176.45 (1166–1187)	B2b–B2I Centre 1207.14 (1197–1217)	B3 Centre 1268.52 (1258–1279)
	√	√	-	-	-
QZSS	L1 Centre 1575.42 (1573–1578)	L2C Centre 1227.6 (1226–1229)	L5 Centre 1176.45 (1166–1187)	L6 Centre 1278.75 (1257–1300)	
	√	-	-	-	
IRNSS	L5 Centre 1176.45 (1164–1189)				
	-				

GNSS Bands and Constellations



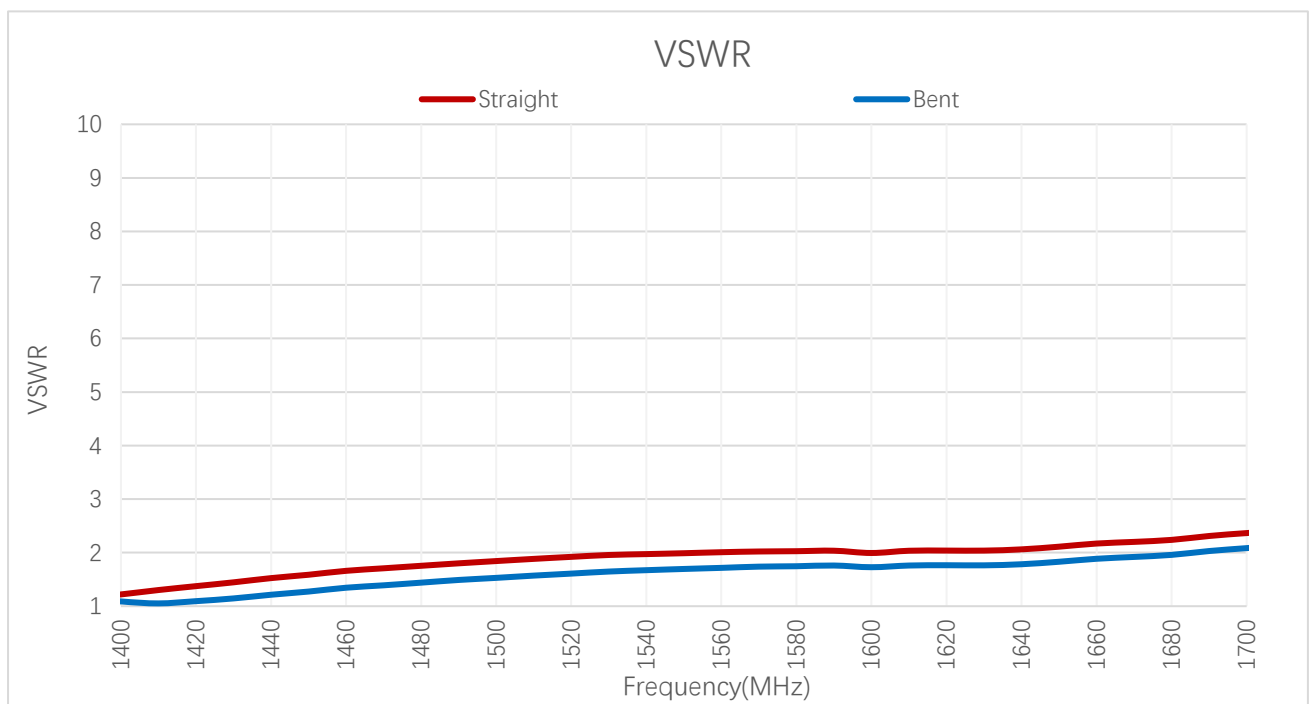
2 Drawing



3 Detailed Performance

3.1. S-Parameter Test

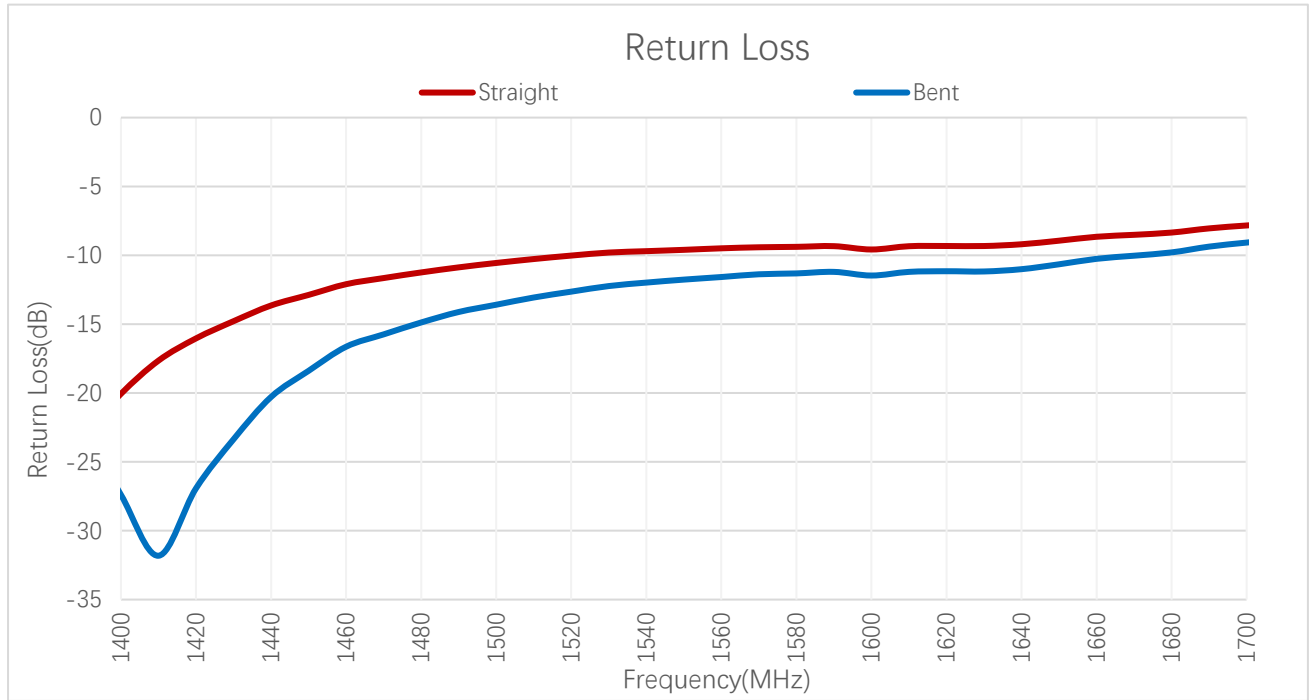
3.1.1. VSWR



VSWR

Frequency (MHz)	1176	1207	1227	1248	1268	1561	1575	1602
Straight	-	-	-	-	-	2.0	2.0	2.0
Bent	-	-	-	-	-	1.7	1.7	1.7

3.1.2. Return Loss

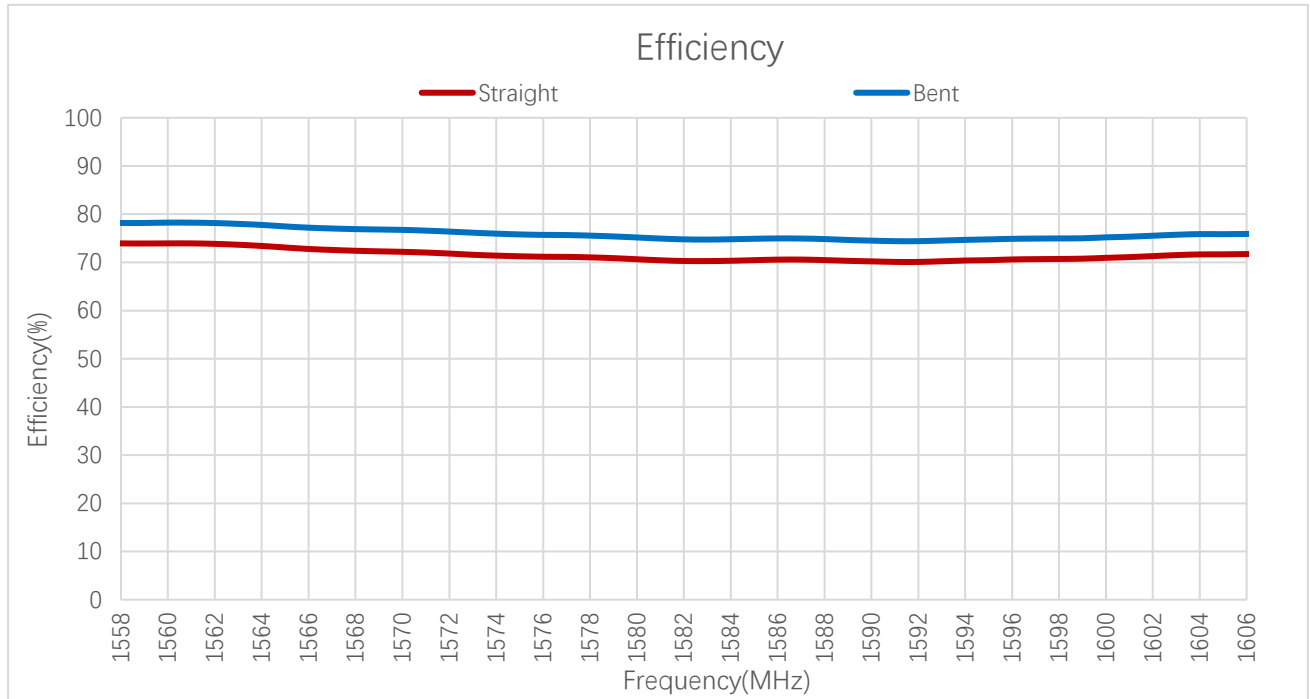


Return Loss (dB)

Frequency (MHz)	1176	1207	1227	1248	1268	1561	1575	1602
Straight	-	-	-	-	-	-9.5	-9.4	-9.6
Bent	-	-	-	-	-	-11.6	-11.4	-11.5

3.2. Radiation Performance Test

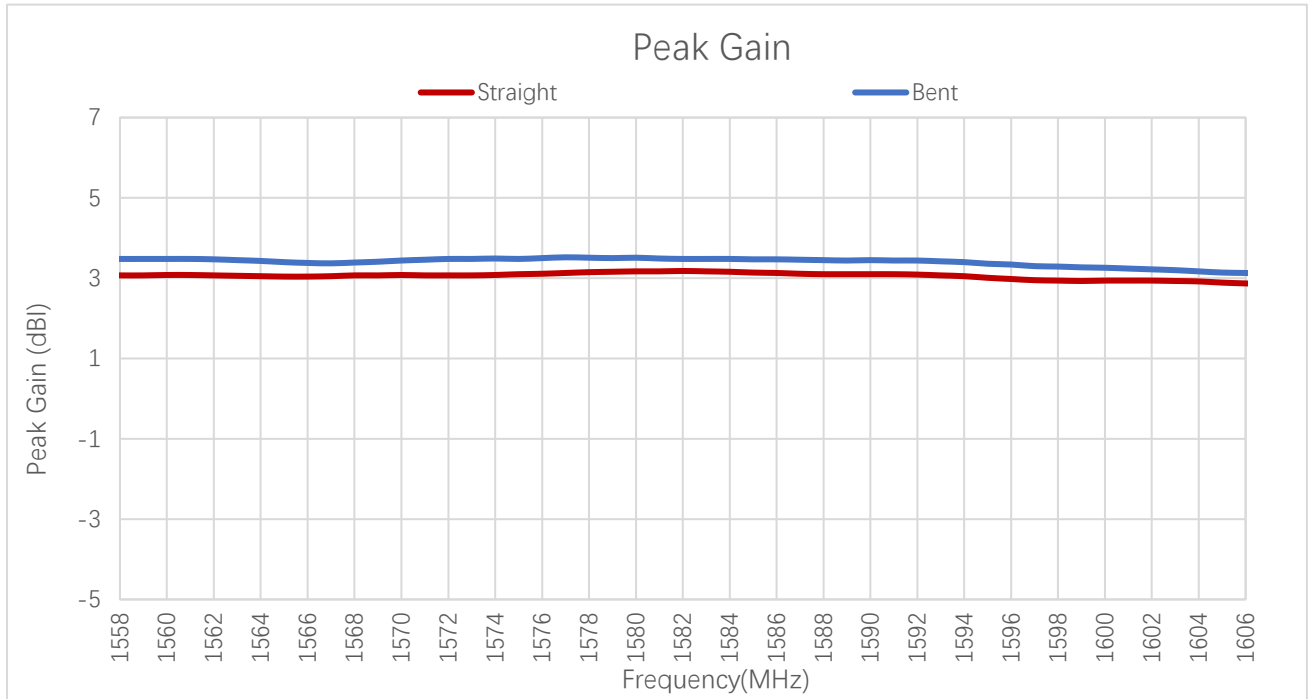
3.2.1. Efficiency



Efficiency (%)

Frequency (MHz)	1176	1207	1227	1248	1268	1561	1575	1602
Straight	-	-	-	-	-	73.9	71.3	71.3
Bent	-	-	-	-	-	78.2	75.8	75.5

3.2.2. Peak Gain



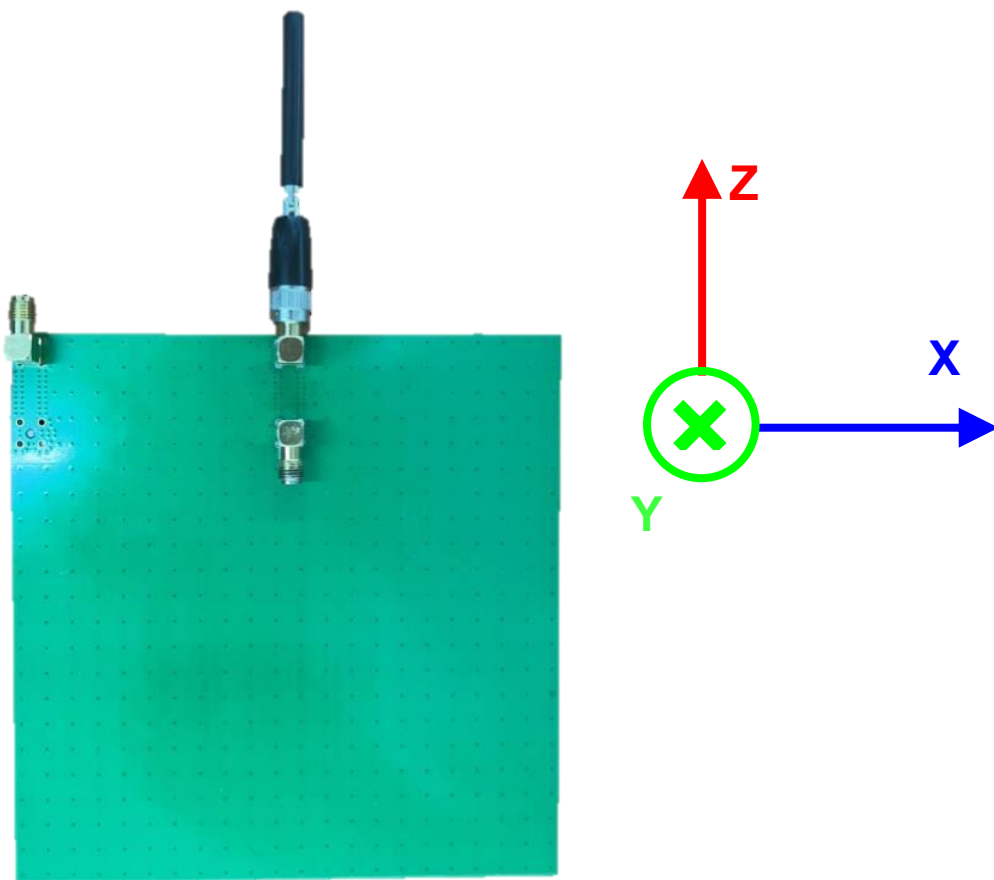
Peak Gain (dBi)

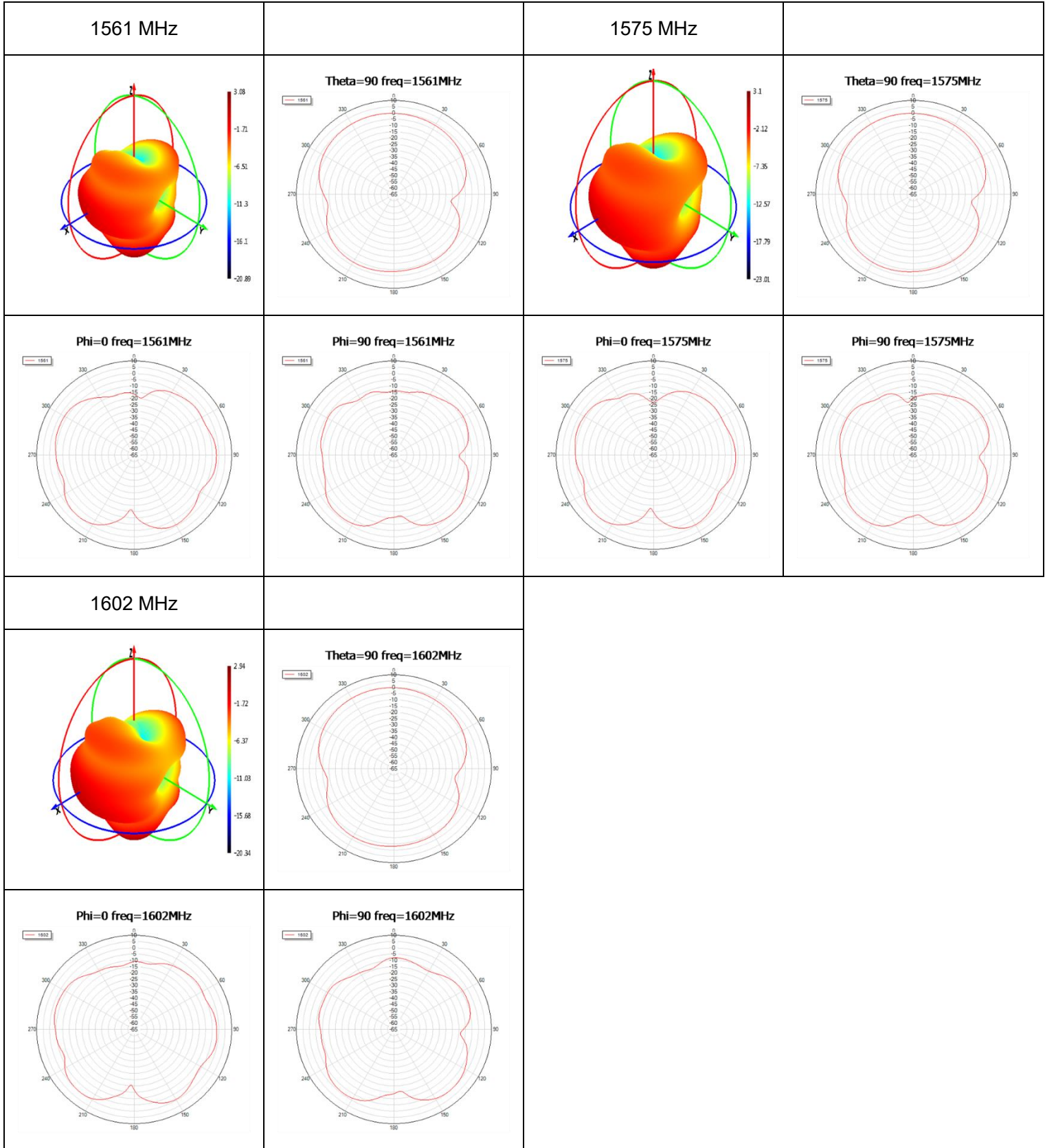
Frequency (MHz)	1176	1207	1227	1248	1268	1561	1575	1602
Straight	-	-	-	-	-	3.1	3.1	2.9
Bent	-	-	-	-	-	3.5	3.5	3.2

3.2.3. 3D & 2D Radiation Pattern

3.2.3.1. Test state: Straight

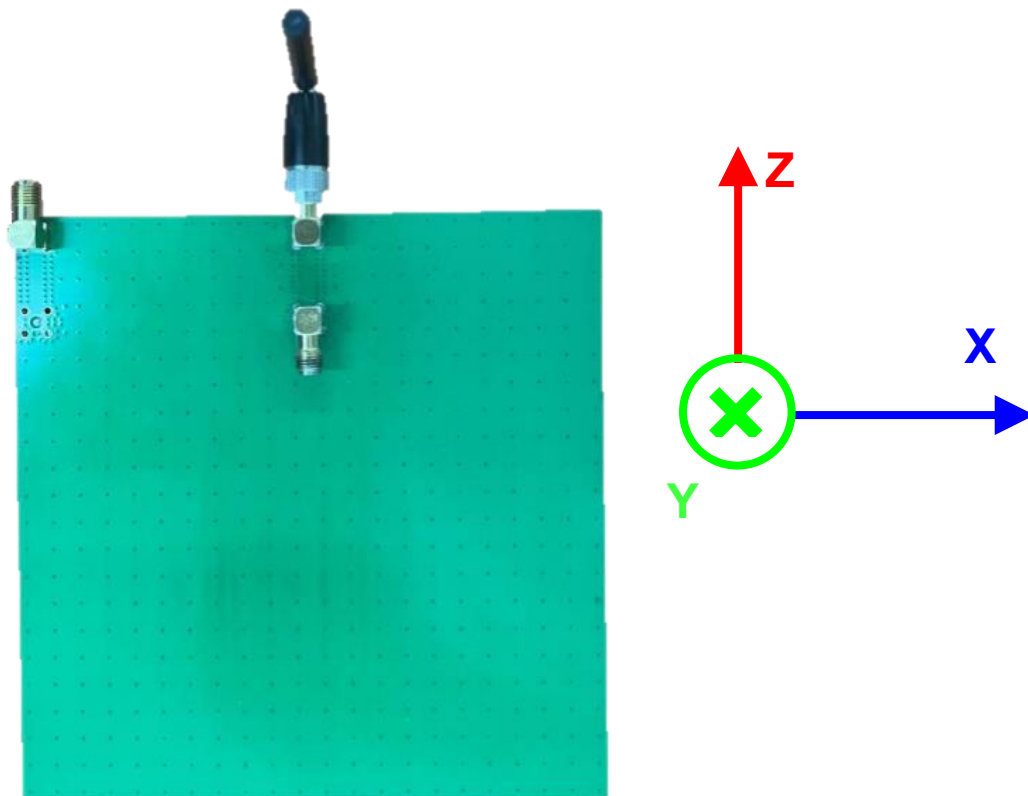
- Test Condition: On 130 mm × 130 mm EVB
- Test Chamber: HF-S-1

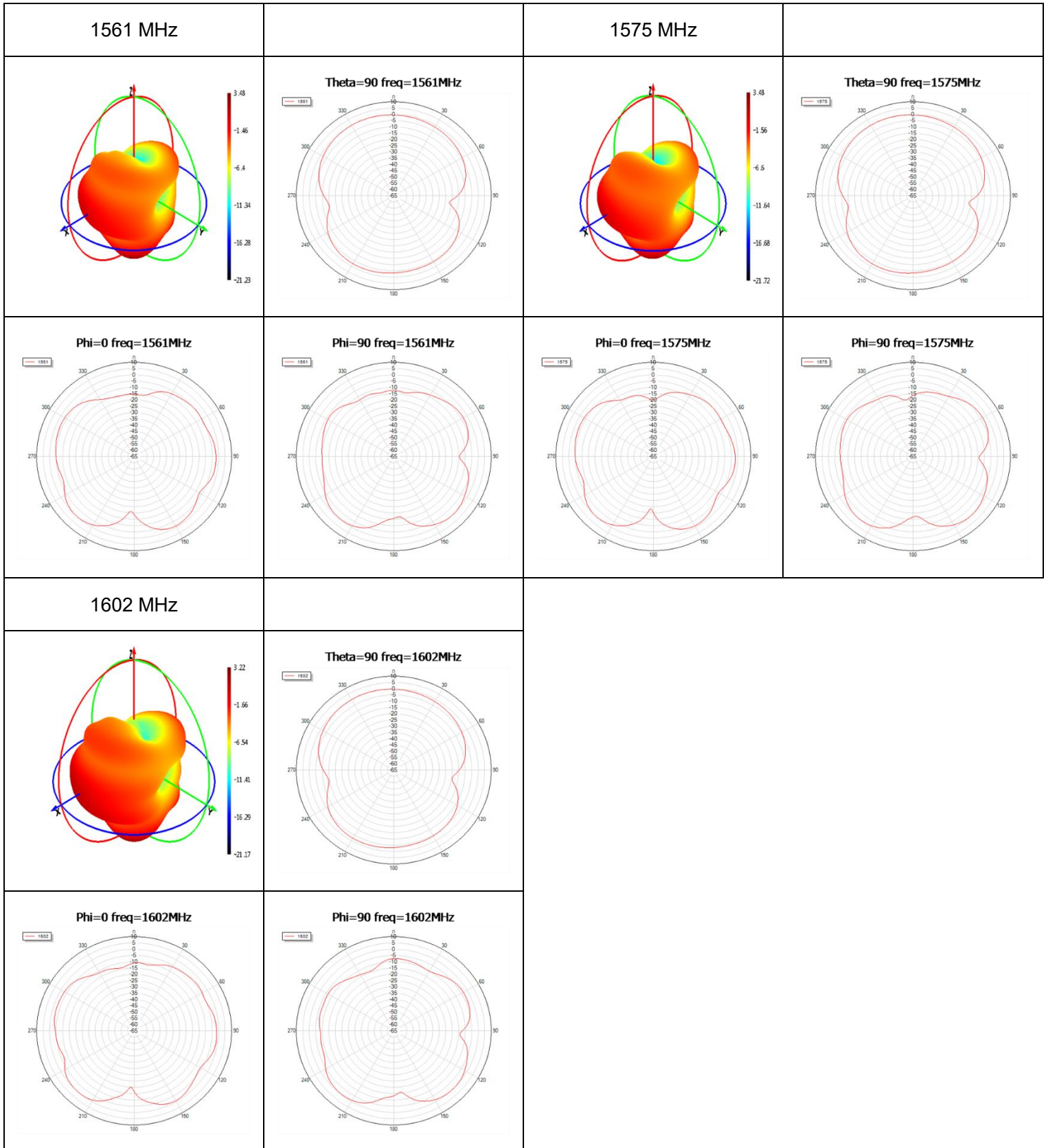






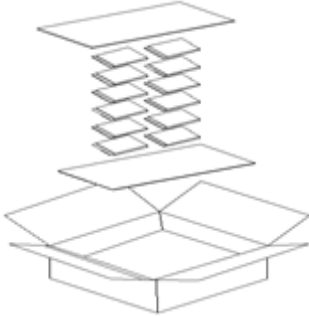
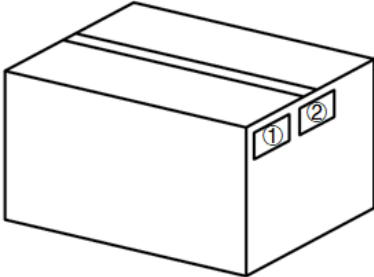
3.2.3.2. Test state: Bent

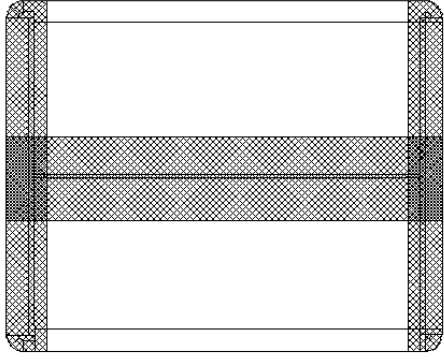
- Test Condition: On 130 mm × 130 mm EVB
- Test Chamber: HF-S-1





4 Packaging

Step	Packaging Picture / 2D Picture	Description
1		<p>10 antenna products in a one-piece bag. (10 Antennas / One-piece Bag)</p>
2		<p>40 antenna products in a PE bag. (40 Antennas / PE Bag)</p>
3		<p>(20 PE Bags / Carton Box) (800 Antennas / Carton Box) Estimated quantity Products that cannot fill the entire carton box are packed in a suitable size carton box. <u>Carton Size:</u> <u>L × W × H = 300 × 250 × 200 mm</u></p>
4		<p>Position for Attaching Labels</p> <ul style="list-style-type: none"> ① Carton Label ② Quality Label

5	 A technical drawing of an H-shaped sealing carton. It consists of a central horizontal rectangular section with a cross-hatched texture, flanked by two vertical rectangular sections, also with a cross-hatched texture. The corners of the vertical sections are rounded. The entire structure is shown in a perspective view.	Sealing Cartons H-shaped sealing cartons
Note	The initial packaging method described above is for reference only, and the final actual packaging method shall be subject to the actual shipping packaging.	

Contact Us

At Quectel, our aim is to provide timely and comprehensive services to our customers. If you require any assistance, please contact our headquarters:

Quectel Wireless Solutions Co., Ltd.

Building 5, Shanghai Business Park Phase III (Area B), No.1016 Tianlin Road, Minhang District, Shanghai 200233, China

Tel: +86 21 5108 6236

Email: info@quectel.com

Or our local offices. For more information, please visit:

<http://www.quectel.com/support/sales.htm>.

For technical support, or to report documentation errors, please visit:

<http://www.quectel.com/support/technical.htm>.

Or email us at: support@quectel.com.

Legal Notices

We offer information as a service to you. The provided information is based on your requirements and we make every effort to ensure its quality. You agree that you are responsible for using independent analysis and evaluation in designing intended products, and we provide reference designs for illustrative purposes only. Before using any hardware, software or service guided by this document, please read this notice carefully. Even though we employ commercially reasonable efforts to provide the best possible experience, you hereby acknowledge and agree that this document and related services hereunder are provided to you on an “as available” basis. We may revise or restate this document from time to time at our sole discretion without any prior notice to you.

Use and Disclosure Restrictions

License Agreements

Documents and information provided by us shall be kept confidential, unless specific permission is granted. They shall not be accessed or used for any purpose except as expressly provided herein.

Copyright

Our and third-party products hereunder may contain copyrighted material. Such copyrighted material shall not be copied, reproduced, distributed, merged, published, translated, or modified without prior written consent. We and the third party have exclusive rights over copyrighted material. No license shall be granted or conveyed under any patents, copyrights, trademarks, or service mark rights. To avoid ambiguities, purchasing in any form cannot be deemed as granting a license other than the normal non-exclusive, royalty-free license to use the material. We reserve the right to take legal action for noncompliance with abovementioned requirements, unauthorized use, or other illegal or malicious use of the material.

Trademarks

Except as otherwise set forth herein, nothing in this document shall be construed as conferring any rights to use any trademark, trade name or name, abbreviation, or counterfeit product thereof owned by Quectel or any third party in advertising, publicity, or other aspects.

Third-Party Rights

This document may refer to hardware, software and/or documentation owned by one or more third parties (“third-party materials”). Use of such third-party materials shall be governed by all restrictions and obligations applicable thereto.

We make no warranty or representation, either express or implied, regarding the third-party materials, including but not limited to any implied or statutory, warranties of merchantability or fitness for a particular purpose, quiet enjoyment, system integration, information accuracy, and non-infringement of any third-party intellectual property rights with regard to the licensed technology or use thereof. Nothing herein constitutes a representation or warranty by us to either develop, enhance, modify, distribute, market, sell, offer for sale, or otherwise maintain production of any our products or any other hardware, software, device, tool, information, or product. We moreover disclaim any and all warranties arising from the course of dealing or usage of trade.

Privacy Policy

To implement module functionality, certain device data are uploaded to Quectel's or third-party's servers, including carriers, chipset suppliers or customer-designated servers. Quectel, strictly abiding by the relevant laws and regulations, shall retain, use, disclose or otherwise process relevant data for the purpose of performing the service only or as permitted by applicable laws. Before data interaction with third parties, please be informed of their privacy and data security policy.

Disclaimer

- a) We acknowledge no liability for any injury or damage arising from the reliance upon the information.
- b) We shall bear no liability resulting from any inaccuracies or omissions, or from the use of the information contained herein.
- c) While we have made every effort to ensure that the functions and features under development are free from errors, it is possible that they could contain errors, inaccuracies, and omissions. Unless otherwise provided by valid agreement, we make no warranties of any kind, either implied or express, and exclude all liability for any loss or damage suffered in connection with the use of features and functions under development, to the maximum extent permitted by law, regardless of whether such loss or damage may have been foreseeable.
- d) We are not responsible for the accessibility, safety, accuracy, availability, legality, or completeness of information, advertising, commercial offers, products, services, and materials on third-party websites and third-party resources.

Copyright © Quectel Wireless Solutions Co., Ltd. 2025. All rights reserved.

Revision History

Version	Date	Author	Note
–	2025-02-06	Christopher YAO/ Rojin LUO/ Riva REN/ Rainey LIAO	Creation of the document
1.0	2025-02-06	Christopher YAO/ Rojin LUO/ Riva REN/ Rainey LIAO	First official release
1.1	2025-07-09	Rojin LUO/ Rainey LIAO	<ol style="list-style-type: none">1. Added the overview.2. Updated the antenna image (Cover page).3. Updated the drawing (Chapter 2).

QUECTEL

www.quectel.com

