



Antenna Datasheet

Product OC: YECT003W1A

Version: 2.2

Date: 2025-04-24

Status: Released

Product Name: 4G Terminal Mount Rubber Monopole External Antenna

Key Features:

Frequency Band: 698–960 MHz; 1450–2690 MHz; 3300–3800 MHz

Dimensions: Φ 12.4 mm \times 50.8 mm

Efficiency: Up to 81.3 %

RoHS and REACH Compliant

IP Rating: IP65 (After installation IP67)

Overview

YECT003W1A is a 4G rubber antenna measuring Φ 12.4 mm \times 50.8 mm. This ultra-wide-band 4G antenna provides broad coverage from 698–960 MHz; 1450–2690 MHz; 3300–3800 MHz whilst offering backward-compatibility to support 3G and 2G networks as well as LTE Cat-M and narrowband IoT (NB-IoT). The antenna is terminated with SMA Male connector. Ideal for applications where the antenna is required to be discrete, this low profile, terminal mount omni-directional antenna is easy to install with maximum durability assured thanks to its IP65 rated enclosure. It is compatible with Quectel's RM520x Series modules.

It allows constant and reliable transmission and reception due to its omni-directional gain across all frequency bands. YECT003W1A is designed as a monopole antenna, which needs to be mounted on a ground plane to offer high efficiency in all working bands. It is a perfect antenna product for customers that desire highest performance. This high-efficiency, high-gain omni-directional antenna is ideally suited for Gateways and Routers, IoT Sensors, Public Safety and Security, Smart Home Automation, Robotics / Autonomous.

Quectel provides comprehensive antenna design support such as simulation, testing and manufacturing for custom antenna solutions to meet your specific application needs. We have regional R & D centers to offer quick response to meet your requirements. Please contact our sales & FAEs if you have any requests.

Contents

Overview	1
Contents	2
1 Specification	3
1.1. Electrical.....	3
1.2. Mechanical & Environmental	4
2 Drawing	5
3 Detailed Performance	6
3.1. S-Parameter Test	6
3.1.1. VSWR	6
3.1.2. Return Loss.....	7
3.2. Radiation Performance Test.....	8
3.2.1. Efficiency.....	8
3.2.2. Average Gain	9
3.2.3. Peak Gain	10
3.2.4. 3D & 2D Radiation Pattern	11
3.2.4.1. Test Condition: 130 mm × 130 mm EVB.....	11
4 Packaging	17
Contact Us	19
Legal Notices	20
Revision History	22

1 Specification

Test Condition: 130 mm × 130 mm EVB

1.1. Electrical

Electrical	
Frequency Range	698–960 MHz; 1450–2690 MHz; 3300–3800 MHz
Impedance	50 Ω
Polarization	Linear
Radiation Pattern	Omni-directional

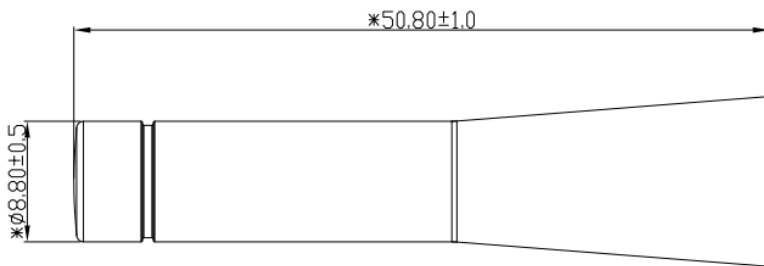
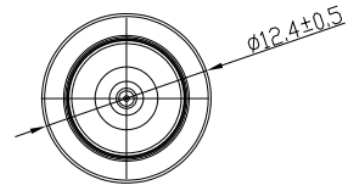
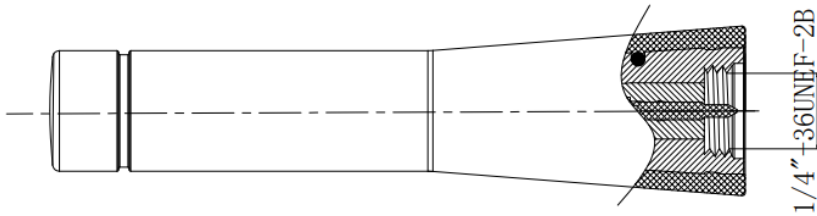
Electrical – Detail													
SPEC	Band	Band	B71	B12 /B13 /B28	B5 /B8 /B26	n74 /n75 /n76	B1 /B2 /B3	B40	Wi-Fi 2G	B38 /B41	B42 /B48 /n77	n79	Wi-Fi 5G
	Freq. (MHz)	600– 700	700– 810	820– 960	1420– 1520	1700– 2170	2300– 2400	2400– 2500	2500– 2690	3300– 3800	4400– 5000	5150– 5850	
Max. VSWR	-	7.7	3.8	2.5	3.7	3.2	2.9	2.5	2.4	-	-		
Max. Return Loss (dB)	-	-2.3	-4.7	-7.4	-4.8	-5.5	-6.3	-7.3	-7.6	-	-		
AVG Eff. (%)	-	33.4	59.0	68.0	60.3	65.3	70.1	75.9	72.0	-	-		
AVG. AVG Gain (dB)	-	-4.8	-2.3	-1.7	-2.2	-1.9	-1.5	-1.2	-1.4	-	-		
Max. Peak Gain (dBi)	-	-1.0 (810)	2.0 (940)	1.8 (1510)	1.3 (1710)	2.3 (2400)	3.2 (2490)	3.7 (2620)	3.7 (3350)	-	-		
VSWR	≤ 7.7												
Return Loss	≤ -2.3 dB												
Peak Gain	≤ 3.7 dBi												

Gain – Detail			
	Band	Freq. (MHz)	Max peak Gain (dBi)
FDD < 3 dBi	B1	1920–1980	-0.2
	B3	1710–1785	1.3
	B8	880–915	1.5
	B18	815–830	-0.6
	B19	830–845	0.0
	B26	814–849	0.0
	B28	703–748	-2.2
TDD < 4 dBi	B39	1888–1920	0.0
	B41 (Disable HPUE)	2496–2690	3.7
	B42	3400–3600	3.5

1.2. Mechanical & Environmental

Mechanical	
Antenna Dimensions	Φ 12.4 mm × 50.8 mm
Casing Material & Color	PC & Black
Connector Type	SMA Male
Mounting Type	Terminal
Weight	Typ. 7.7 g
Environmental	
Operation Temperature	-40 °C to +85 °C
Storage Temperature	-40 °C to +85 °C
RoHS and REACH Compliant	Yes
IP Rating	IP65 (After installation IP67)

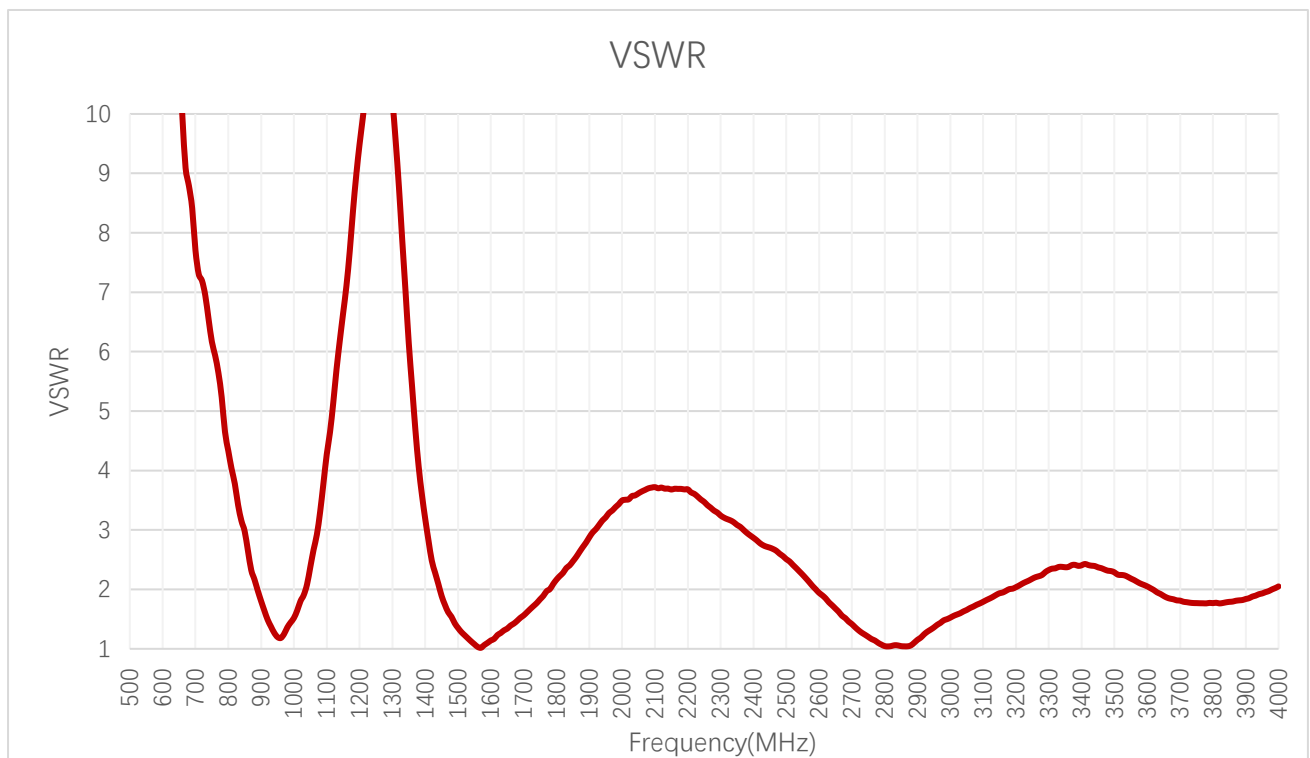
2 Drawing



3 Detailed Performance

3.1. S-Parameter Test

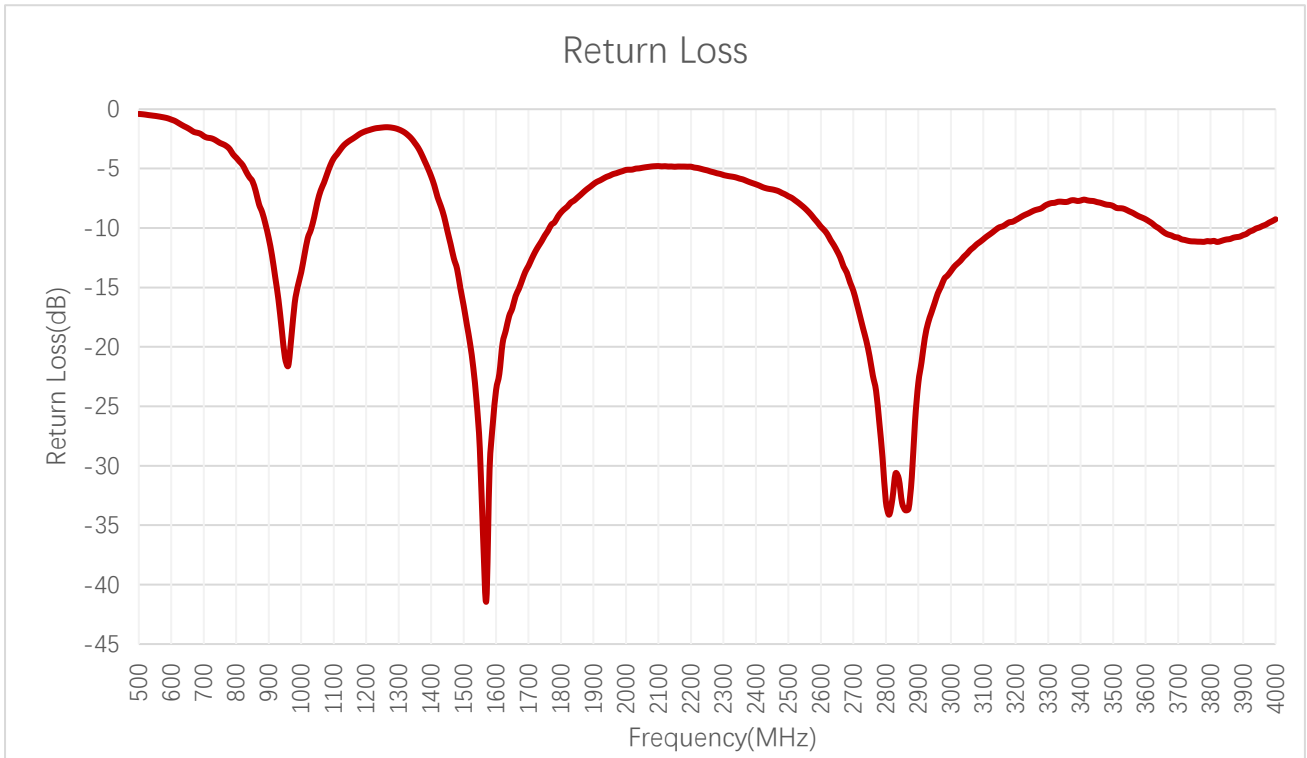
3.1.1. VSWR



VSWR

Frequency (MHz)	600	630	710	830	900	960	1440	1710	1740	1880
VSWR	-	-	7.3	3.4	1.8	1.2	2.1	1.6	1.8	2.7
Frequency (MHz)	1950	2140	2350	2450	2600	3600	4700	5000	5500	6000
VSWR	3.2	3.7	3.1	2.7	1.9	2.0	-	-	-	-

3.1.2. Return Loss

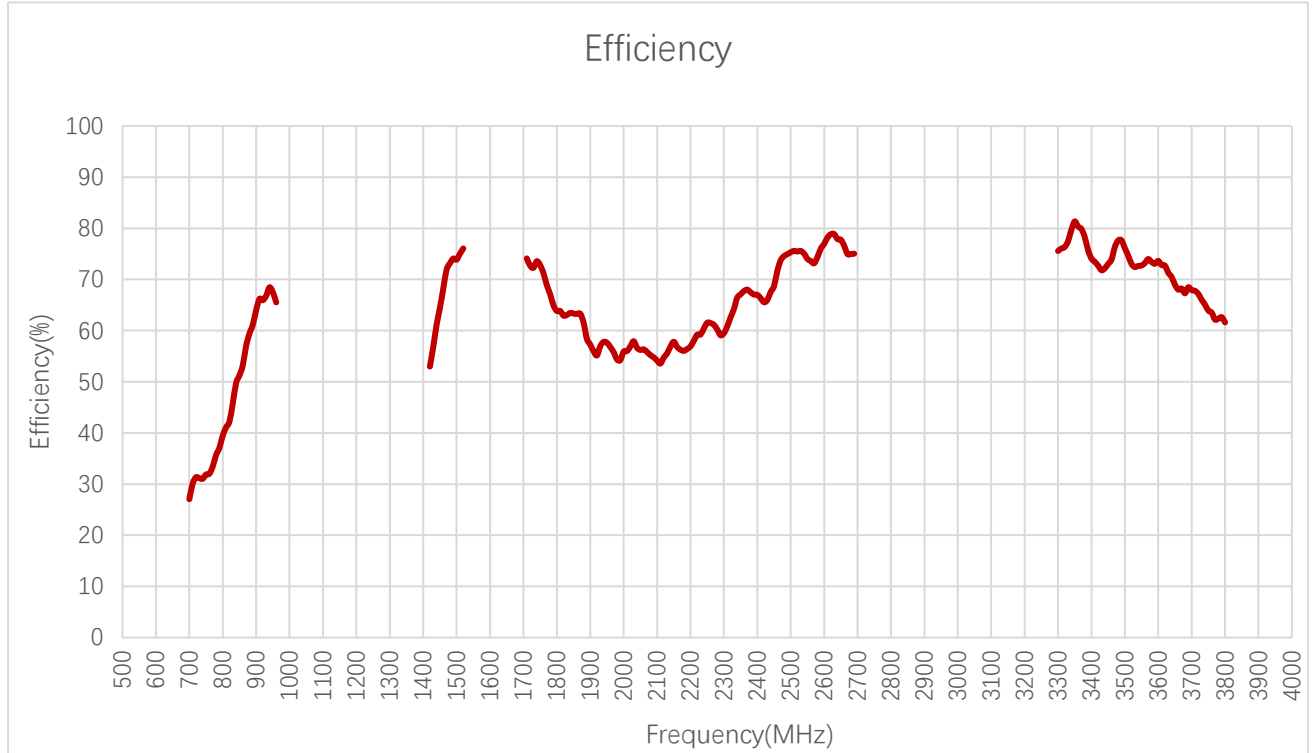


Return Loss (dB)

Frequency (MHz)	600	630	710	830	900	960	1440	1710	1740	1880
Return Loss (dB)	-	-	-2.4	-5.2	-10.8	-21.6	-9.0	-12.6	-11.1	-6.7
Frequency (MHz)	1950	2140	2350	2450	2600	3600	4700	5000	5500	6000
Return Loss (dB)	-5.6	-4.8	-5.8	-6.7	-9.9	-9.3	-	-	-	-

3.2. Radiation Performance Test

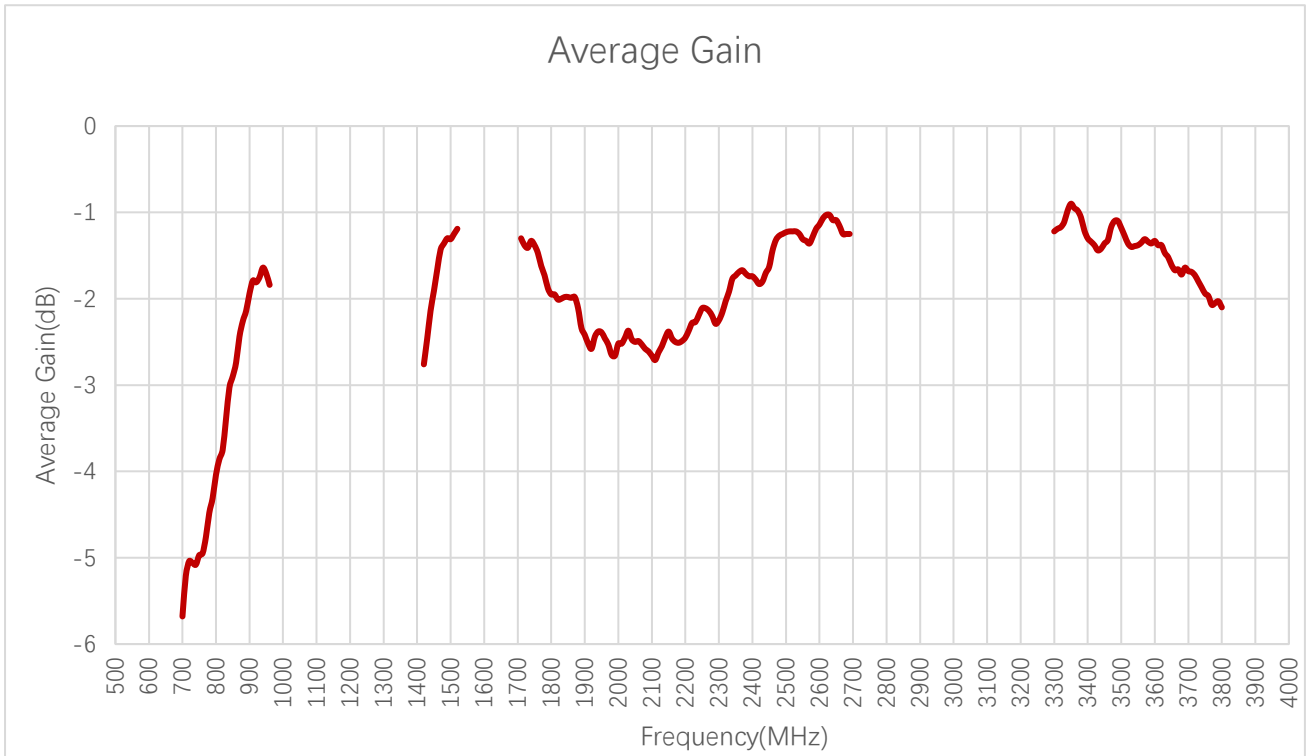
3.2.1. Efficiency



Efficiency (%)

Frequency (MHz)	600	630	710	830	900	960	1440	1710	1740	1880
Efficiency (%)	-	-	30.1	45.8	64.0	65.5	61.1	74.1	73.6	61.6
Frequency (MHz)	1950	2140	2350	2450	2600	3600	4700	5000	5500	6000
Efficiency (%)	57.6	56.9	67.1	68.7	77.0	73.6	-	-	-	-

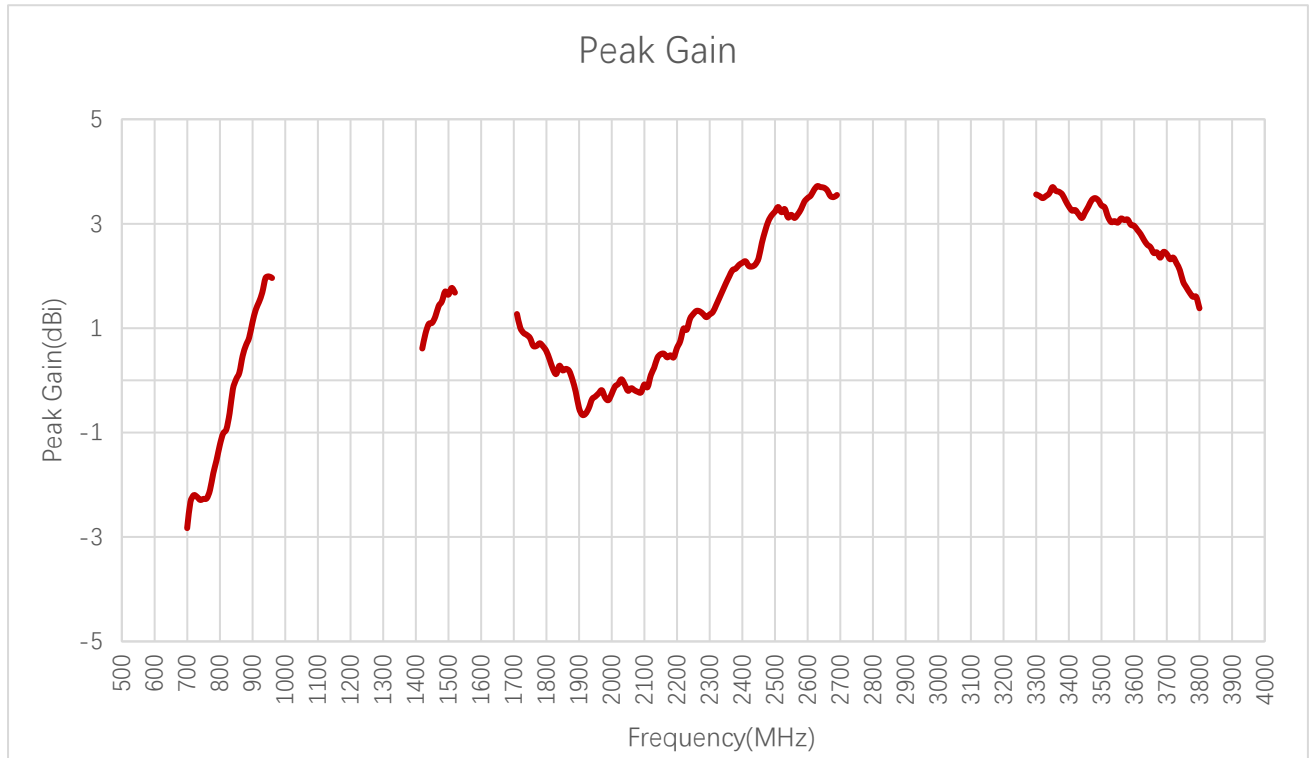
3.2.2. Average Gain



Average Gain (dB)

Frequency (MHz)	600	630	710	830	900	960	1440	1710	1740	1880
Average Gain (dB)	-	-	-5.2	-3.4	-1.9	-1.8	-2.1	-1.3	-1.3	-2.1
Frequency (MHz)	1950	2140	2350	2450	2600	3600	4700	5000	5500	6000
Average Gain (dB)	-2.4	-2.5	-1.7	-1.6	-1.1	-1.3	-	-	-	-

3.2.3. Peak Gain



Peak Gain (dBi)

Frequency (MHz)	600	630	710	830	900	960	1440	1710	1740	1880
Peak Gain (dBi)	-	-	-2.3	-0.6	1.1	2.0	1.1	1.3	0.9	0.0
Frequency (MHz)	1950	2140	2350	2450	2600	3600	4700	5000	5500	6000
Peak Gain (dBi)	-0.3	0.4	1.9	2.3	3.5	3.0	-	-	-	-

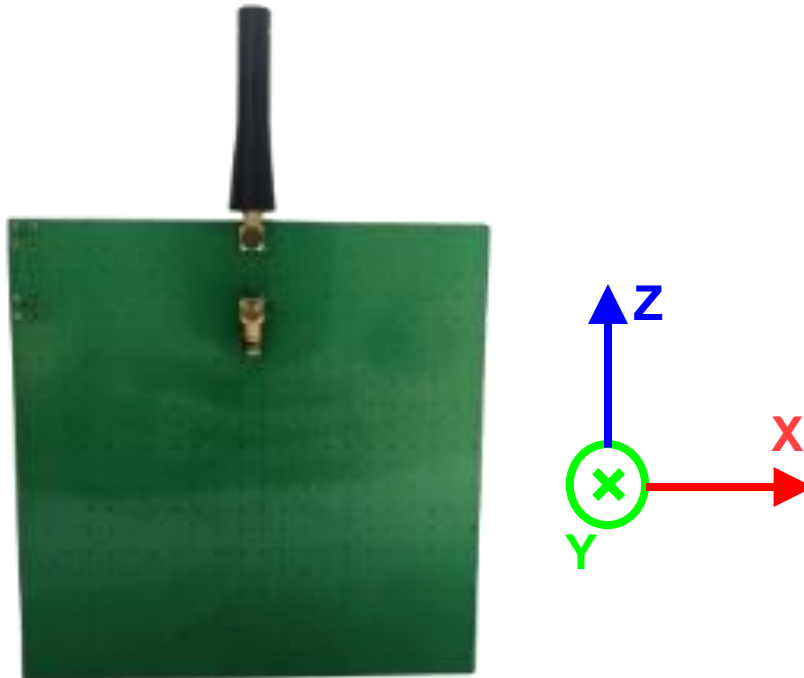
Max Peak Gain (dBi)

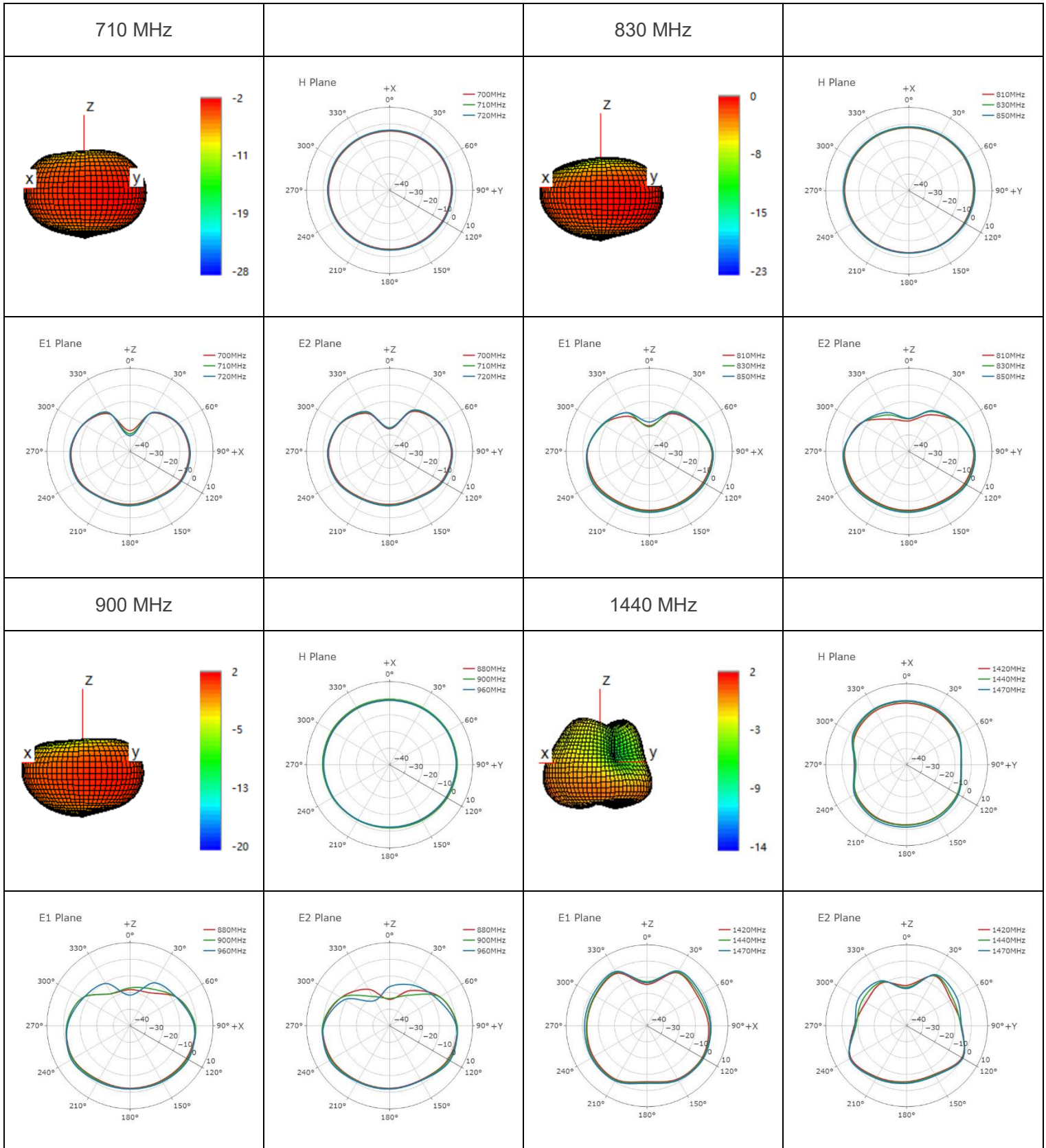
Band	B71	B12 /B13 /B28	B5 /B8 /B26	n74 /n75 /n76	B1 /B2 /B3	B40	Wi-Fi 2G	B38 /B41	B42 /B48 /n77	n79	Wi-Fi 5G
Frequency (MHz)	-	810	940	1510	1710	2400	2490	2620	3350	-	-
Peak Gain (dBi)	-	-1.0	2.0	1.8	1.3	2.3	3.2	3.7	3.7	-	-

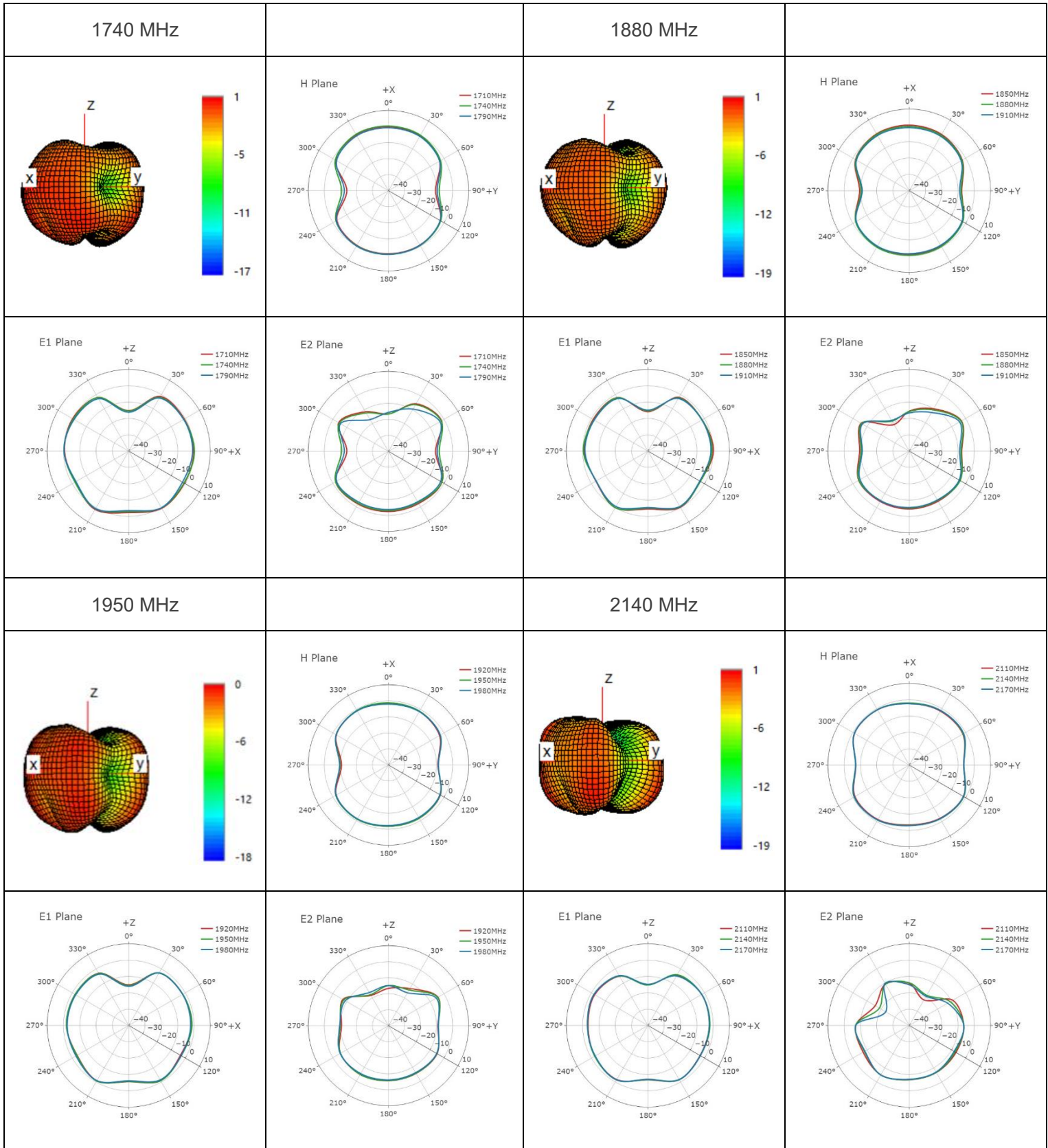
3.2.4. 3D & 2D Radiation Pattern

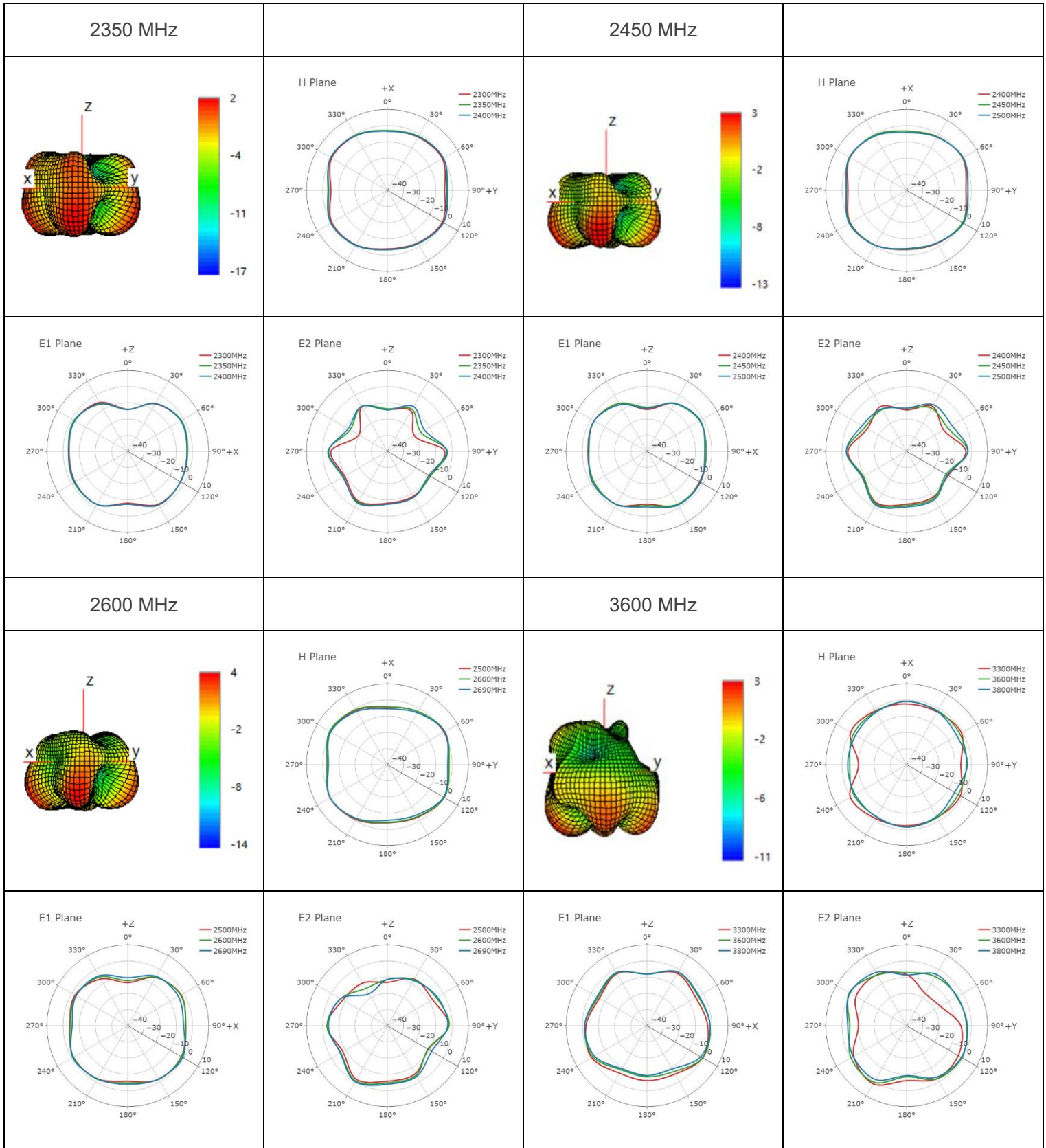
3.2.4.1. Test Condition: 130 mm × 130 mm EVB

- Test Chamber: HF-G-1

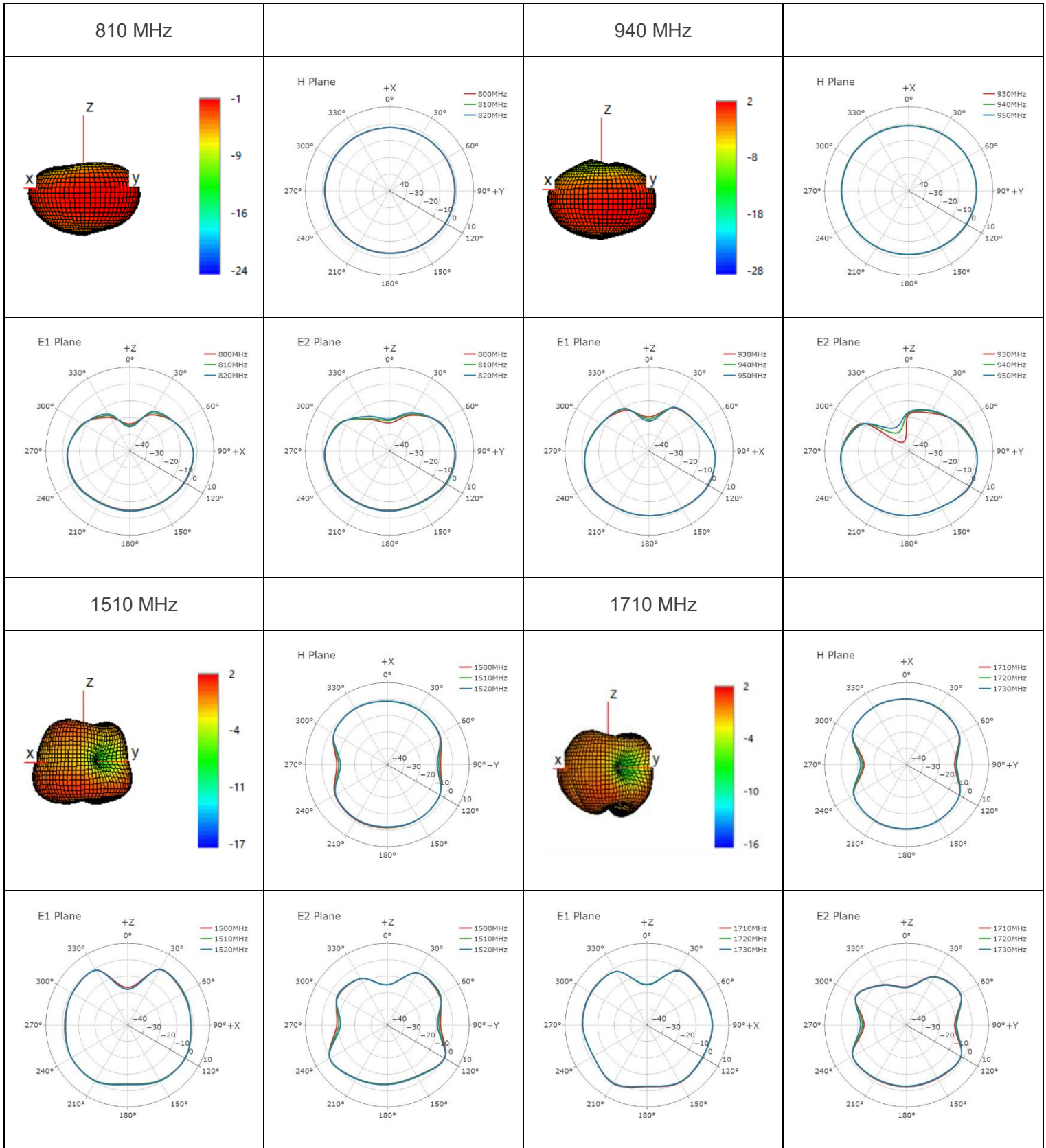


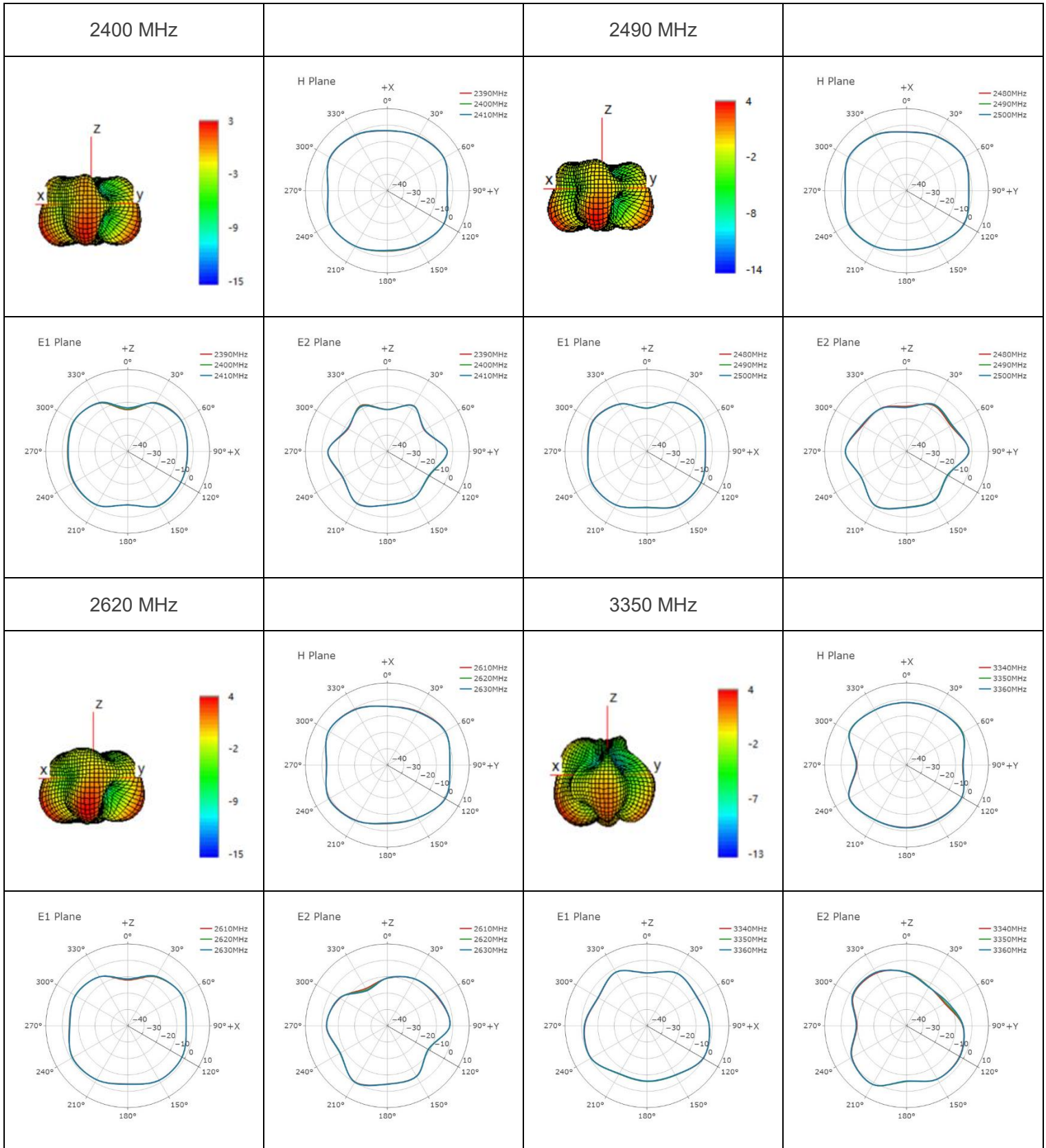




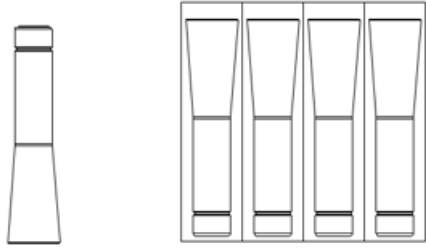
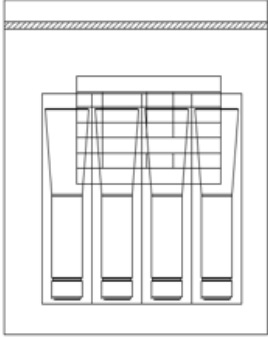
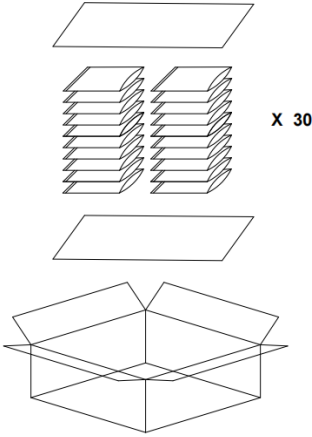


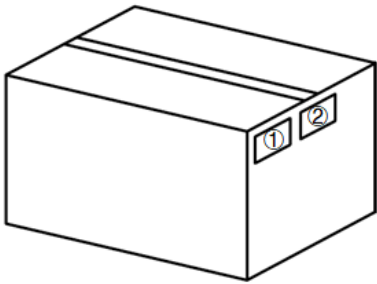
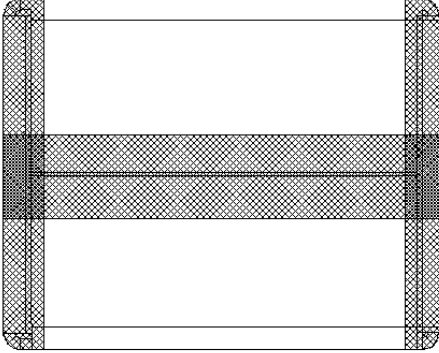
● **Max Peak Gain**





4 Packaging

Step	Packaging Picture / 2D Picture	Description
1	 <p>10 pcs/One-piece bag</p>	<p>10 pcs antenna products in a one-piece bag. (10 PCS Antennas / One-piece Bag)</p>
2	 <p>40 pcs / PE Bag</p>	<p>40 pcs antenna products in a PE bag. (40 PCS Antennas / PE Bag)</p>
3	 <p>x 30</p>	<p>(30 PE Bags / Carton Box) (1200 PCS Antennas / Carton Box) Estimated quantity Products that cannot fill the entire carton box are packed in a suitable size carton box. <u>Carton Size:</u> <u>L × W × H = 325 × 325 × 200 mm</u></p>

4		<p>Position for Attaching Labels</p> <ul style="list-style-type: none"> ① Carton Label ② Quality Label
5		<p>Sealing Cartons H-shaped sealing cartons</p>
Note	<p>The initial packaging method described above is for reference only, and the final actual packaging method shall be subject to the actual shipping packaging.</p>	

Contact Us

At Quectel, our aim is to provide timely and comprehensive services to our customers. If you require any assistance, please contact our headquarters:

Quectel Wireless Solutions Co., Ltd.

Building 5, Shanghai Business Park Phase III (Area B), No.1016 Tianlin Road, Minhang District, Shanghai 200233, China

Tel: +86 21 5108 6236

Email: info@quectel.com

Or our local offices. For more information, please visit:

<http://www.quectel.com/support/sales.htm>.

For technical support, or to report documentation errors, please visit:

<http://www.quectel.com/support/technical.htm>.

Or email us at: support@quectel.com.

Legal Notices

We offer information as a service to you. The provided information is based on your requirements and we make every effort to ensure its quality. You agree that you are responsible for using independent analysis and evaluation in designing intended products, and we provide reference designs for illustrative purposes only. Before using any hardware, software or service guided by this document, please read this notice carefully. Even though we employ commercially reasonable efforts to provide the best possible experience, you hereby acknowledge and agree that this document and related services hereunder are provided to you on an “as available” basis. We may revise or restate this document from time to time at our sole discretion without any prior notice to you.

Use and Disclosure Restrictions

License Agreements

Documents and information provided by us shall be kept confidential, unless specific permission is granted. They shall not be accessed or used for any purpose except as expressly provided herein.

Copyright

Our and third-party products hereunder may contain copyrighted material. Such copyrighted material shall not be copied, reproduced, distributed, merged, published, translated, or modified without prior written consent. We and the third party have exclusive rights over copyrighted material. No license shall be granted or conveyed under any patents, copyrights, trademarks, or service mark rights. To avoid ambiguities, purchasing in any form cannot be deemed as granting a license other than the normal non-exclusive, royalty-free license to use the material. We reserve the right to take legal action for noncompliance with abovementioned requirements, unauthorized use, or other illegal or malicious use of the material.

Trademarks

Except as otherwise set forth herein, nothing in this document shall be construed as conferring any rights to use any trademark, trade name or name, abbreviation, or counterfeit product thereof owned by Quectel or any third party in advertising, publicity, or other aspects.

Third-Party Rights

This document may refer to hardware, software and/or documentation owned by one or more third parties (“third-party materials”). Use of such third-party materials shall be governed by all restrictions and obligations applicable thereto.

We make no warranty or representation, either express or implied, regarding the third-party materials, including but not limited to any implied or statutory, warranties of merchantability or fitness for a particular purpose, quiet enjoyment, system integration, information accuracy, and non-infringement of any third-party intellectual property rights with regard to the licensed technology or use thereof. Nothing herein constitutes a representation or warranty by us to either develop, enhance, modify, distribute, market, sell, offer for sale, or otherwise maintain production of any our products or any other hardware, software, device, tool, information, or product. We moreover disclaim any and all warranties arising from the course of dealing or usage of trade.

Privacy Policy

To implement module functionality, certain device data are uploaded to Quectel's or third-party's servers, including carriers, chipset suppliers or customer-designated servers. Quectel, strictly abiding by the relevant laws and regulations, shall retain, use, disclose or otherwise process relevant data for the purpose of performing the service only or as permitted by applicable laws. Before data interaction with third parties, please be informed of their privacy and data security policy.

Disclaimer

- a) We acknowledge no liability for any injury or damage arising from the reliance upon the information.
- b) We shall bear no liability resulting from any inaccuracies or omissions, or from the use of the information contained herein.
- c) While we have made every effort to ensure that the functions and features under development are free from errors, it is possible that they could contain errors, inaccuracies, and omissions. Unless otherwise provided by valid agreement, we make no warranties of any kind, either implied or express, and exclude all liability for any loss or damage suffered in connection with the use of features and functions under development, to the maximum extent permitted by law, regardless of whether such loss or damage may have been foreseeable.
- d) We are not responsible for the accessibility, safety, accuracy, availability, legality, or completeness of information, advertising, commercial offers, products, services, and materials on third-party websites and third-party resources.

Copyright © Quectel Wireless Solutions Co., Ltd. 2025. All rights reserved.

Revision History

Version	Date	Author	Note
-	2024-02-02	Mordecai LIU/ Bailey ZHANG/ David LIU/ Aria CHU	Creation of the document
1.0	2024-02-02	Mordecai LIU/ Bailey ZHANG/ David LIU/ Aria CHU	First official release
1.1	2024-04-10	Mordecai LIU Aria CHU	Changed homepage description from 5G to 4G.
2.0	2024-06-27	Mordecai LIU/ Aria CHU	Numerous changes were made to this document. It should be read in its entirety.
2.1	2025-03-06	Allow XU/ Rainey LIAO	1. Updated the starting frequency band to 698 MHz. 2. Updated the packaging (Chapter 4).
2.2	2025-04-24	Rainey LIAO	Updated the antenna image (Cover page).

QUECTEL

www.quectel.com