



Antenna Datasheet

Product OC: YECA000J1AM

Version: 1.2

Date: 2025-05-19

Status: Released

Product Name: 4G Adhesive Mount Low Profile Monopole External
Antenna

Key Features:

Frequency Band: 698–960 MHz, 1710–2690 MHz

Dimensions: 16 mm × 60 mm × 6.3 mm

Efficiency: Up to 80 % (EVB)

RoHS and REACH Compliant

Overview

YECA000J1AM is a 4G rubber antenna measuring 16 × 60 × 6.3 mm. This ultra-wide-band antenna provides broad coverage from 698–960 MHz, 1710–2690 MHz whilst offering backward-compatibility to support 3G and 2G networks as well as LTE Cat-M and narrowband IoT (NB-IoT). The antenna is available with connection via cable lengths from 213 mm, terminated with SMA Male connector. This low profile, terminal mount omni-directional antenna, ideal for applications where the antenna is required to be discrete, is easy to install with maximum durability assured thanks to its PC+ABS enclosure. It is compatible with Quectel's RM520x Series modules.

It allows constant and reliable transmission and reception due to its omni-directional gain across all frequency bands. The YECA000J1AM is designed as an active antenna, which offers high efficiency in all working bands. It is a perfect antenna product for customers that desire highest performance. This high-efficiency, high-gain omni-directional antenna is ideally suited for smart metering, remote monitoring, vehicle tracking and telematics, and many other IoT devices. It is suitable for outdoor and indoor applications due to its PC enclosure.

Typical applications include:

- Asset Tracking
- Smart Metering
- Fleet Management
- IoT Sensors and Modules

Quectel provides comprehensive antenna design support such as simulation, testing and manufacturing for custom antenna solutions to meet your specific application needs. We have regional R & D centers to offer quick response to meet your requirements. Please contact our sales & FAEs if you have any requests.

Contents

Overview	1
Contents	2
1 Specification	3
1.1. Electrical.....	3
1.2. Mechanical & Environmental	5
2 Drawing	6
3 Detailed Performance	7
3.1. S-Parameter Test	7
3.1.1. VSWR	7
3.1.2. Return Loss.....	8
3.2. Radiation Performance Test.....	9
3.2.1. Efficiency.....	9
3.2.2. Average Gain	10
3.2.3. Peak Gain	11
3.2.4. 3D & 2D Radiation Pattern	12
3.2.4.1. Test Condition: Free Space	12
3.2.4.2. Test Condition: On 130 mm × 130 mm EVB	17
4 Packaging	22
Contact Us	24
Legal Notices	25
Revision History	27

1 Specification

Test Condition: Free Space & On 130 mm × 130 mm EVB

1.1. Electrical

Electrical	
Frequency Range	698–960 MHz, 1710–2690 MHz
Impedance	50 Ω
Polarization	Linear
Radiation Pattern	Omni-directional

Electrical – Detail													
SPEC	Band	Band	B71	B12 /B13 /B28	B5 /B8 /B26	n74 /n75 /n76	B1 /B2 /B3	B40	Wi-Fi 2G	B38 /B41	B42 /B48 /n77	n79	Wi-Fi 5G
	Band	Band	Band	Band	Band	Band	Band	Band	Band	Band	Band	Band	Band
	FS	600–700	700–810	820–960	1420–1520	1700–2170	2300–2400	2400–2500	2400–2500	2500–2690	3300–4200	4400–5000	5150–5850
Max. VSWR	FS	-	4.2	3.0	-	4.4	1.5	1.9	2.0	-	-	-	
	EVB	-	3.9	3.9	-	5.4	2.6	2.7	3.2	-	-	-	
Max. Return Loss (dB)	FS	-	-4.2	-6.0	-	-4.0	-13.6	-10.2	-9.5	-	-	-	
	EVB	-	-4.6	-4.6	-	-3.2	-7.2	-6.7	-5.6	-	-	-	
AVG Eff. (%)	FS	-	37.6	47.7	-	42.1	54.4	60.5	59.1	-	-	-	
	EVB	-	59.1	49.9	-	48.7	67.8	75.0	61.2	-	-	-	
AVG AVG Gain (dB)	FS	-	-4.3	-3.2	-	-3.8	-2.6	-2.2	-2.3	-	-	-	
	EVB	-	-2.3	-3.1	-	-3.2	-1.7	-1.2	-2.1	-	-	-	
Max. Peak Gain (dBi)	FS	-	0.8 (810)	1.9 (960)	-	3.8 (2160)	3.7 (2310)	3.6 (2430)	2.8 (2500)	-	-	-	

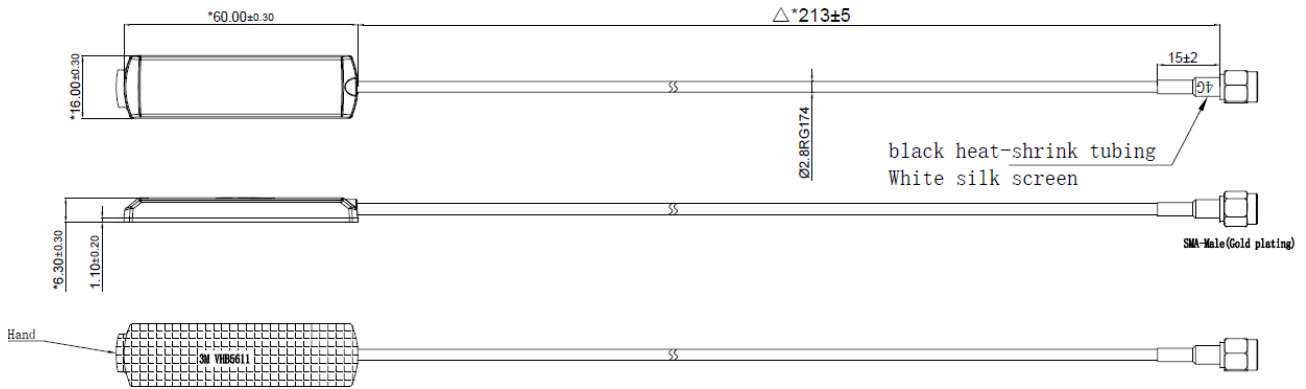
	EVB	-	2.4 (730)	3.2 (940)	-	3.8 (2030)	4.5 (2380)	4.5 (2420)	4.7 (2690)	-	-	-
VSWR	FS	≤ 4.4										
	EVB	≤ 5.4										
Return Loss	FS	≤ -4.0 dB										
	EVB	≤ -3.2 dB										
Peak Gain	FS	≤ 3.8 dBi										
	EVB	≤ 4.7 dBi										

- FS: Free Space
- EVB: On 130 mm × 130 mm EVB

1.2. Mechanical & Environmental

Mechanical	
Antenna Dimensions	16 mm × 60 mm × 6.3 mm
Material & Color	PC + ABS & Black
Cable Type & Color & Length	RG 174 & Black & 213 mm
Connector Type	SMA Male (Overgild)
Mounting Type	Adhesive
Weight	Typ. 10.3 g
Environmental	
Operation Temperature	-40 °C to +85 °C
Storage Temperature	-40 °C to +85 °C
RoHS & REACH Compliant	Yes

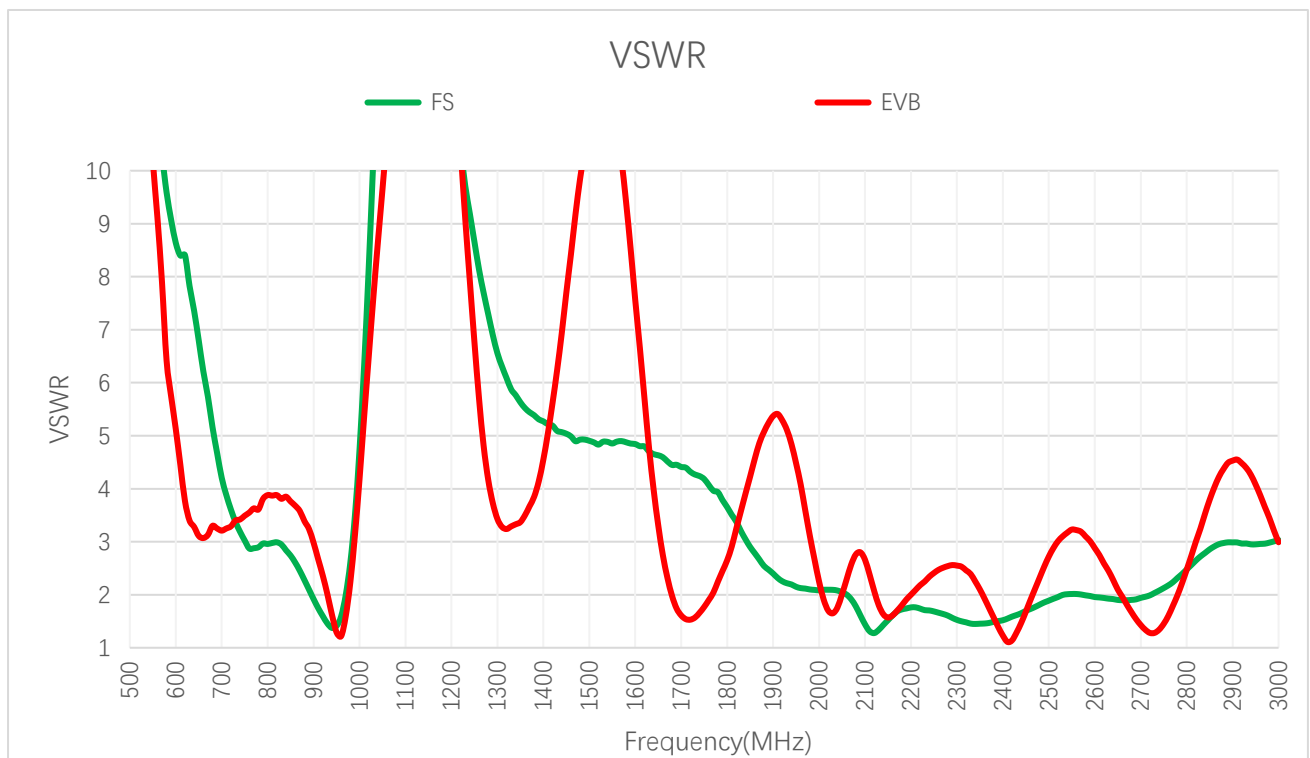
2 Drawing



3 Detailed Performance

3.1. S-Parameter Test

3.1.1. VSWR

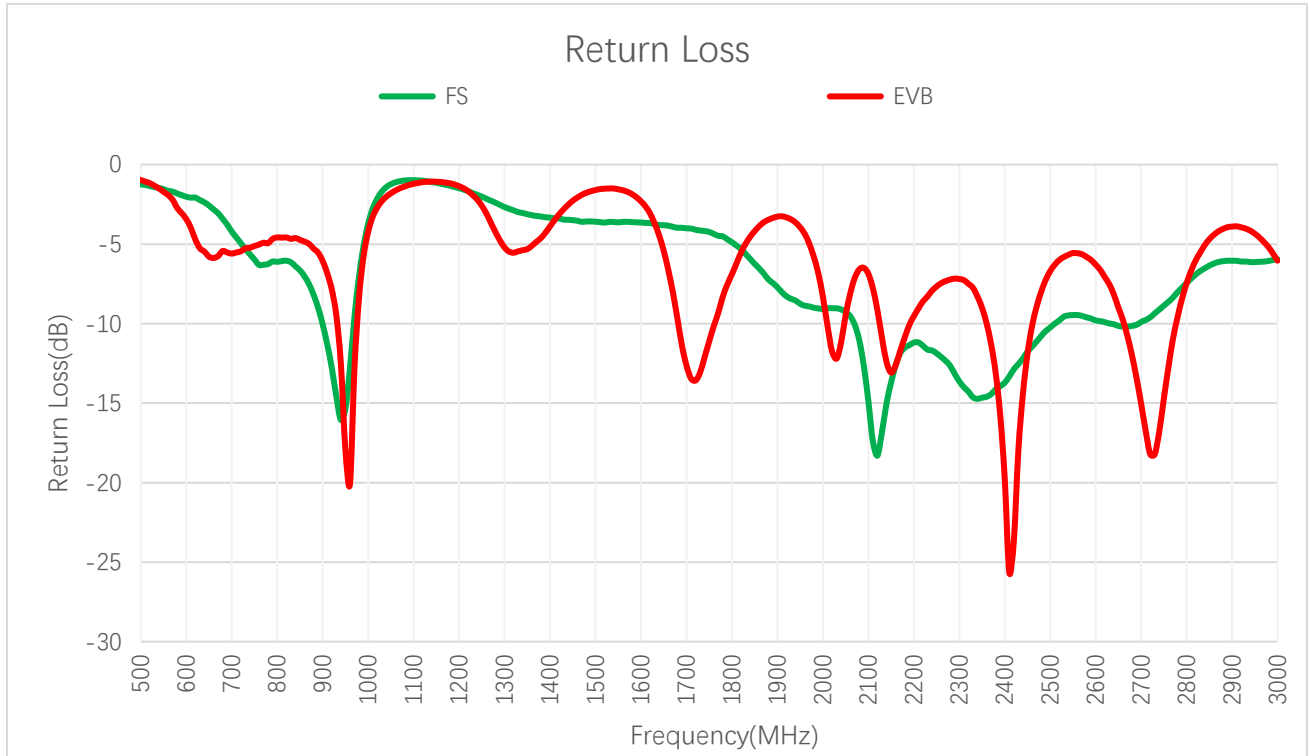


VSWR

Frequency (MHz)	600	630	710	830	900	960	1440	1710	1740	1880	
VSWR	FS	-	-	3.9	2.9	1.9	1.6	-	4.4	4.2	2.5
	EVB	-	-	3.3	3.8	3.0	1.2	-	1.5	1.7	5.1
Frequency (MHz)	1950	2140	2350	2450	2600	2690	4700	5000	5500	6000	
VSWR	FS	2.2	1.4	1.5	1.7	2.0	1.9	-	-	-	

EVB	4.5	1.6	2.1	1.7	2.9	1.5	-	-	-	-
------------	-----	-----	-----	-----	-----	-----	---	---	---	---

3.1.2. Return Loss

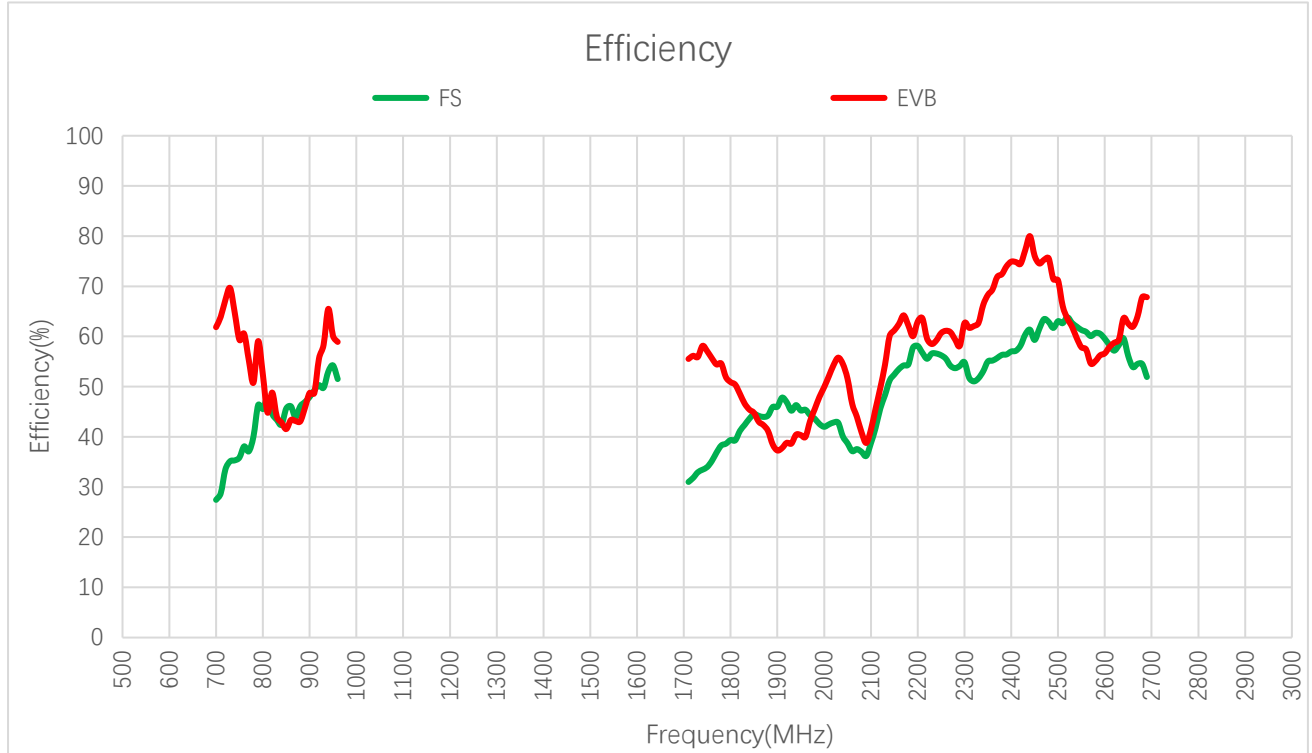


Return Loss (dB)

Frequency (MHz)		600	630	710	830	900	960	1440	1710	1740	1880
Return Loss (dB)	FS	-	-	-4.6	-6.1	-10.0	-12.8	-	-4.0	-4.2	-7.2
	EVB	-	-	-5.5	-4.7	-6.1	-20.1	-	-13.4	-12.1	-3.5
Frequency (MHz)		1950	2140	2350	2450	2600	2690	4700	5000	5500	6000
Return Loss (dB)	FS	-8.8	-15.0	-14.7	-11.8	-9.8	-10.1	-	-	-	-
	EVB	-3.9	-12.4	-9.0	-11.9	-6.3	-13.4	-	-	-	-

3.2. Radiation Performance Test

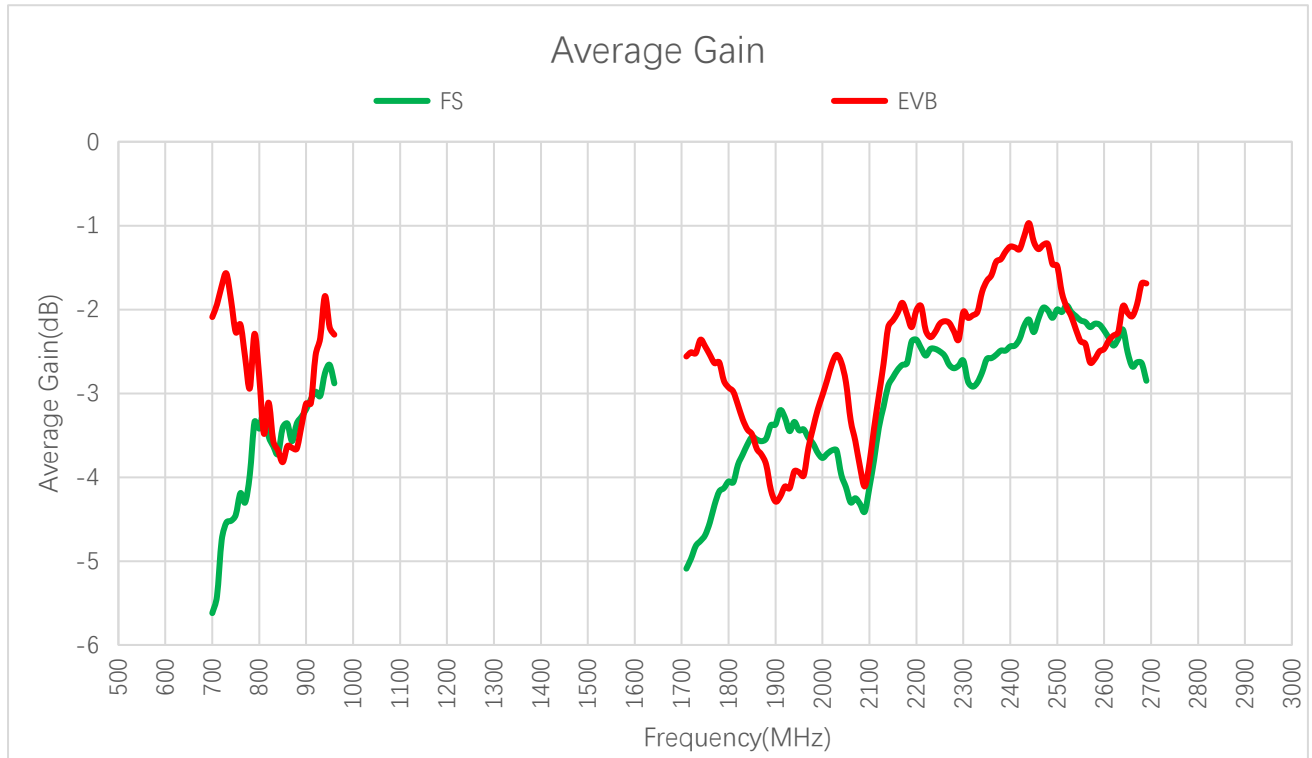
3.2.1. Efficiency



Efficiency (%)

Frequency (MHz)		600	630	710	830	900	960	1440	1710	1740	1880
Efficiency (%)	FS	-	-	28.7	43.4	47.9	51.5	-	31.0	33.5	44.3
	EVB	-	-	63.9	44.0	48.8	58.9	-	55.5	58.1	41.2
Frequency (MHz)		1950	2140	2350	2450	2600	2690	4700	5000	5500	6000
Efficiency (%)	FS	45.3	51.2	55.0	59.3	59.5	51.9	-	-	-	-
	EVB	40.4	60.1	68.3	76.1	56.6	67.8	-	-	-	-

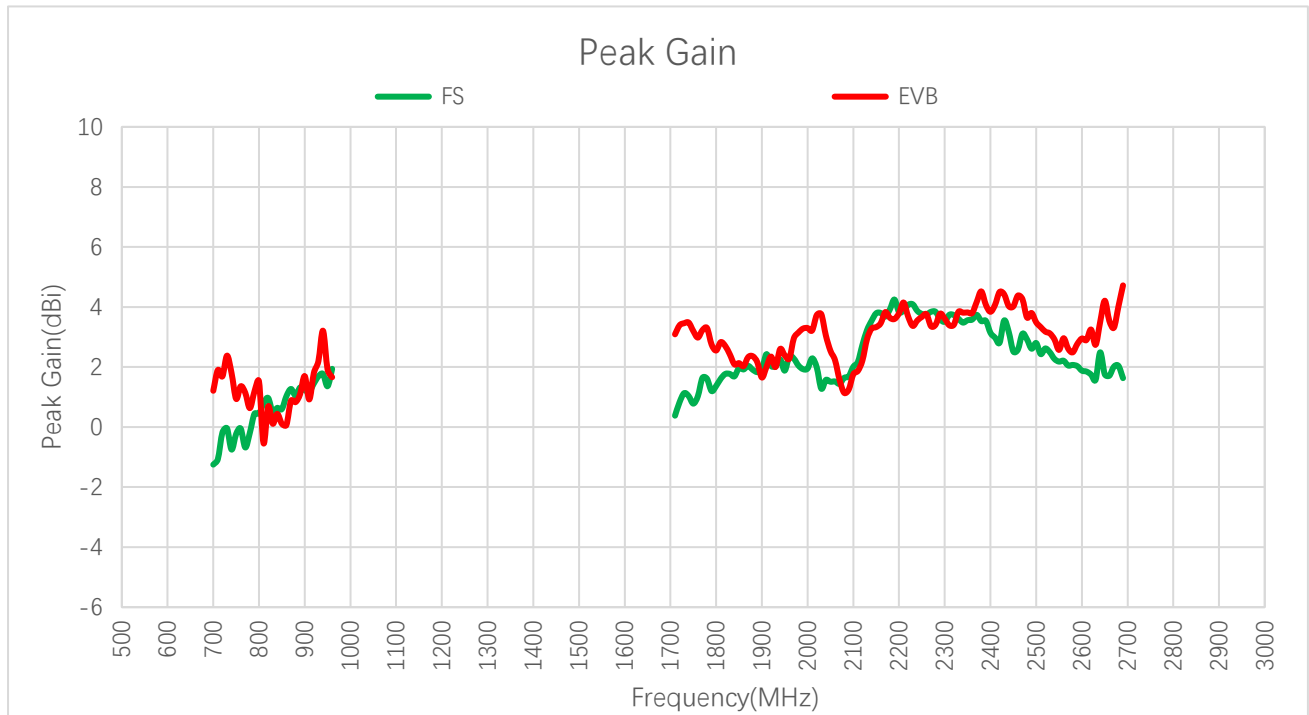
3.2.2. Average Gain



Average Gain (dB)

Frequency (MHz)		600	630	710	830	900	960	1440	1710	1740	1880
Average Gain (dB)	FS	-	-	-5.4	-3.6	-3.2	-2.9	-	-5.1	-4.8	-3.5
	EVB	-	-	-1.9	-3.6	-3.1	-2.3	-	-2.6	-2.4	-3.9
Frequency (MHz)		1950	2140	2350	2450	2600	2690	4700	5000	5500	6000
Average Gain (dB)	FS	-3.4	-2.9	-2.6	-2.3	-2.3	-2.9	-	-	-	-
	EVB	3.9	-2.2	-1.7	-1.2	-2.5	-1.7	-	-	-	-

3.2.3. Peak Gain



Peak Gain (dBi)

Frequency (MHz)	600	630	710	830	900	960	1440	1710	1740	1880	
Peak Gain (dBi)	FS	-	-	-1.1	0.5	1.2	1.9	-	0.4	1.0	1.9
	EVB	-	-	1.9	0.1	1.7	1.7	-	3.1	3.5	2.4
Frequency (MHz)	1950	2140	2350	2450	2600	2690	4700	5000	5500	6000	
Peak Gain (dBi)	FS	1.9	3.5	3.6	2.5	1.9	1.6	-	-	-	-
	EVB	2.4	3.3	3.8	4.0	3.0	4.7	-	-	-	-


Max Peak Gain (dBi)

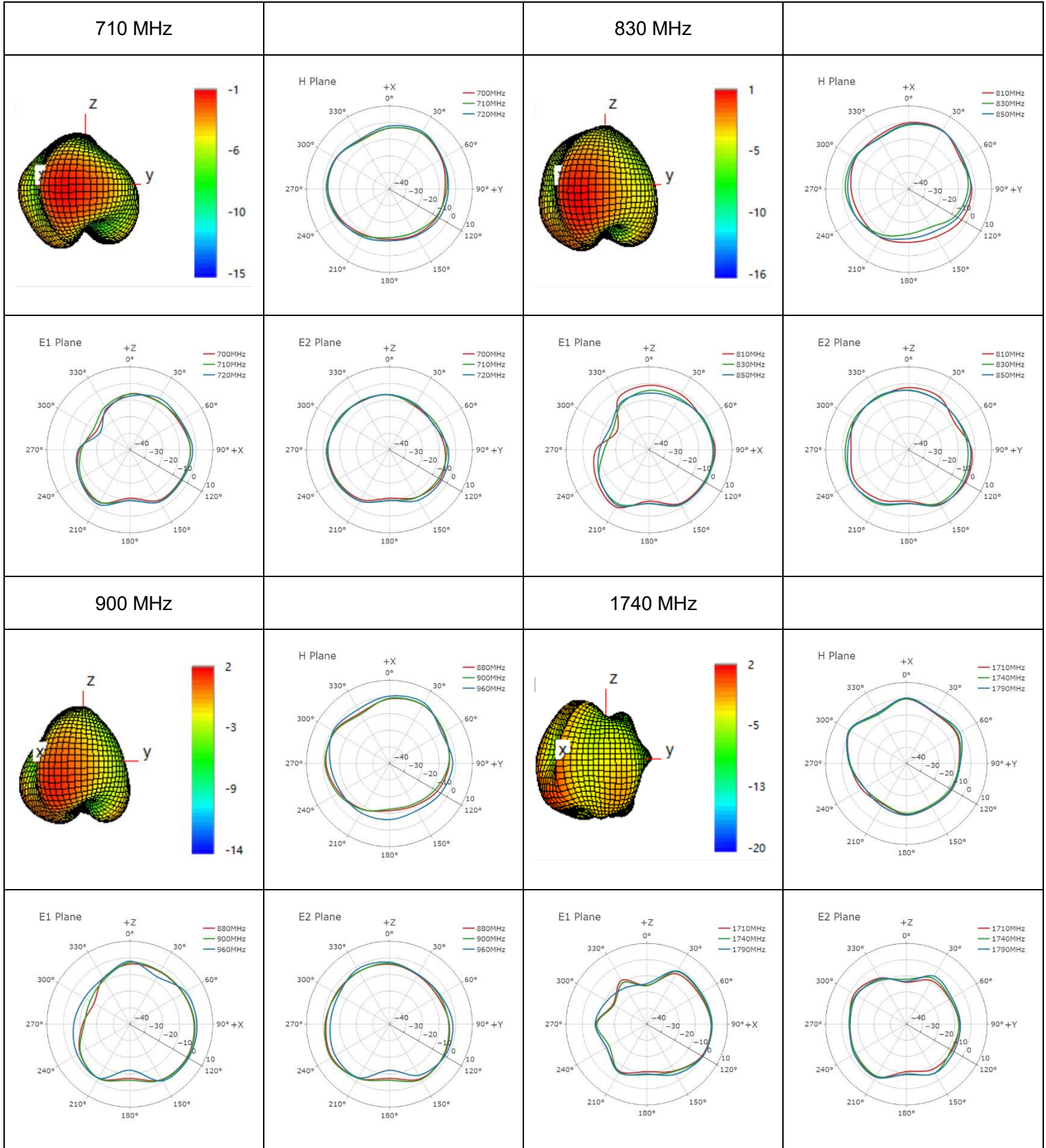
Band		B71	B12 /B13 /B28	B5 /B8 /B26	B1 /B2 /B3	B40	Wi-Fi 2G	B38 /B41
FS	Frequency (MHz)	-	810	960	2160	2310	2430	2500
	Peak Gain (dBi)	-	0.8	1.9	3.8	3.7	3.7	2.8
EVB	Frequency (MHz)	-	730	940	2030	2380	2420	2690
	Peak Gain (dBi)	-	2.4	3.2	3.8	4.5	4.5	4.7

3.2.4. 3D & 2D Radiation Pattern

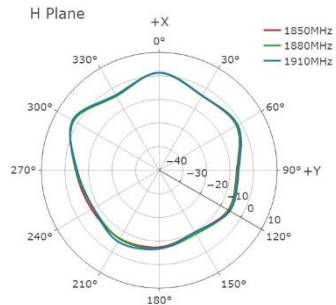
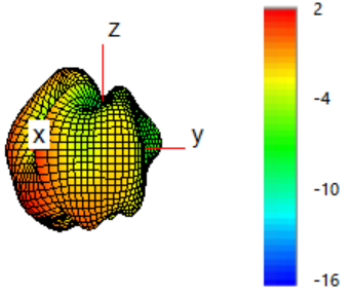
3.2.4.1. Test Condition: Free Space

- Test Chamber: HF-G-1

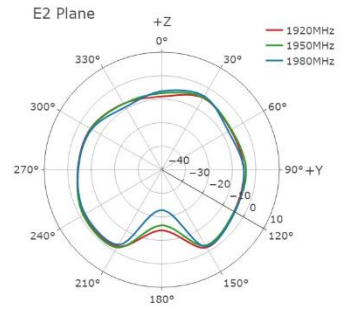
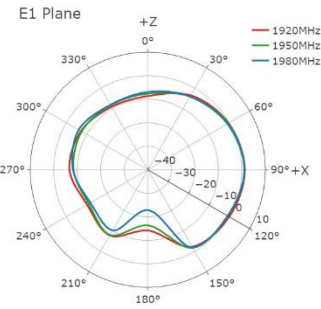
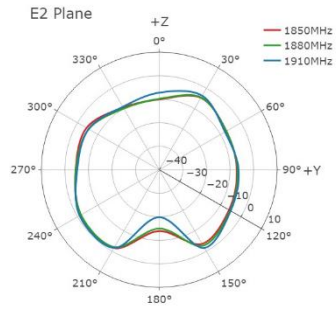
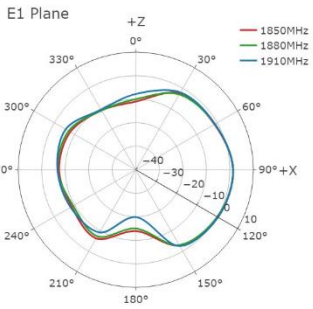
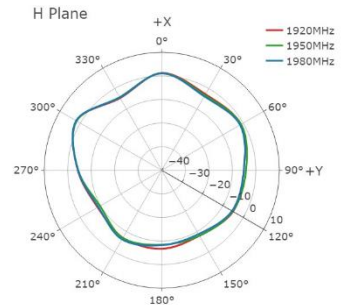
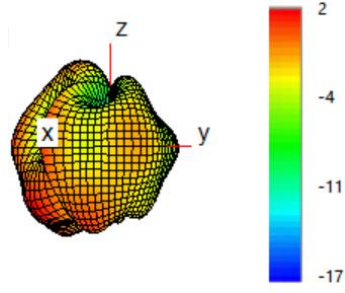




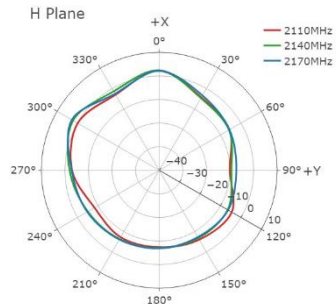
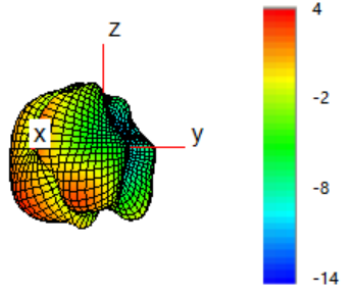
1880 MHz



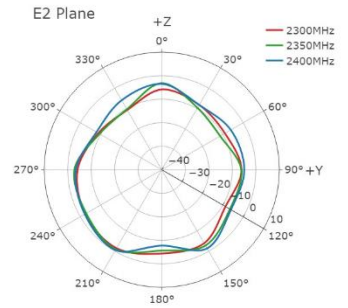
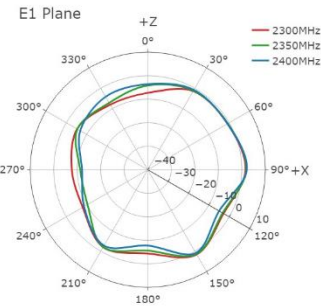
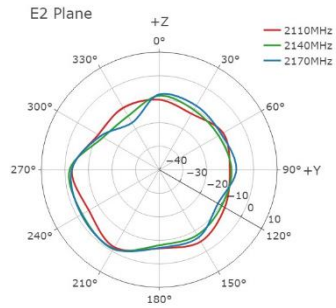
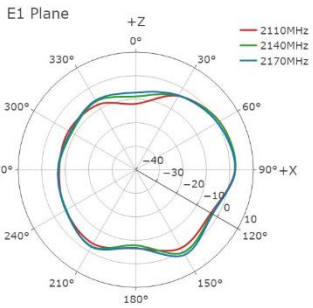
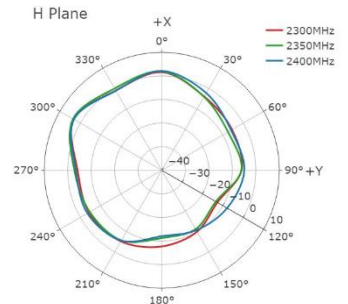
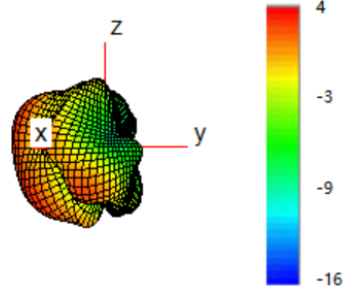
1950 MHz

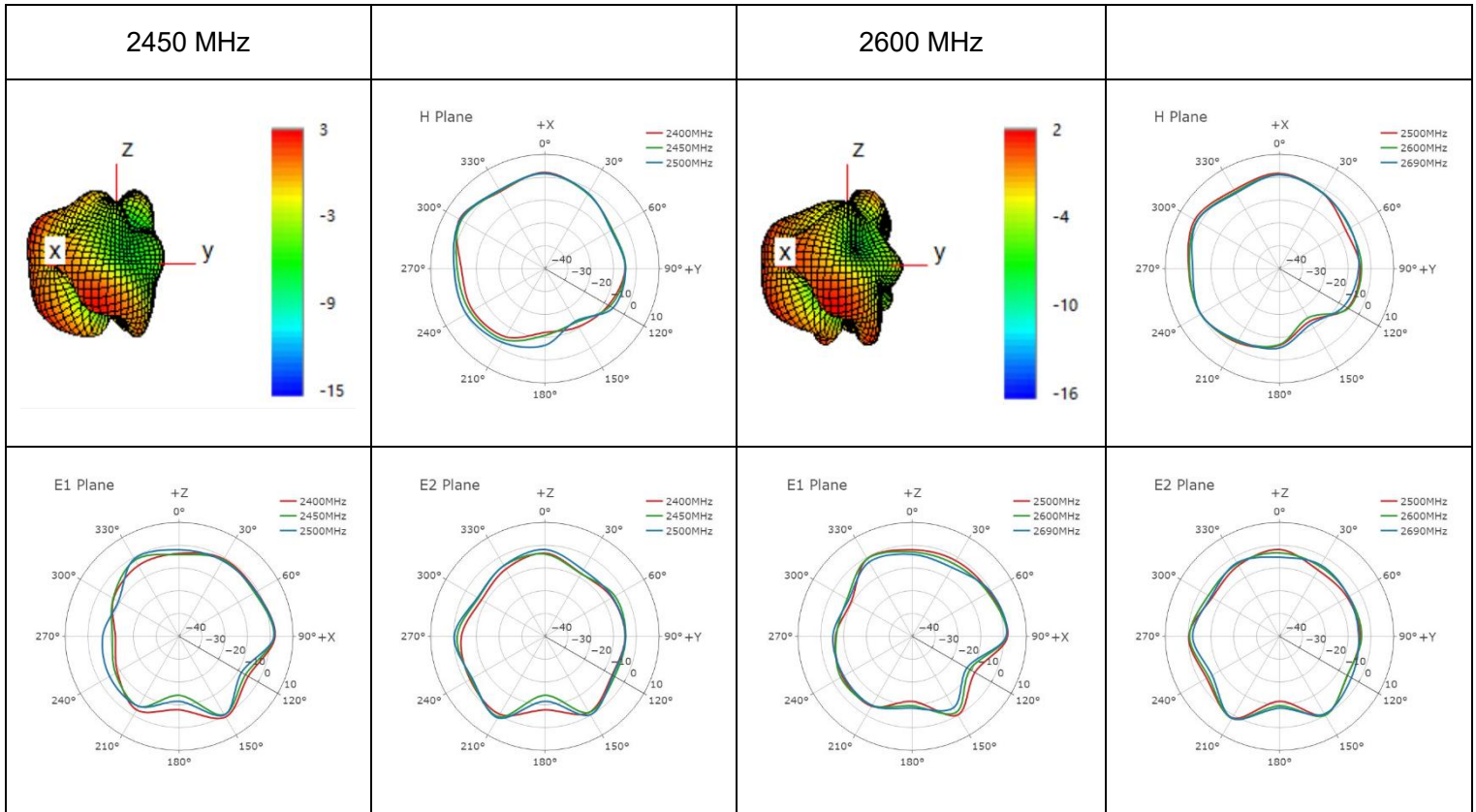


2140 MHz

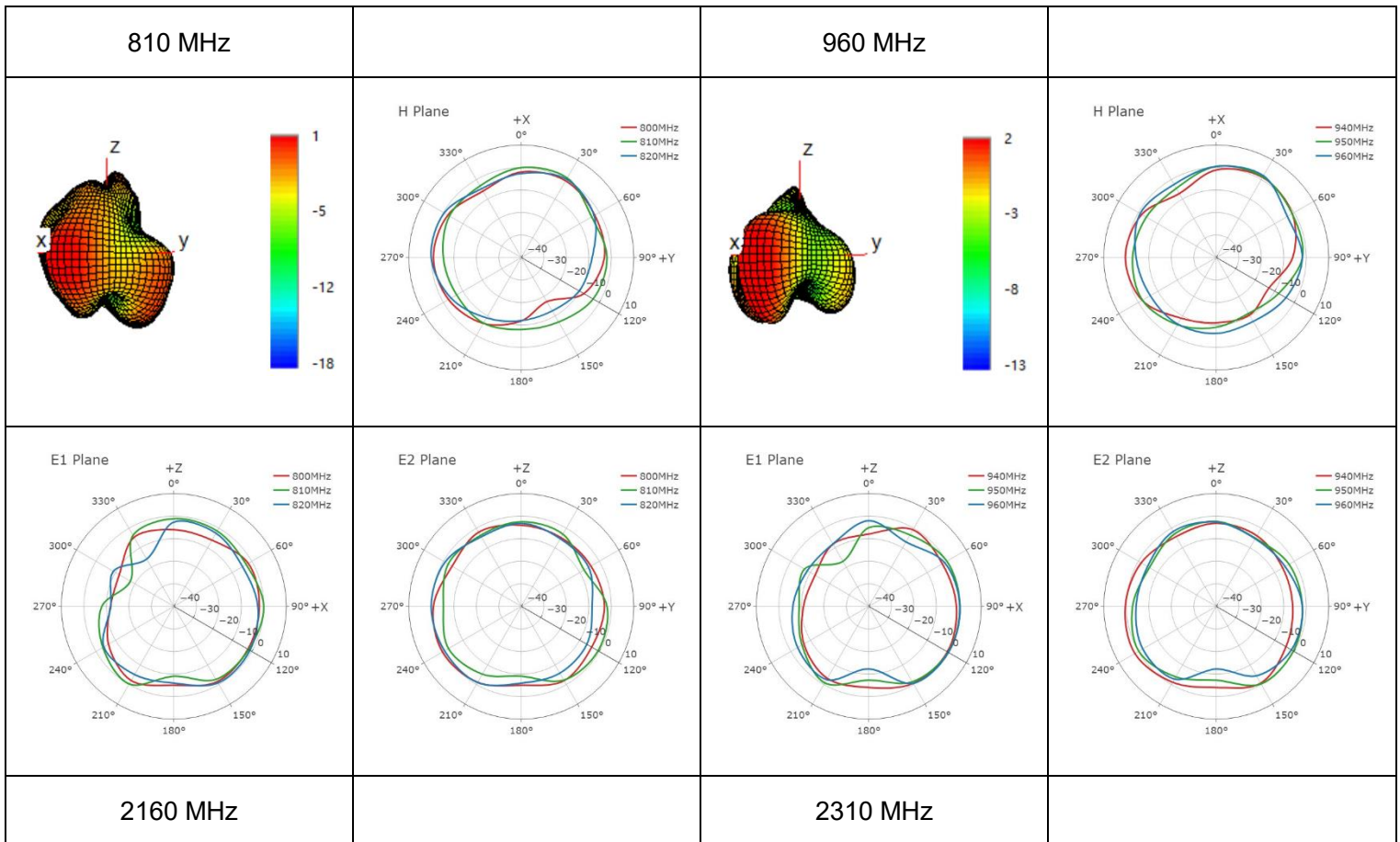


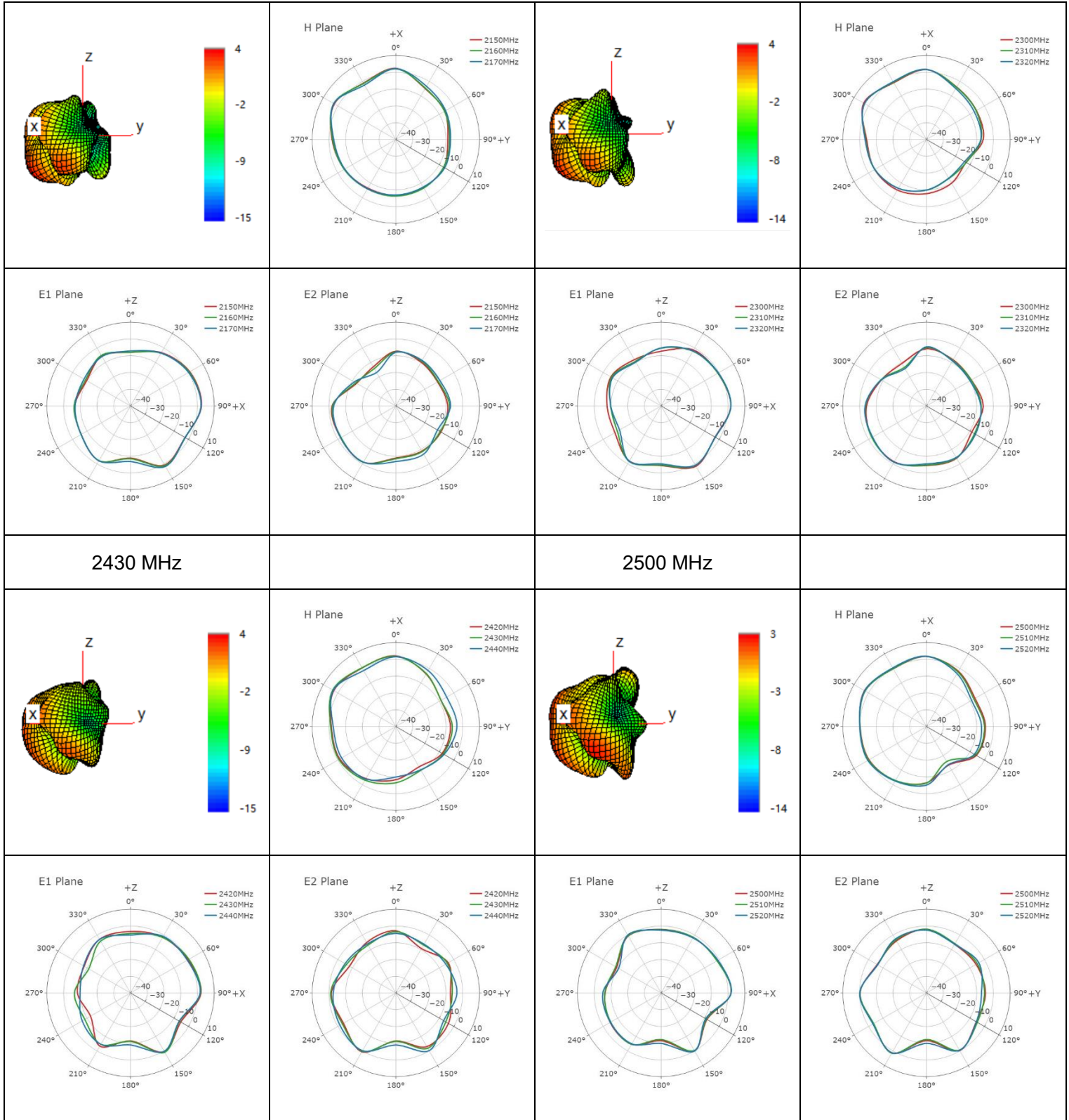
2350 MHz






● **Max Peak Gain**

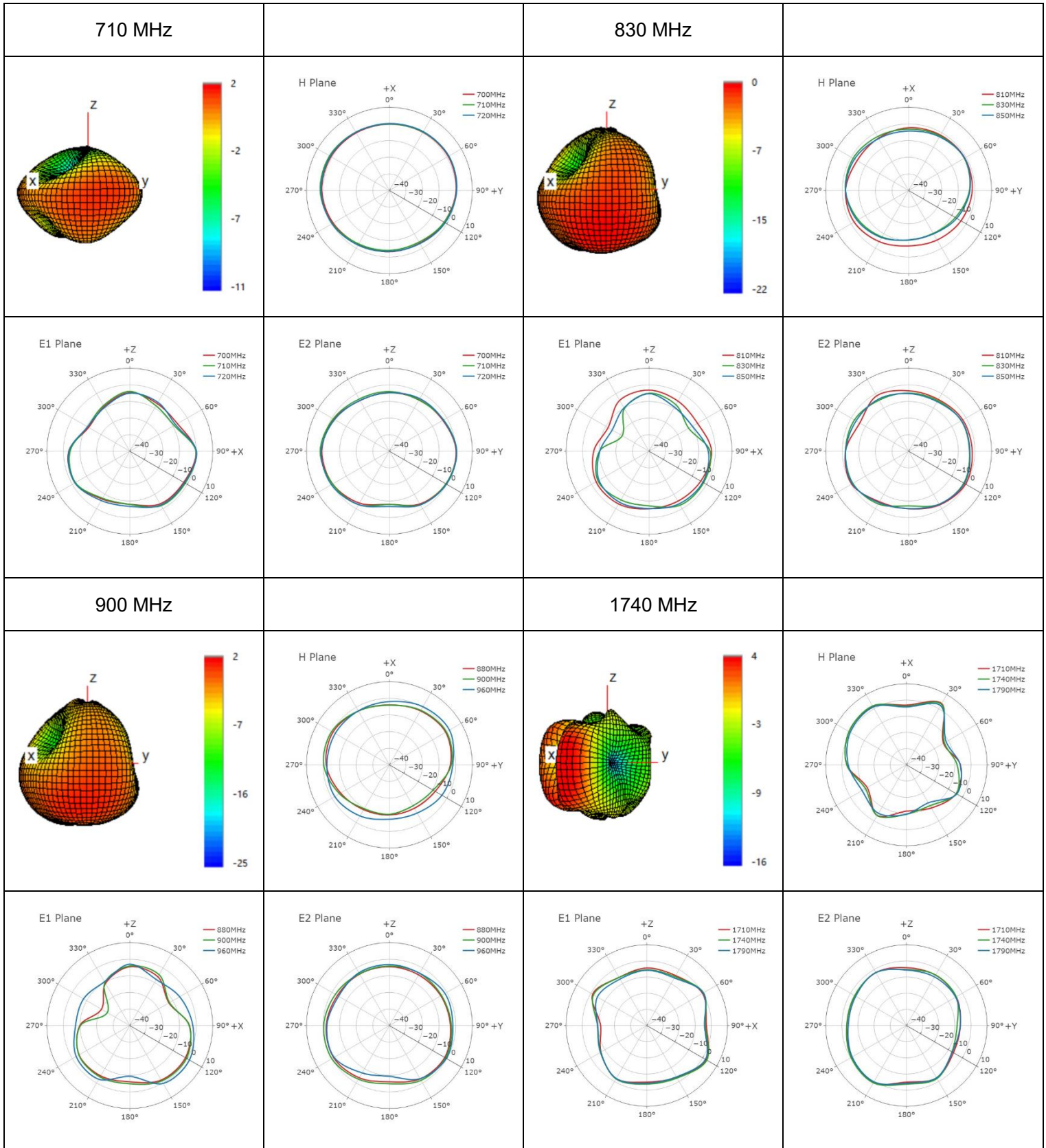




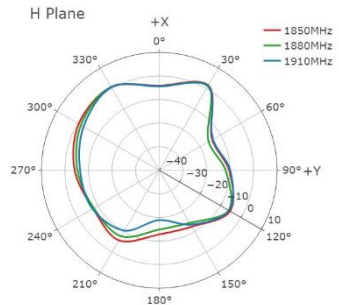
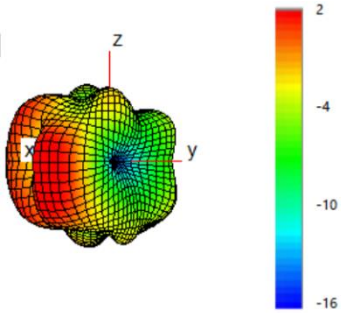
3.2.4.2. Test Condition: On 130 mm × 130 mm EVB

- Test Chamber: HF-G-1

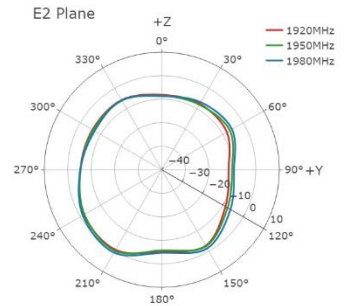
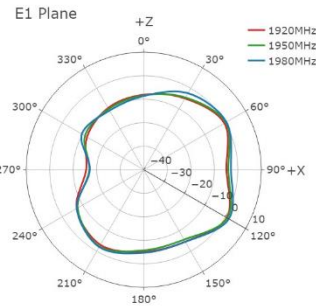
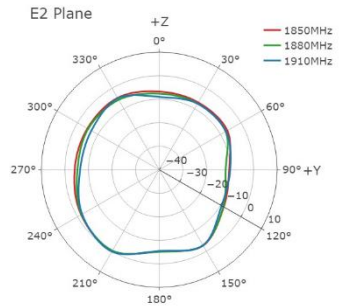
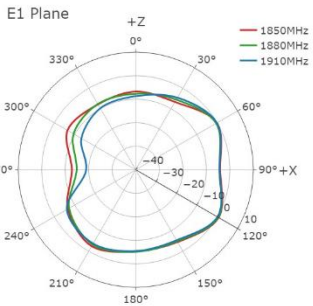
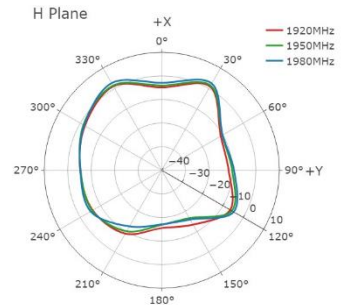
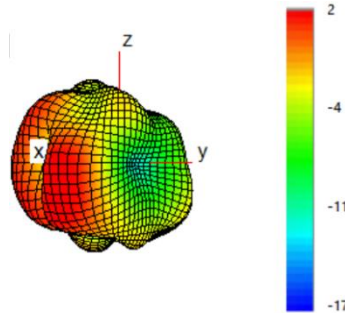




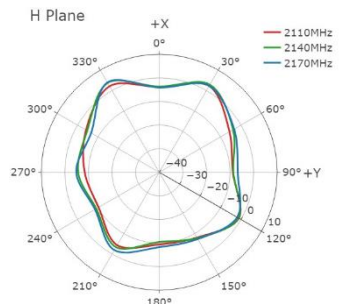
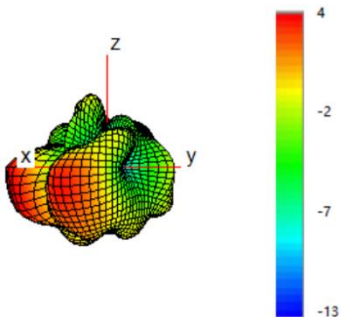
1880 MHz



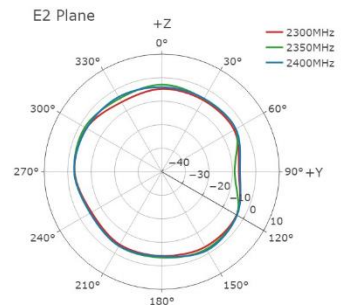
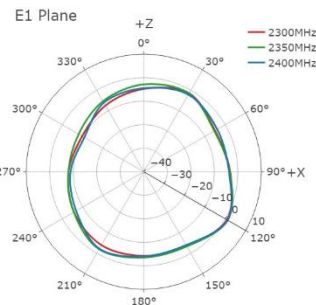
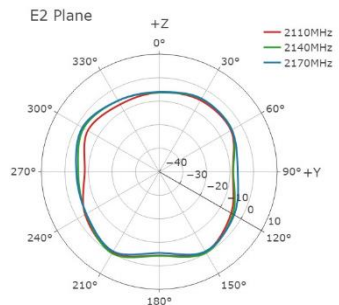
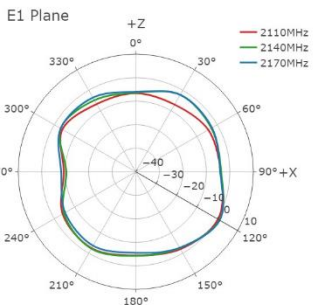
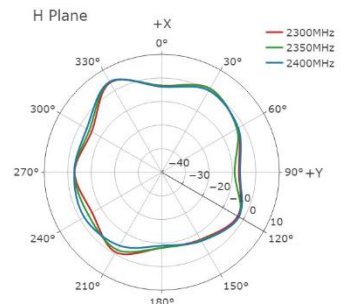
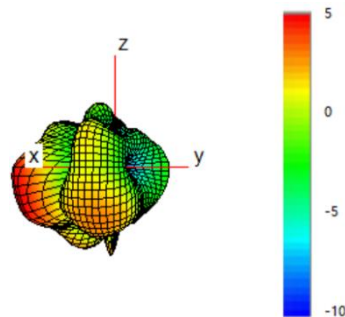
1950 MHz

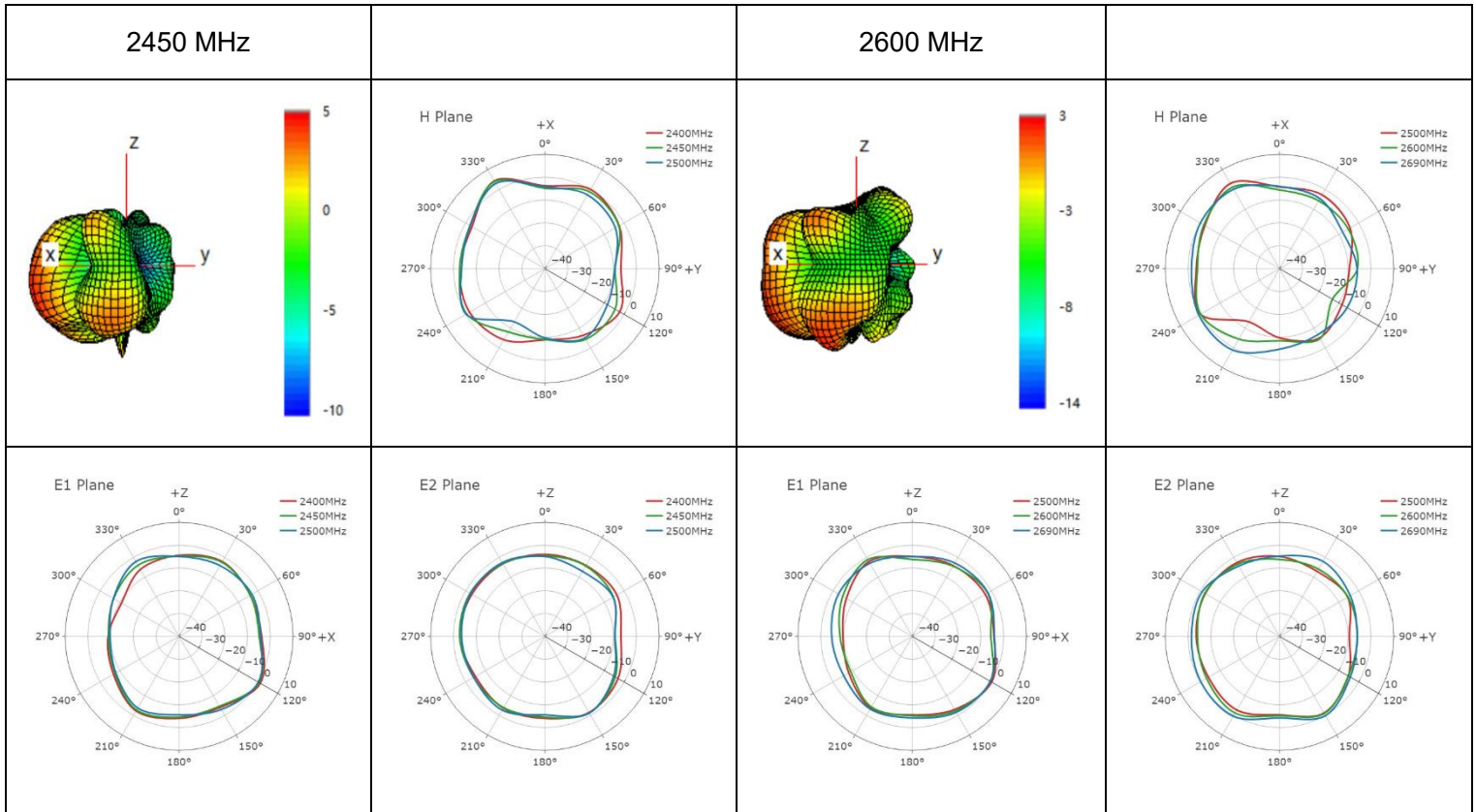


2140 MHz

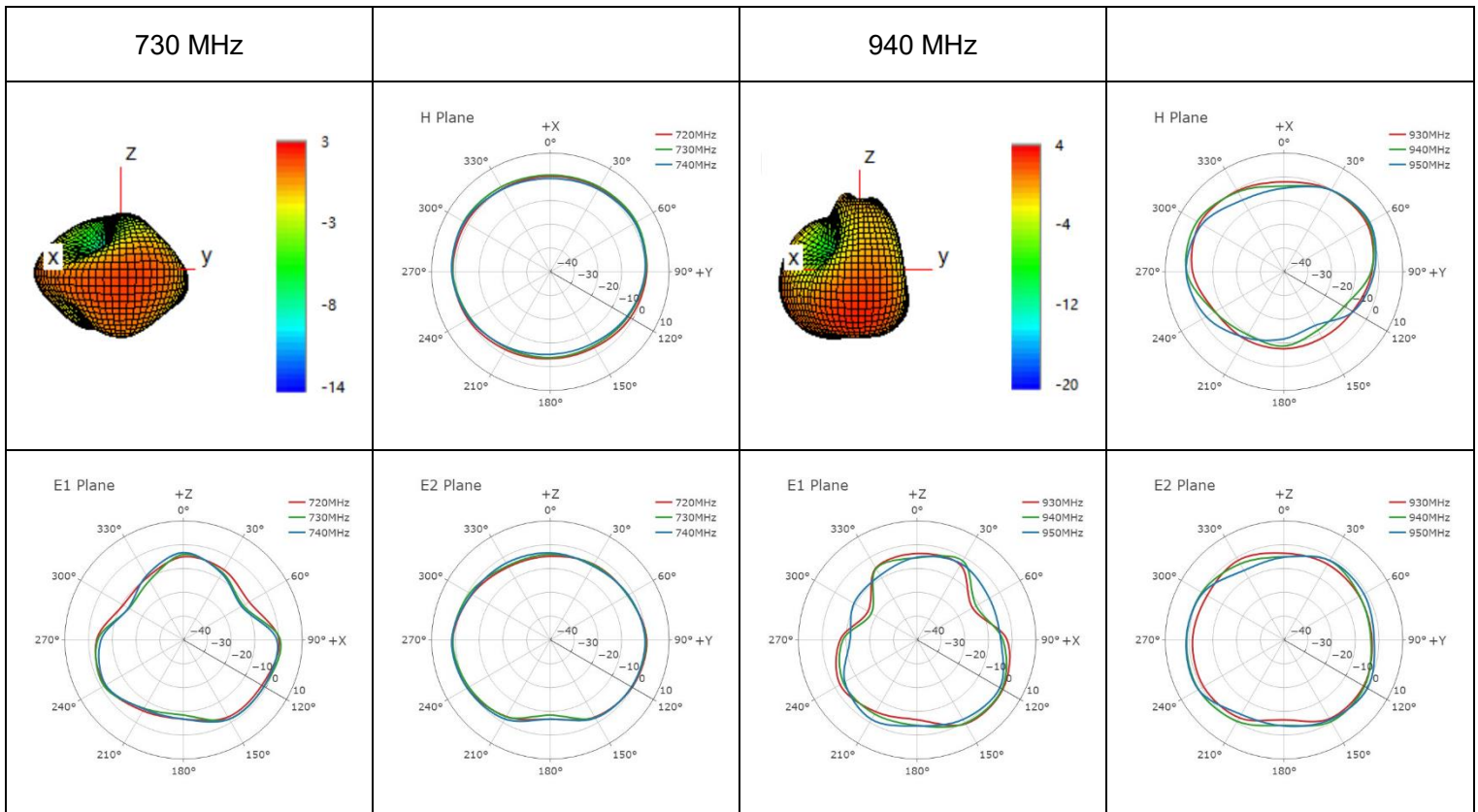


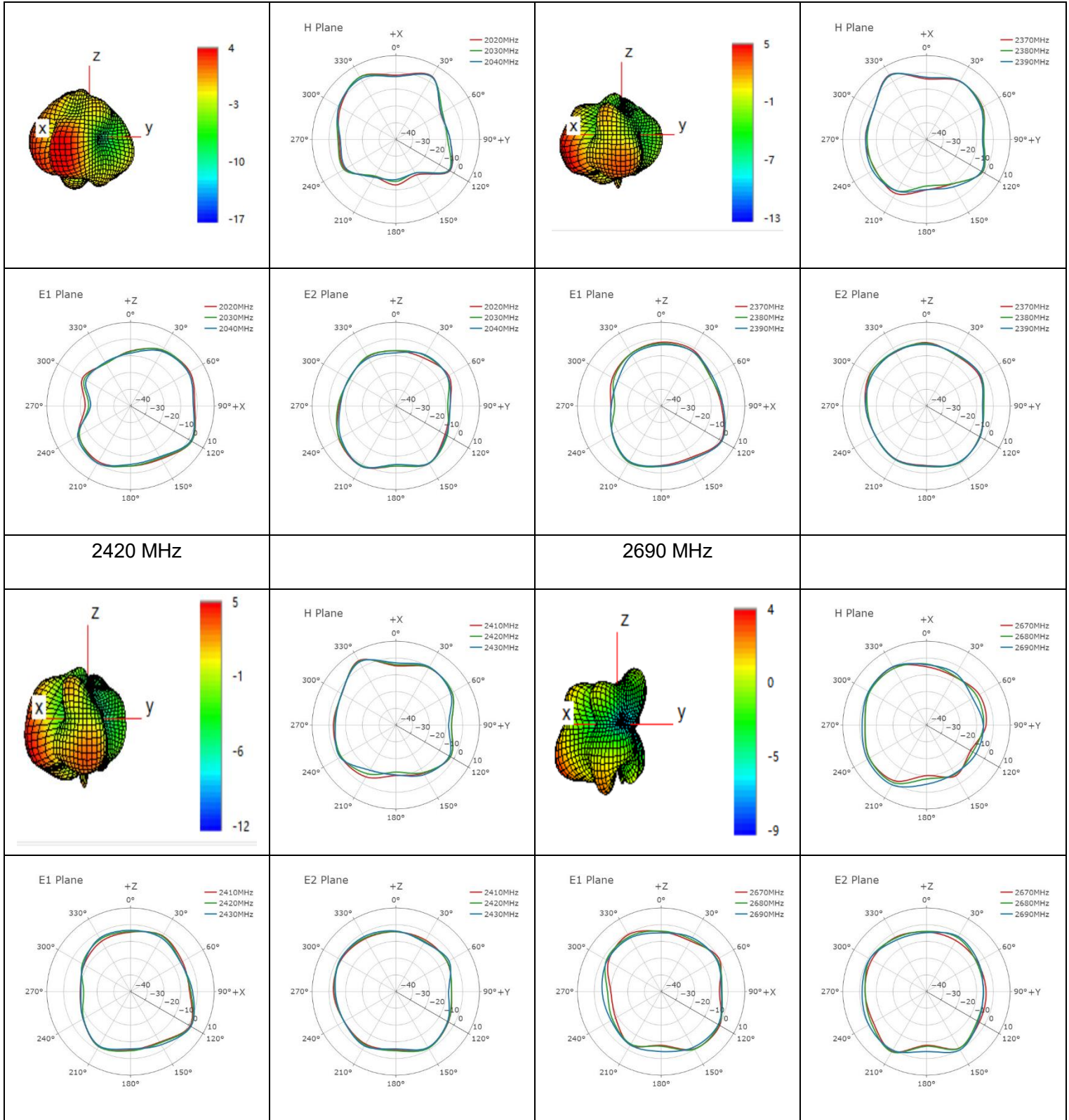
2350 MHz



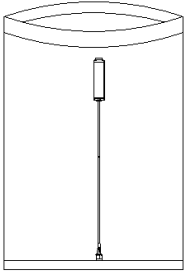
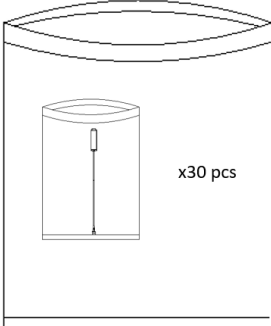
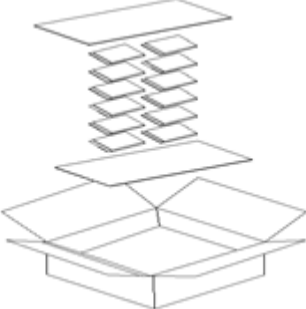
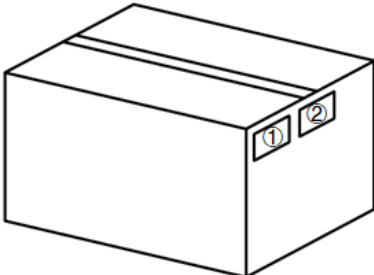


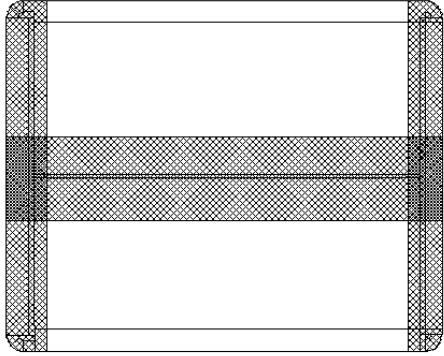
● **Max Peak Gain**





4 Packaging

Step	Packaging Picture / 2D Picture	Description
1		<p>1 pc antenna product in a small PE Bag. (1 PC antenna / Small PE Bag)</p>
2		<p>30 pcs antenna products in a big PE bag. (30 PCS Antennas / Big PE Bag)</p>
3		<p>(12 Big PE Bags / Carton Box) (360 PCS Antennas / Carton Box) Estimated quantity Products that cannot fill the entire carton box are packed in a suitable size carton box. <u>Carton Size:</u> <u>L × W × H = 405 × 293 × 185 mm</u></p>
4		<p>Position for Attaching Labels</p> <ul style="list-style-type: none"> ① Carton Label ② Quality Label

5		Sealing Cartons H-shaped sealing cartons
Note	The initial packaging method described above is for reference only, and the final actual packaging method shall be subject to the actual shipping packaging.	

Contact Us

At Quectel, our aim is to provide timely and comprehensive services to our customers. If you require any assistance, please contact our headquarters:

Quectel Wireless Solutions Co., Ltd.

Building 5, Shanghai Business Park Phase III (Area B), No.1016 Tianlin Road, Minhang District, Shanghai 200233, China

Tel: +86 21 5108 6236

Email: info@quectel.com

Or our local offices. For more information, please visit:

<http://www.quectel.com/support/sales.htm>.

For technical support, or to report documentation errors, please visit:

<http://www.quectel.com/support/technical.htm>.

Or email us at: support@quectel.com.

Legal Notices

We offer information as a service to you. The provided information is based on your requirements and we make every effort to ensure its quality. You agree that you are responsible for using independent analysis and evaluation in designing intended products, and we provide reference designs for illustrative purposes only. Before using any hardware, software or service guided by this document, please read this notice carefully. Even though we employ commercially reasonable efforts to provide the best possible experience, you hereby acknowledge and agree that this document and related services hereunder are provided to you on an “as available” basis. We may revise or restate this document from time to time at our sole discretion without any prior notice to you.

Use and Disclosure Restrictions

License Agreements

Documents and information provided by us shall be kept confidential, unless specific permission is granted. They shall not be accessed or used for any purpose except as expressly provided herein.

Copyright

Our and third-party products hereunder may contain copyrighted material. Such copyrighted material shall not be copied, reproduced, distributed, merged, published, translated, or modified without prior written consent. We and the third party have exclusive rights over copyrighted material. No license shall be granted or conveyed under any patents, copyrights, trademarks, or service mark rights. To avoid ambiguities, purchasing in any form cannot be deemed as granting a license other than the normal non-exclusive, royalty-free license to use the material. We reserve the right to take legal action for noncompliance with abovementioned requirements, unauthorized use, or other illegal or malicious use of the material.

Trademarks

Except as otherwise set forth herein, nothing in this document shall be construed as conferring any rights to use any trademark, trade name or name, abbreviation, or counterfeit product thereof owned by Quectel or any third party in advertising, publicity, or other aspects.

Third-Party Rights

This document may refer to hardware, software and/or documentation owned by one or more third parties (“third-party materials”). Use of such third-party materials shall be governed by all restrictions and obligations applicable thereto.

We make no warranty or representation, either express or implied, regarding the third-party materials, including but not limited to any implied or statutory, warranties of merchantability or fitness for a particular purpose, quiet enjoyment, system integration, information accuracy, and non-infringement of any third-party intellectual property rights with regard to the licensed technology or use thereof. Nothing herein constitutes a representation or warranty by us to either develop, enhance, modify, distribute, market, sell, offer for sale, or otherwise maintain production of any our products or any other hardware, software, device, tool, information, or product. We moreover disclaim any and all warranties arising from the course of dealing or usage of trade.

Privacy Policy

To implement module functionality, certain device data are uploaded to Quectel's or third-party's servers, including carriers, chipset suppliers or customer-designated servers. Quectel, strictly abiding by the relevant laws and regulations, shall retain, use, disclose or otherwise process relevant data for the purpose of performing the service only or as permitted by applicable laws. Before data interaction with third parties, please be informed of their privacy and data security policy.

Disclaimer

- a) We acknowledge no liability for any injury or damage arising from the reliance upon the information.
- b) We shall bear no liability resulting from any inaccuracies or omissions, or from the use of the information contained herein.
- c) While we have made every effort to ensure that the functions and features under development are free from errors, it is possible that they could contain errors, inaccuracies, and omissions. Unless otherwise provided by valid agreement, we make no warranties of any kind, either implied or express, and exclude all liability for any loss or damage suffered in connection with the use of features and functions under development, to the maximum extent permitted by law, regardless of whether such loss or damage may have been foreseeable.
- d) We are not responsible for the accessibility, safety, accuracy, availability, legality, or completeness of information, advertising, commercial offers, products, services, and materials on third-party websites and third-party resources.

Copyright © Quectel Wireless Solutions Co., Ltd. 2025. All rights reserved.

Revision History

Version	Date	Author	Note
-	2024-06-18	Kane LIU/ Blake XIANG/ David LIU/ Rainey LIAO	Creation of the document
1.0	2024-06-18	Kane LIU/ Blake XIANG/ David LIU/ Rainey LIAO	First official release
1.1	2025-03-11	Rainey LIAO	Updated the starting frequency to 698 MHz (Homepage, Overview and Chapter 1.1)
1.2	2025-05-19	Blake XIANG/ Riva REN/ Rainey LIAO	<ol style="list-style-type: none">1. Updated the antenna image (Cover page and Chapter 3.2.4).2. Updated the drawing (Chapter 2).3. Updated the Packaging (Chapter 4).

QUECTEL

www.quectel.com