



# Antenna Datasheet

**Product OC:** YEBT001WFAM

**Version:** 2.1

**Date:** 2026-01-19

**Status:** Released

**Product Name:** Wi-Fi & V2X Terminal Mount Rubber Monopole Antenna

**Key Features:**

Frequency Band:

Wi-Fi: 2400–2500 MHz, 5150–5850 MHz, 5925–7125 MHz;

V2X: 5850–5925 MHz

Dimensions: 52.6 mm × 18.6 mm × 9 mm

Efficiency: Up to 80.3 %

RoHS & REACH Compliant

IP54

# Overview

YEBT001WFAM is a Wi-Fi & V2X rubber antenna measuring 52.6 mm × 18.6 mm × 9 mm. This ultra-wide-band antenna provides broad coverage from 2400–2500 MHz, 5150–7125 MHz. The antenna is terminated with 90° RP-SMA Male connector. This low profile, terminal mount omni-directional antenna, ideal for applications where the antenna is required to be discrete, is easy to install with maximum durability assured thanks to its TPE enclosure. It is compatible with Quectel 's Wi-Fi and V2X Series modules.

It allows constant and reliable transmission and reception due to its omni-directional gain across all frequency bands. YEBT001WFAM is designed as a monopole antenna, which needs to be mounted on a ground plane to offer high efficiency in all working bands. It is a perfect antenna product for customers that desire highest performance. This high-efficiency, high-gain omni-directional antenna is ideally suited for gateways and routers, IoT Sensors, public safety and security, point of sales terminals, smart home automation, robotics / autonomous, V2X mesh networks system.

- **Typical applications include:**

- ✓ Gateways and Routers
- ✓ IoT Sensors
- ✓ Public Safety and Security
- ✓ Point of Sales Terminals
- ✓ Smart Home Automation
- ✓ Robotics / Autonomous
- ✓ V2X mesh networks system

Quectel provides comprehensive antenna design support such as simulation, testing and manufacturing for custom antenna solutions to meet your specific application needs. We have regional R & D centers to offer quick response to meet your requirements. Please contact our sales & FAEs if you have any requests.

# Contents

Overview.....	1
Contents.....	2
<b>1 Specification.....</b>	<b>3</b>
1.1. Electrical.....	3
1.1.1. Wi-Fi.....	3
1.1.2. V2X.....	4
1.2. Mechanical & Environmental .....	5
<b>2 Drawing .....</b>	<b>6</b>
<b>3 Detailed Performance .....</b>	<b>7</b>
3.1. S-Parameter Test .....	7
3.1.1. VSWR.....	7
3.1.2. Return Loss .....	8
3.2. Radiation Performance Test.....	9
3.2.1. Efficiency .....	9
3.2.2. Average Gain .....	10
3.2.3. Peak Gain.....	11
3.2.4. 3D & 2D Radiation Pattern.....	12
<b>4 Packaging .....</b>	<b>15</b>
<b>Contact Us.....</b>	<b>17</b>
<b>Legal Notices .....</b>	<b>18</b>
<b>Revision History .....</b>	<b>20</b>

# 1 Specification

Test Condition: On 130 mm × 70 mm EVB

## 1.1. Electrical

Electrical		
Frequency Range	Wi-Fi	2400–2500 MHz, 5150–5850 MHz, 5925–7125 MHz
	V2X	5850–5925 MHz
Impedance	50 Ω	
Polarization	Linear	
Radiation Pattern	Omni-directional	

### 1.1.1. Wi-Fi

Specification	Band	Band	Wi-Fi 2G	Wi-Fi 5G	Wi-Fi 6G
		Freq. (MHz)	2400–2500	5150–5850	5925–7125
Max. VSWR			2.0	2.0	2.8
Max. Return Loss (dB)			-9.7	-9.7	-6.6
AVG Eff. (%)			75.3	72.4	65.7
AVG AVG Gain (dB)			-1.2	-1.4	-1.8
Max. Peak Gain (dBi)			4.2	5.8	4.7
VSWR		≤ 2.8			
Return Loss		≤ -6.6 dB			
Peak Gain		≤ 5.8 dBi			

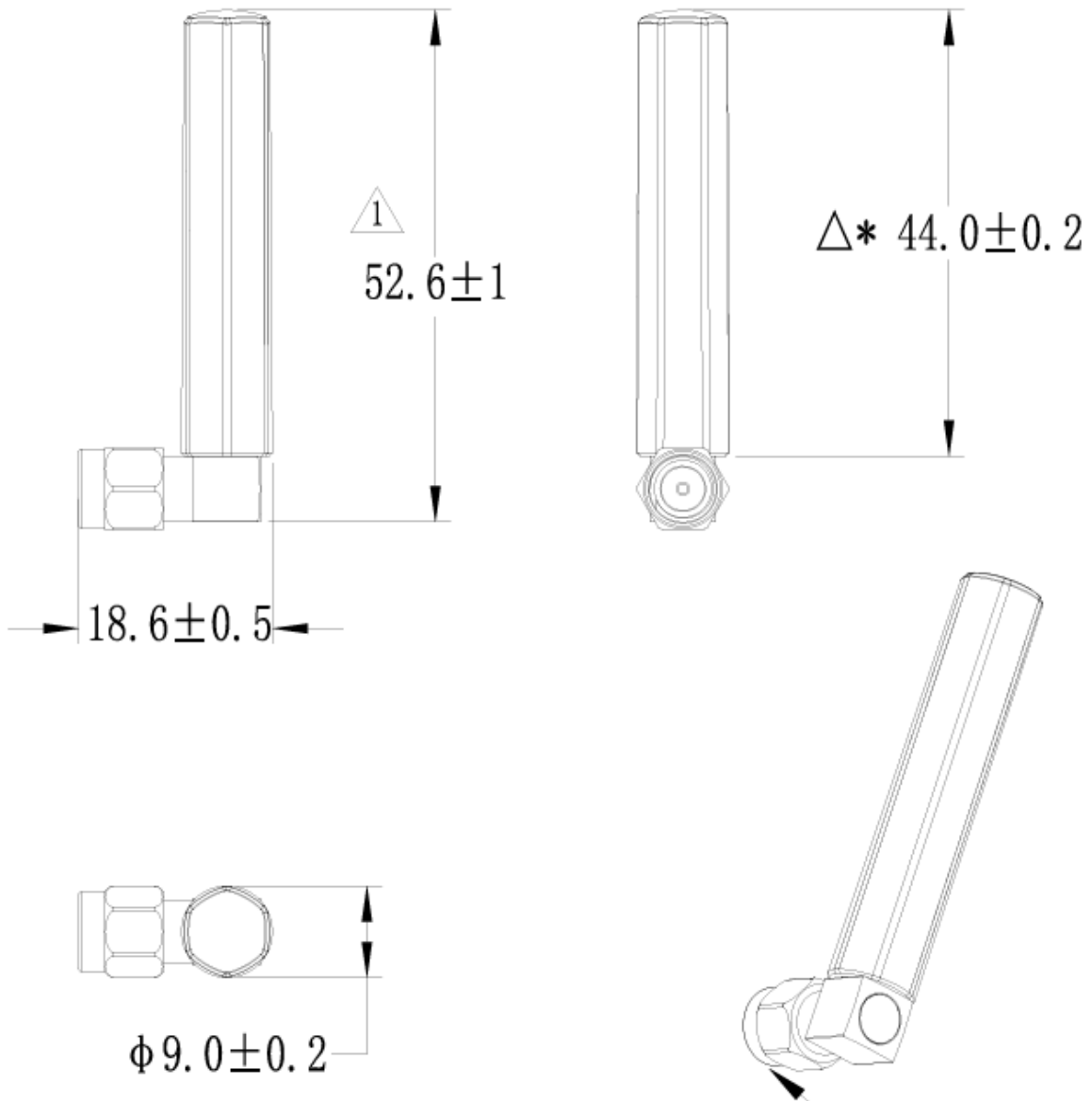
### 1.1.2. V2X

Specification	Band	Band	V2X
		Freq. (MHz)	5850–5925
Max. VSWR			2.1
Max. Return Loss (dB)			-8.8
AVG Eff. (%)			62.4
AVG AVG Gain (dB)			-2.1
Max. Peak Gain (dBi)			4.2
VSWR		≤ 2.1	
Return Loss		≤ -8.8 dB	
Peak Gain		≤ 4.2 dBi	

## 1.2. Mechanical & Environmental

Mechanical	
Casing Antenna Dimensions	52.6 mm × 18.6 mm × 9 mm
Material & Color	TPE & Black
Connector Type	90° RP-SMA Male
Mounting Type	Terminal
Weight	Typ. 7.4 g
Environmental	
Operation Temperature	-40 °C to +85 °C
Storage Temperature	-40 °C to +85 °C
Ingress Protection (IP) Rating	IP54
RoHS & REACH Compliant	Yes

## 2 Drawing

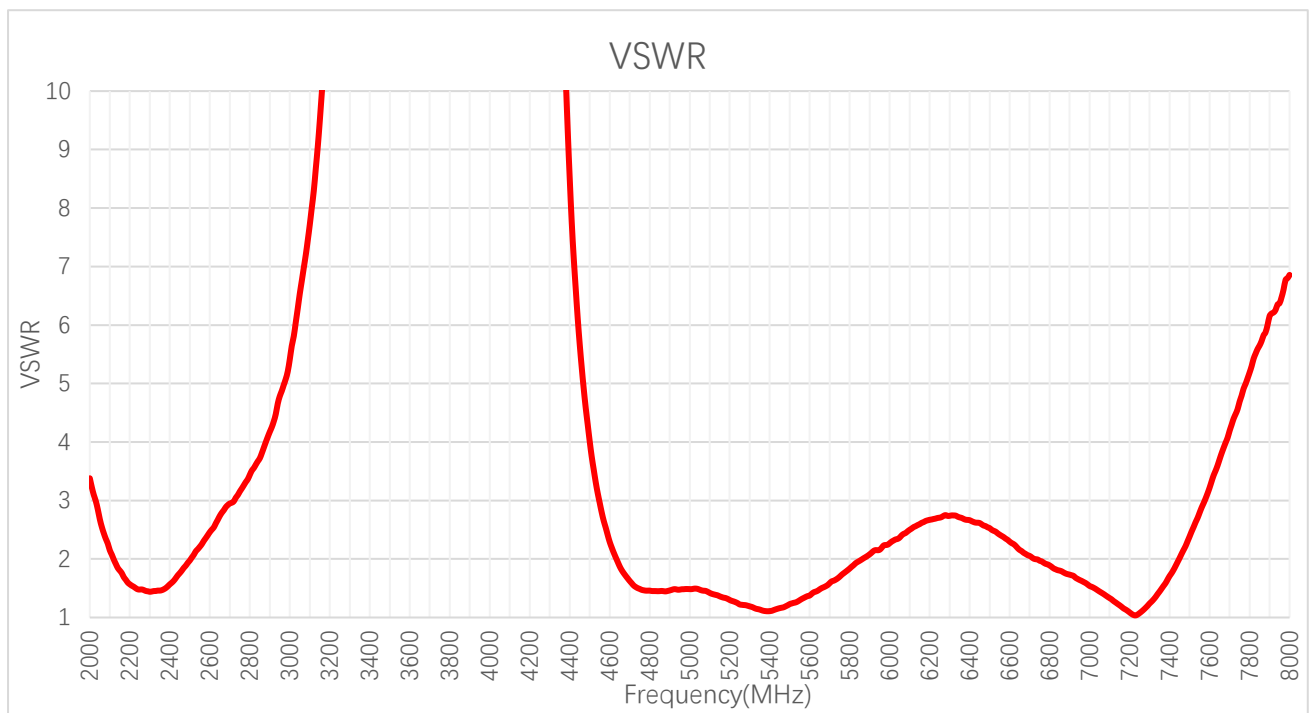


RP-SMA-Male (Inside screw inside hole)

# 3 Detailed Performance

## 3.1. S-Parameter Test

### 3.1.1. VSWR



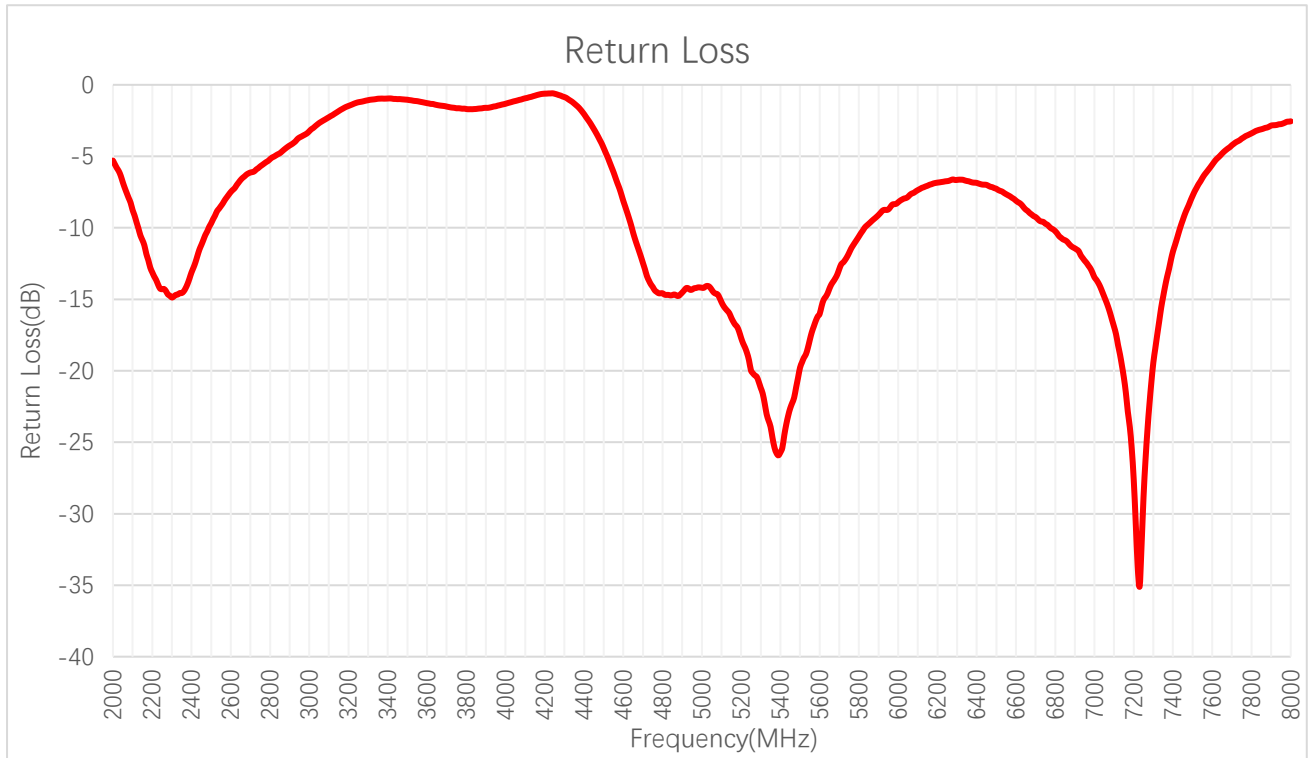
**VSWR – Wi-Fi**

Frequency (MHz)	2400	2450	2500	5150	5500	5850	5925	6325	6725	7125
VSWR	1.6	1.8	2.0	1.4	1.2	2.0	2.2	2.7	2.0	1.3

**VSWR – V2X**

Frequency (MHz)	5860	5880	5900
VSWR	2.0	2.0	2.1

**3.1.2. Return Loss**



**Return Loss (dB) – Wi-Fi**

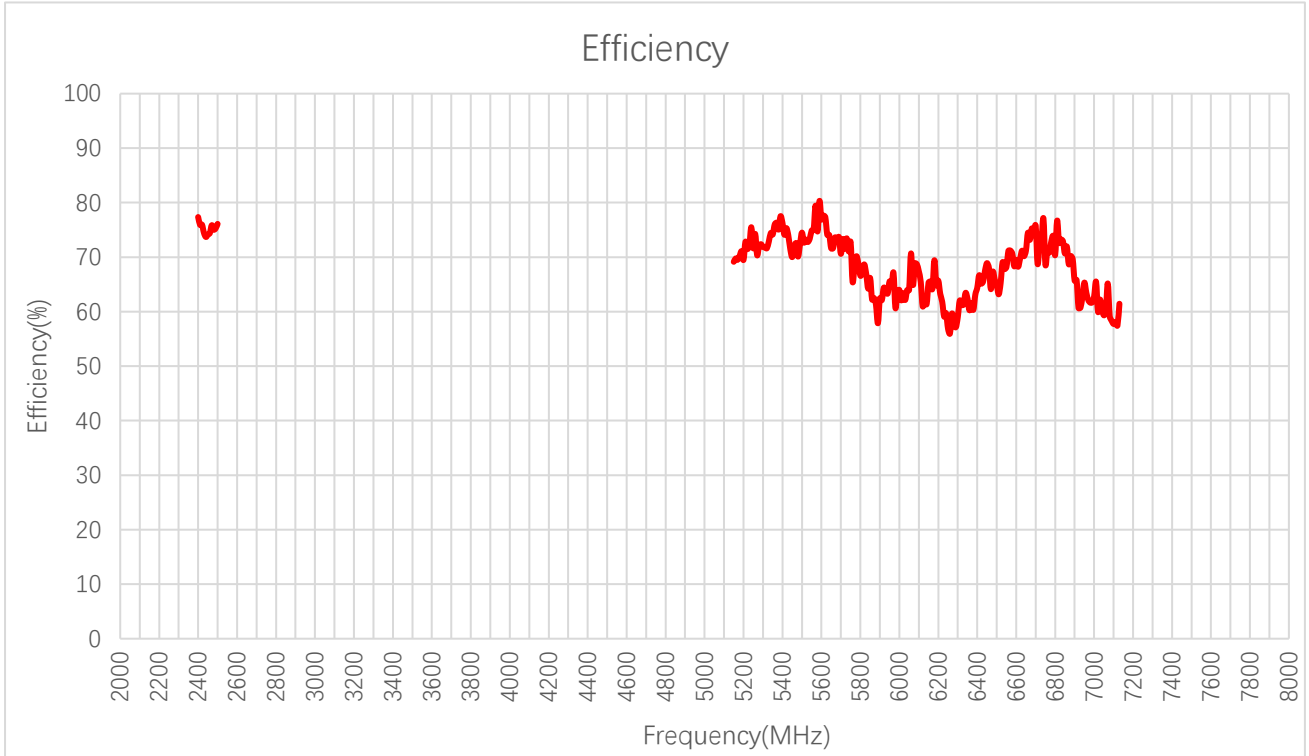
Frequency (MHz)	2400	2450	2500	5150	5500	5850	5925	6325	6725	7125
Return Loss (dB)	-13.1	-11.2	-9.7	-16.3	-19.8	-9.7	-8.7	-6.6	-9.6	-18.9

**Return Loss (dB) – V2X**

Frequency (MHz)	5860	5880	5900
Return Loss (dB)	-9.6	-9.4	-9.1

### 3.2. Radiation Performance Test

#### 3.2.1. Efficiency



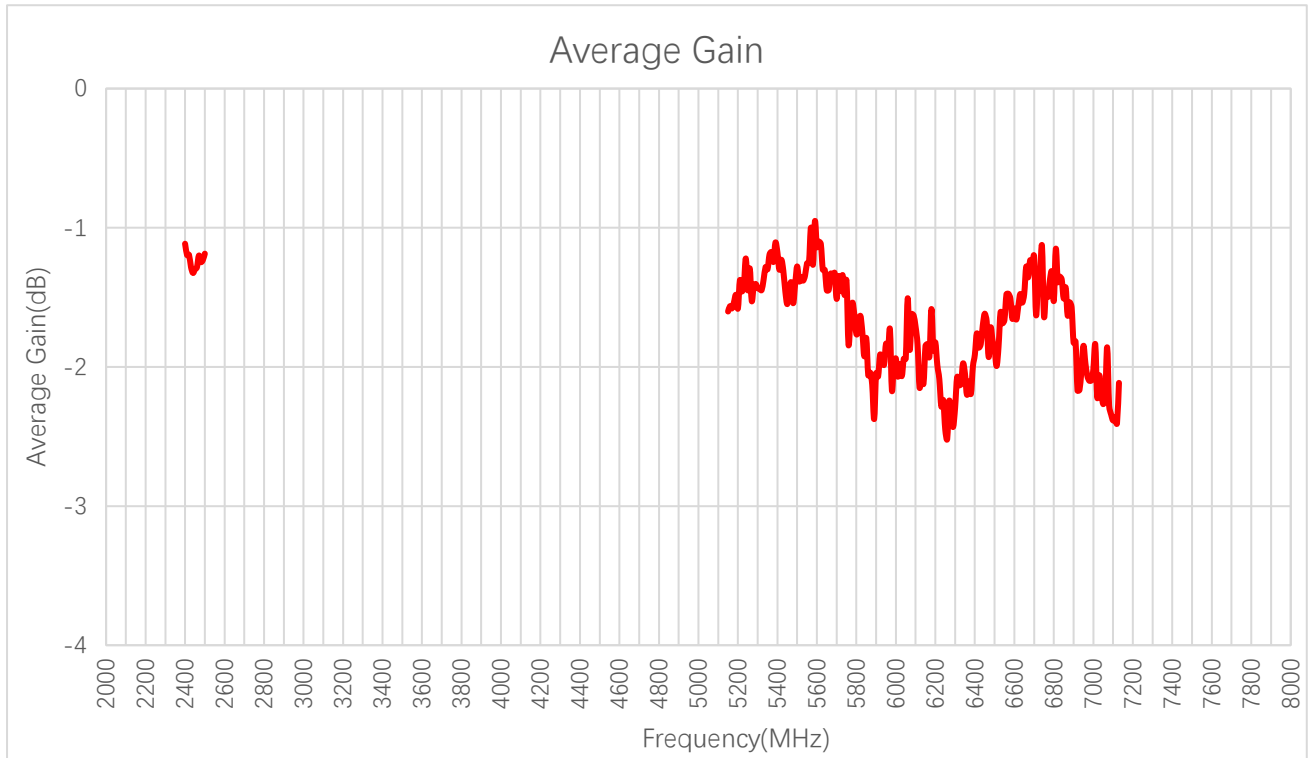
**Efficiency (%) – Wi-Fi**

Frequency (MHz)	2400	2450	2500	5150	5500	5850	5925	6325	6725	7125
Efficiency (%)	77.4	74.1	76.1	69.2	74.5	66.2	64.2	61.3	73.4	61.5

**Efficiency (%) – V2X**

Frequency (MHz)	5860	5880	5900
Efficiency (%)	62.2	61.3	62.4

**3.2.2. Average Gain**



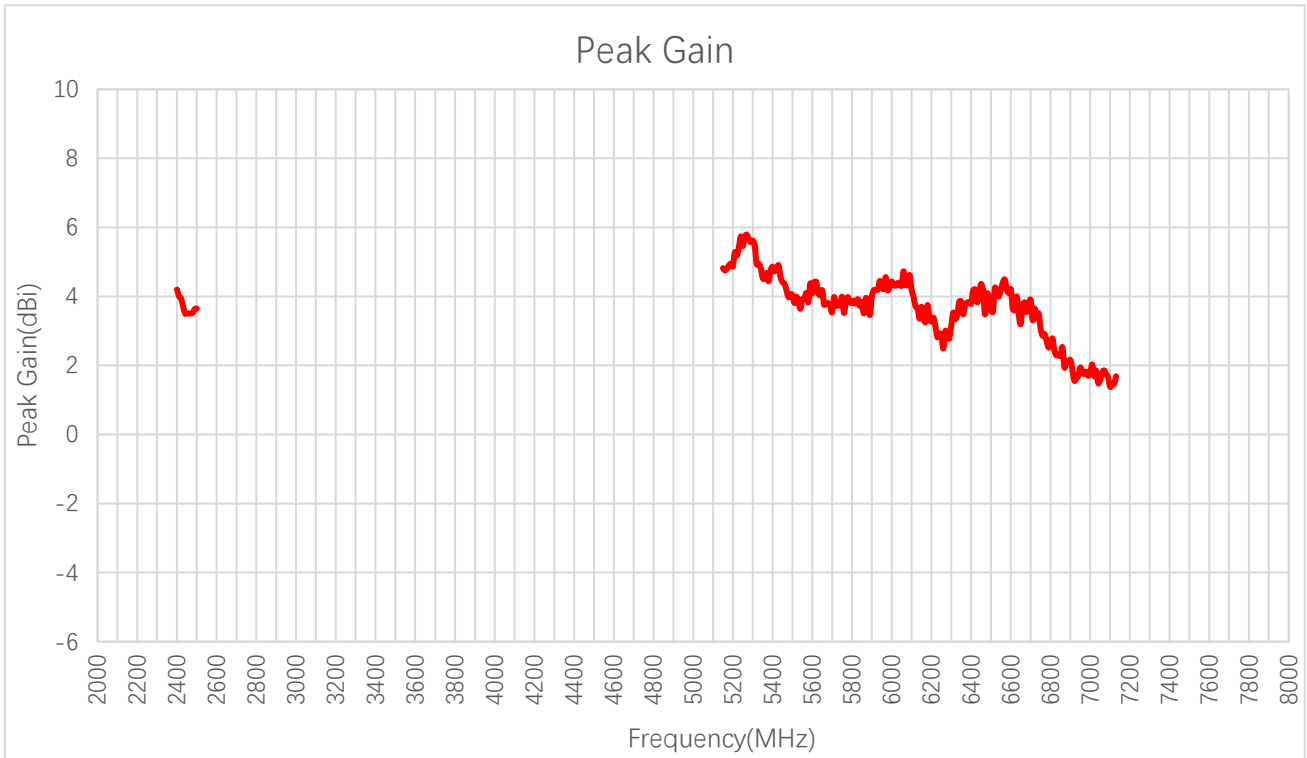
**Average Gain (dB) – Wi-Fi**

Frequency (MHz)	2400	2450	2500	5150	5500	5850	5925	6325	6725	7125
Average Gain (dB)	-1.1	-1.3	-1.2	-1.6	-1.3	-1.8	-1.9	-2.1	-1.3	-2.1

**Average Gain (dB) – V2X**

Frequency (MHz)	5860	5880	5900
Average Gain (dB)	-2.1	-2.1	-2.0

**3.2.3. Peak Gain**



**Peak Gain (dBi) – Wi-Fi**

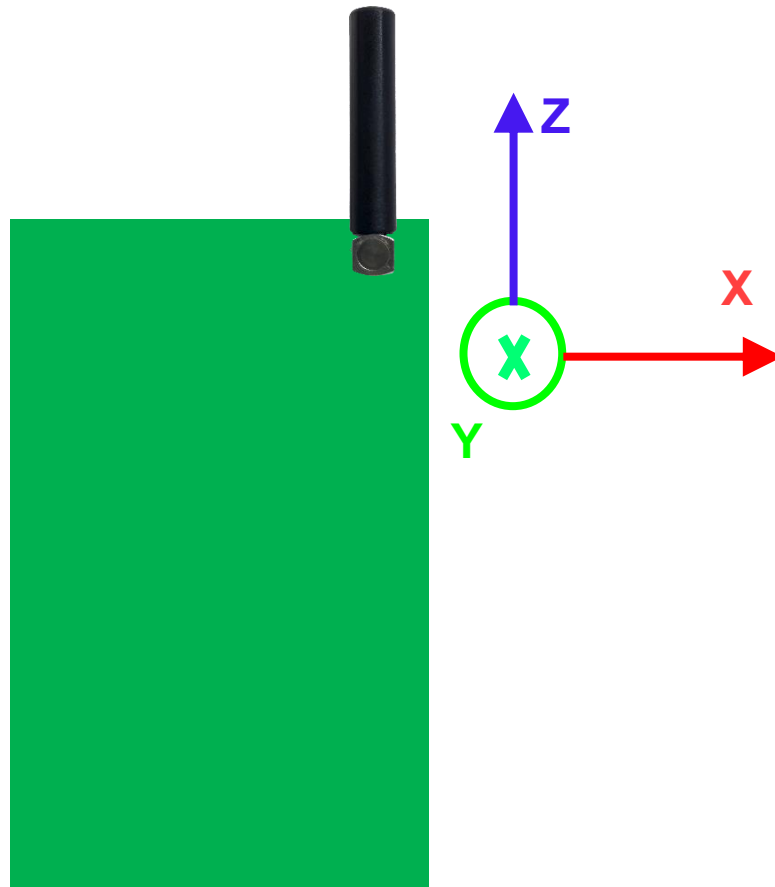
Frequency (MHz)	2400	2450	2500	5150	5500	5850	5925	6325	6725	7125
Peak Gain (dBi)	4.2	3.5	3.7	4.8	4.0	3.8	4.2	3.5	3.4	1.7

**Peak Gain (dBi) – V2X**

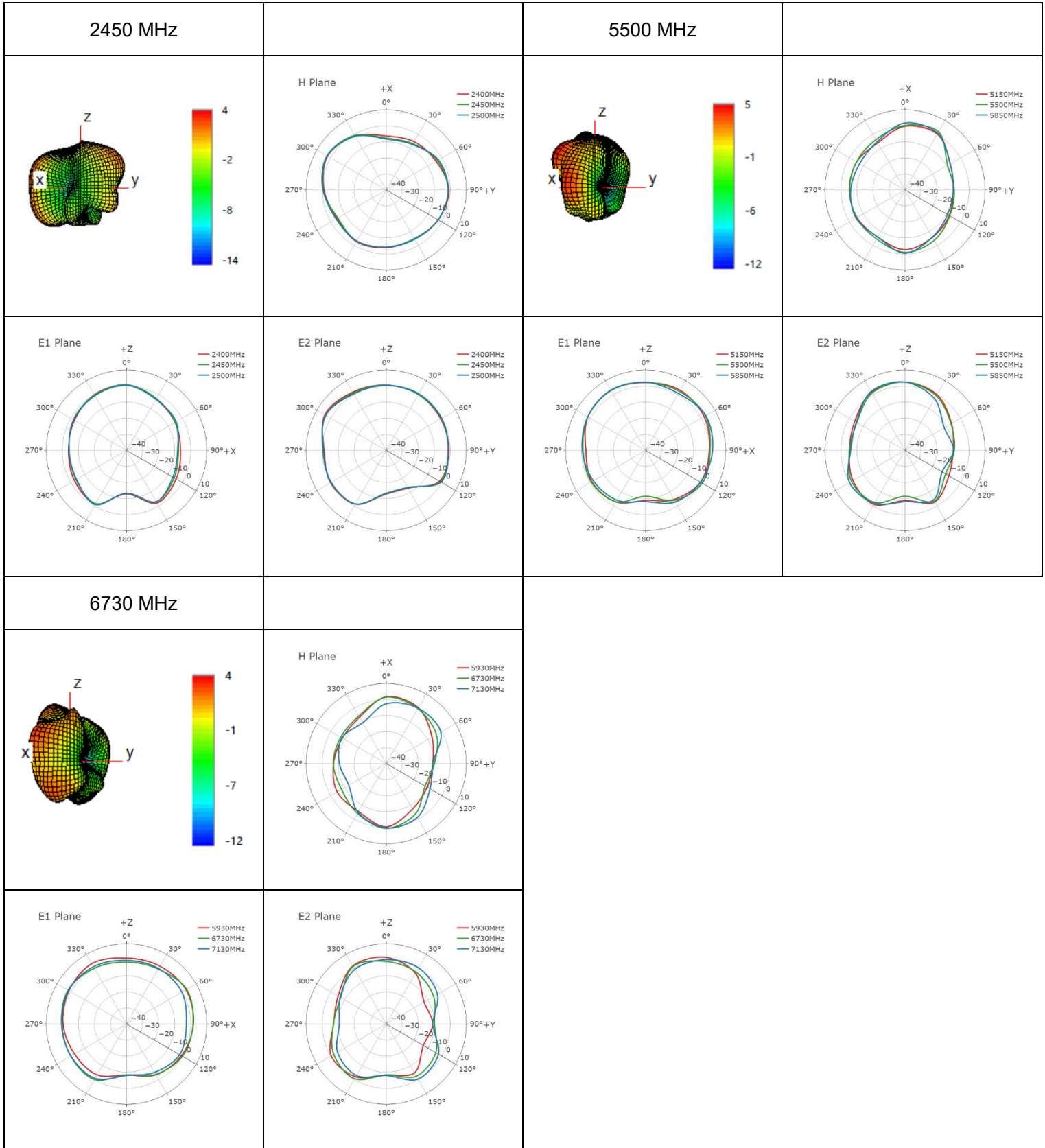
Frequency (MHz)	5860	5880	5900
Peak Gain (dBi)	3.5	3.9	4.0

### 3.2.4. 3D & 2D Radiation Pattern

- Test Condition: On 130 mm × 70 mm EVB
- Test Chamber: GL-G-1

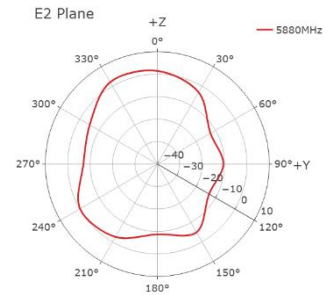
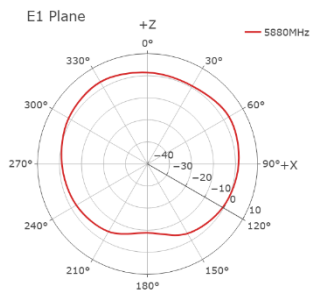
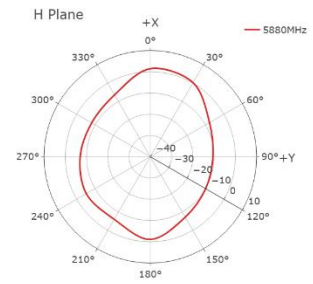
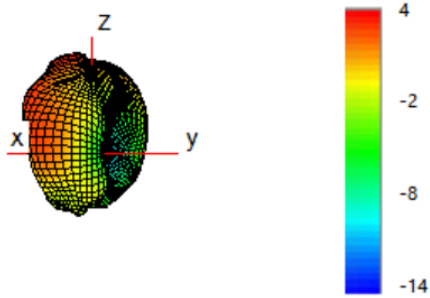


● **Wi-Fi**

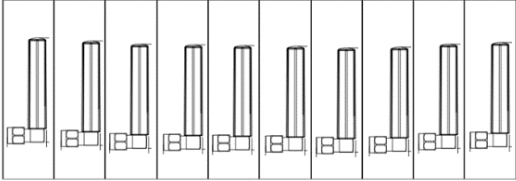

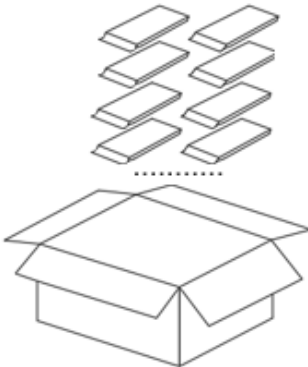
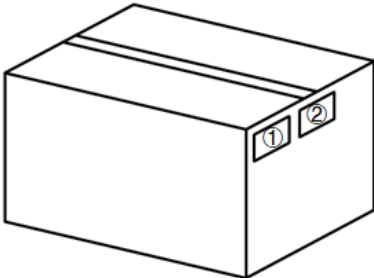


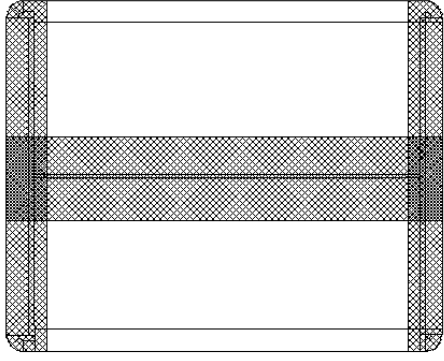
● V2X

5880 MHz



# 4 Packaging

Step	Packaging Picture / 2D Picture	Description
1		<p>10 antennas products in a one-piece bag. (10 Antennas / PE Bag)</p>
2		<p>40 antennas products in a PE bag. (40 Antennas / PE Bag)</p>
3		<p>(40 PE Bags / Carton Box) (1600 Antennas / Carton Box) Estimated quantity Products that cannot fill the entire carton box are packed in a suitable size carton box. <u>Carton Size:</u> <u>L × W × H = 470 × 310 × 310 mm</u></p>
4		<p><b>Position for Attaching Labels</b></p> <ul style="list-style-type: none"> <li>① Carton Label</li> <li>② Quality Label</li> </ul>

5	 A technical drawing of an H-shaped sealing carton. It consists of a central horizontal rectangular section with a cross-hatched texture, flanked by two vertical rectangular sections, also with a cross-hatched texture. The corners of the vertical sections are rounded. The entire structure is shown in a perspective view.	<p><b>Sealing Cartons</b> H-shaped sealing cartons</p>
Note	<p>The initial packaging method described above is for reference only, and the final actual packaging method shall be subject to the actual shipping packaging.</p>	

# Contact Us

At Quectel, our aim is to provide timely and comprehensive services to our customers. If you require any assistance, please contact our headquarters:

**Quectel Wireless Solutions Co., Ltd.**

No. 8 Waipojing Road, Sijing Town, Songjiang District, Shanghai 201601, China

Tel: +86 21 5108 6236

Email: [info@quectel.com](mailto:info@quectel.com)

**Or our local offices. For more information, please visit:**

<https://www.quectel.com/contact/>.

**For technical support, or to report documentation errors, please visit:**

<https://www.quectel.com/tech-support/>.

Or email us at: [support@quectel.com](mailto:support@quectel.com).

# Legal Notices

We provide this document to support your product design. You are required to design your products based on the specifications and parameters set forth herein. You agree that you are responsible for using independent analysis and evaluation in designing intended products, and we provide reference designs for illustrative purposes only. Before using any hardware, software or service guided by this document, please read this notice carefully. Even though we employ commercially reasonable efforts to provide the best possible experience, you hereby acknowledge and agree that this document and related services hereunder are provided to you on an “as available” basis. You acknowledge and agree that we may add to, amend, or restate this document at any time at our sole discretion without any prior notice to you, and such additions, amendments, or restatements shall be binding upon you.

## Use and Disclosure Restrictions

### License Agreements

The recipient of any hardware, software, materials, or documentation provided by us shall keep such content confidential, unless expressly authorized by us. The recipient shall not disclose, access, or use any part of the received content for any purpose other than the execution and implementation of the intended project.

### Copyright

Our and third-party products hereunder may contain copyrighted materials, including but not limited to protected content, hardware, software, and documentation owned by us or applicable third parties. Unless prior written consent is obtained, you shall not access, use, or disclose any documents or information provided by us, nor shall you copy, reproduce, republish, display, translate, distribute, merge, modify, or create derivative works from any such copyrighted materials. We and the applicable third party retain exclusive rights to all copyrighted materials. No license to any patents, copyrights, trademarks, or service marks shall be granted or transferred. For the avoidance of doubt, no form of purchase shall be construed as granting any license beyond a normal, non-exclusive, royalty-free license to use the product. We reserve the right to pursue legal action against any violation of confidentiality obligations, unauthorized use, or any other unlawful or malicious use of the aforementioned documents and information.

### Trademarks

Unless otherwise expressly provided, nothing in this document shall be construed as conferring any rights to use any trademark, trade name, name, abbreviation, or counterfeit thereof owned by us or any third party in advertising, publicity, or any other contexts.

## Third-Party Rights

You understand that this document may refer to hardware, software, and/or documentation owned by one or more third parties (“third-party materials”). Use of such third-party materials is subject to all applicable restrictions and obligations set forth herein.

We make no warranty or representation, either express or implied, regarding the third-party materials, including but not limited to any implied or statutory, warranties of merchantability or fitness for a particular purpose, quiet enjoyment, system integration, information accuracy, and non-infringement of any third-party intellectual property rights with regard to the licensed technology or use thereof. Nothing herein constitutes a representation or warranty by us to either develop, enhance, modify, distribute, market, sell, offer for sale, or otherwise maintain production of any our products or any other hardware, software, device, tool, information, or product. We moreover disclaim any and all warranties arising from the course of dealing, course of performance, or usage of trade.

## Privacy Policy

To enable product functionality, certain device data may be uploaded to our or third-party servers, including those operated by carriers, chipset suppliers, or servers designated by you. We strictly comply with applicable laws and regulations and will retain, use, disclose, or otherwise process relevant data solely for the purpose of enabling product functionality, or as permitted by applicable laws. Before interacting with any third party regarding data exchange, please be informed of and understand their privacy and data security policies.

## Disclaimer

- a) We shall not be liable for any damages resulting from failure to comply with applicable operational or design specifications.
- b) We shall bear no liability for any inaccuracies or omissions in this document, nor for any damages arising from the use of the information contained herein.
- c) While we make every effort to ensure the integrity, accuracy, and timeliness of the features and functions under development, errors or omissions may nevertheless occur. Unless otherwise provided in a valid written agreement, we make no warranties of any kind, express, implied, or statutory, and disclaim all liability for any loss or damage arising from the use of any features or functions under development, to the maximum extent permitted by law, regardless of whether such loss or damage is foreseeable.
- d) We assume no legal responsibility for the accessibility, safety, accuracy, availability, legality, or completeness of any information, content, advertising, commercial offers, products, services, or materials on third-party websites or third-party resources.

***Copyright © Quectel Wireless Solutions Co., Ltd. 2026. All rights reserved.***

# Revision History

Version	Date	Author	Note
-	2024-07-11	Black Li/ Steven Mo/ David Liu/ Rainey Liao	Creation of the document
1.0	2024-07-11	Black Li/ Steven Mo/ David Liu/ Rainey Liao	First official release
1.1	2024-10-17	Steven Mo	Added Ingress Protection (IP) Rating (Chapter 1.2).
1.2	2025-06-12	Riva Ren/ Rainey Liao	1. Updated the antenna image (Cover page). 2. Updated the packaging (Chapter 4).
1.3	2025-08-18	Steven Mo	Updated the Ingress Protection (IP) rating to IP54.
2.0	2025-10-15	Mayes LI/ Steven Mo	Numerous changes were made to this document. It should be read in its entirety.
2.1	2026-01-19	Strong Qiang	Updated the packaging (Chapter 4).

