



Antenna Datasheet

Product OC: YEEM001L1AH

Version: 1.1

Date: 2025-06-12

Status: Released

Product Name: Wi-Fi Magnetic Mount Whip Monopole External Antenna

Key Features:

Frequency Band: 2400–2500 MHz, 5150–5850 MHz, 5925–7125 MHz

Dimensions: Φ 30 mm \times 82.2 mm

Efficiency: Up to 64.9 %

RoHS and REACH Compliant

IP67

Overview

The YEBM001L1AH is a Wi-Fi external antenna measuring $\Phi 30 \times 82.2$ mm. This ultra-wide-band Wi-Fi antenna provides broad coverage from 2400–2500 MHz, 5150–5850 MHz, 5925–7125 MHz. The antenna is available with connection via cable lengths from 300–5,000 mm, terminated with SMA Male (Center pin) connector. This low profile, magnetic mount omni-directional antenna, ideal for applications where the antenna is required to be discrete, is easy to install with maximum durability assured thanks to its IP67 rated ASA enclosure. It is compatible with Quectel's WIFI Series modules.

It allows constant and reliable transmission and reception due to its omni-directional gain across all frequency bands. The YEBM001L1AH is designed as a monopole antenna, which offers high efficiency in all working bands. It is a perfect antenna product for customers that desire highest performance. This high-efficiency, high-gain omni-directional antenna is ideally suited for IoT sensors, public safety and security, fleet management, smart home automation. It is suitable for outdoor and indoor applications due to its robust UV resistant ASA enclosure, which meets UL 746C f1.

Typical applications include:

- IoT Sensors
- Public Safety and Security
- Fleet Management
- Smart Home Automation

Quectel provides comprehensive antenna design support such as simulation, testing and manufacturing for custom antenna solutions to meet your specific application needs. We have regional R & D centers to offer quick response to meet your requirements. Please contact our sales & FAEs if you have any requests.

Contents

Overview	1
Contents	2
1 Specification	3
1.1. Electrical.....	3
1.2. Mechanical & Environmental	5
2 Drawing	6
3 Detailed Performance	7
3.1. S-Parameter Test	7
3.1.1. VSWR.....	7
3.1.2. Return Loss	8
3.2. Radiation Performance Test.....	9
3.2.1. Efficiency	9
3.2.2. Average Gain	10
3.2.3. Peak Gain.....	11
3.2.4. 3D & 2D Radiation Pattern.....	12
3.2.5. 3D & 2D Radiation Pattern.....	14
4 Packaging	16
Contact Us	18
Legal Notices	19
Revision History	21

1 Specification

Test Condition: Free Space & On 300 × 300 mm Metal Plane

1.1. Electrical

Electrical	
Frequency Range	2400–2500 MHz, 5150–5850 MHz, 5925–7125 MHz
Impedance	50 Ω
Polarization	Linear
Radiation Pattern	Omni-directional

Electrical – Detail					
Specification	Band	Band	Wi-Fi 2G	Wi-Fi 5G	Wi-Fi 6G
		Freq. (MHz)	2400–2500	5150–5850	5925–7125
Max. VSWR	FS		1.3	2.2	2.3
	MP		1.3	2.0	2.1
Max. Return Loss (dB)	FS		-18.5	-8.6	-8.2
	MP		-18.8	-9.6	-8.9
AVG Eff. (%)	FS		61.0	36.3	32.2
	MP		59.1	49.1	36.6
AVG Gain (dB)	FS		-2.2	-4.4	-4.9
	MP		-2.3	-3.1	-4.4
Max. Peak Gain (dBi)	FS		4.7	3.0	1.4
	MP		2.5	4.3	4.7
VSWR	FS		≤ 2.3		

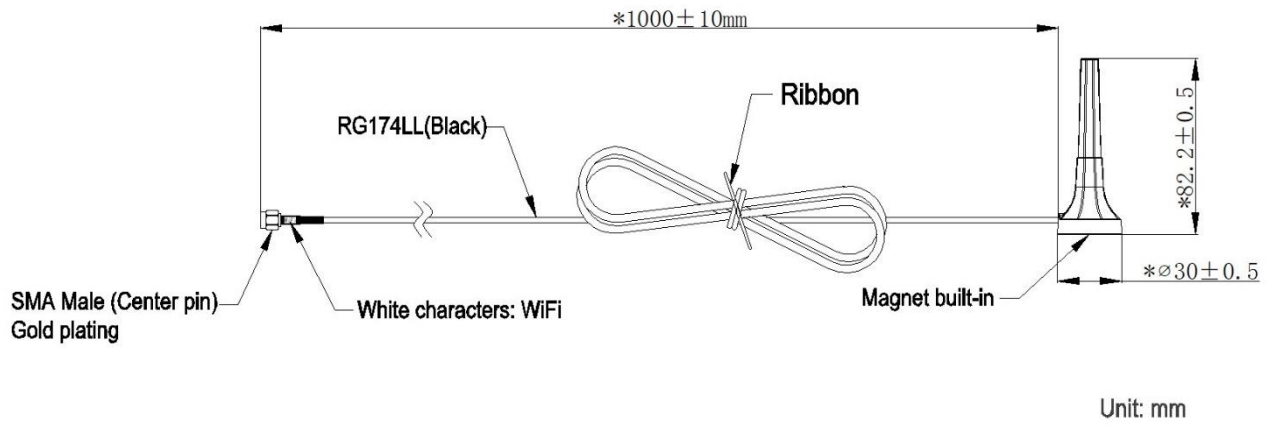
	MP	≤ 2.1
Return Loss	FS	≤ -8.2 dB
	MP	≤ -8.9 dB
Peak Gain	FS	≤ 4.7 dBi
	MP	≤ 4.7 dBi

- **FS: In Free Space**
- **MP: On 300 × 300 mm Metal Plane**

1.2. Mechanical & Environmental

Mechanical		
Antenna Dimensions		Φ 30 mm × 82.2 mm
Material & Color		ASA & Black
Cable Type & Color & Length		RG174LL & Black & 1000 mm
Connector Type		SMA Male (Center pin)
Weight		Typ. 26.6 g
Mounting Type	YEBM001L1AH	Magnetic
	YEBA001L1AH	Adhesive
Magnetic Pull Force		1.1 kgf
Environmental		
Operation Temperature		-40 °C to +85 °C
Storage Temperature		-40 °C to +85 °C
Ingress Protection (IP) Rating		IP67
Housing UV Resistant		UL 746C f1
RoHS and REACH Compliant		Yes

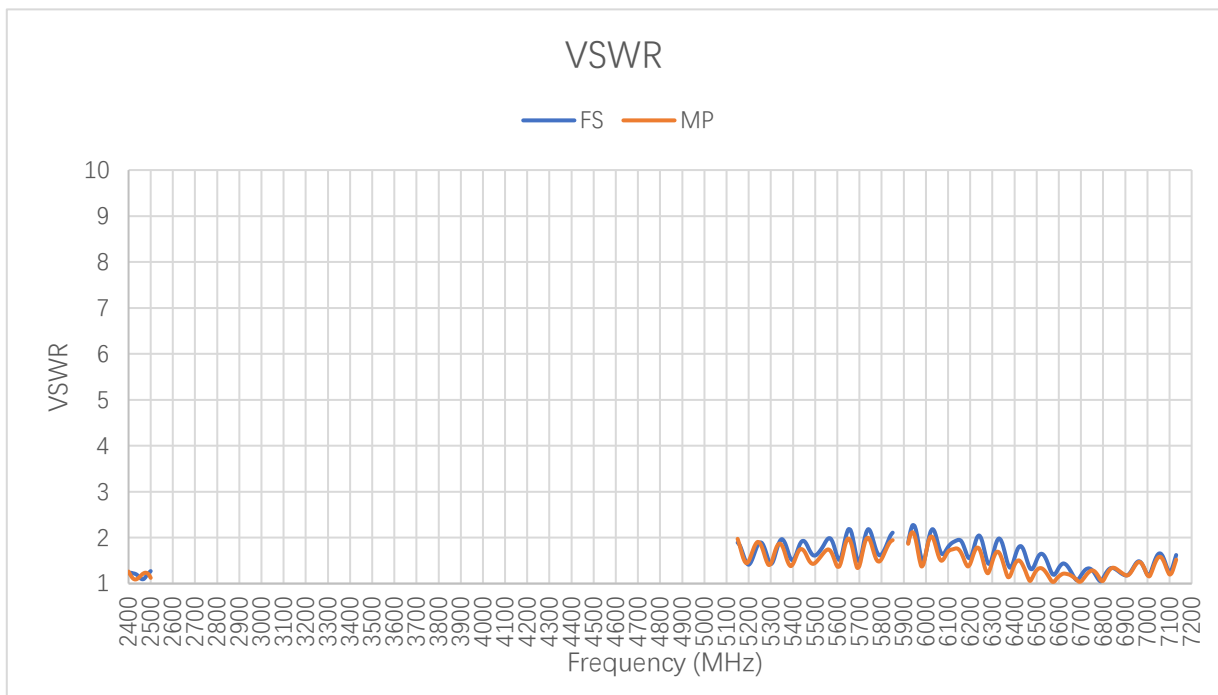
2 Drawing



3 Detailed Performance

3.1. S-Parameter Test

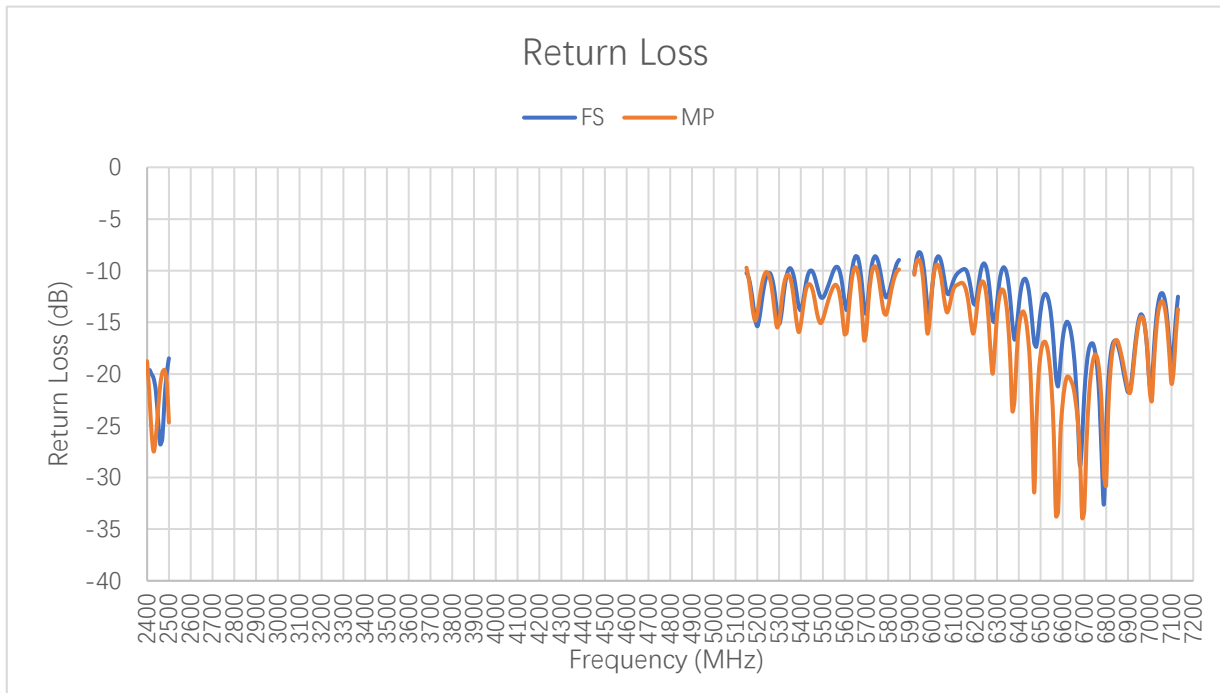
3.1.1. VSWR



VSWR

Frequency (MHz)	2400	2450	2500	5150	5500	5850	5925	6325	6725	7125
FS	1.2	1.1	1.3	1.9	1.6	2.1	2.1	2.0	1.3	1.5
MP	1.3	1.1	1.1	2.0	1.4	1.9	2.1	1.7	1.2	1.4

3.1.2. Return Loss

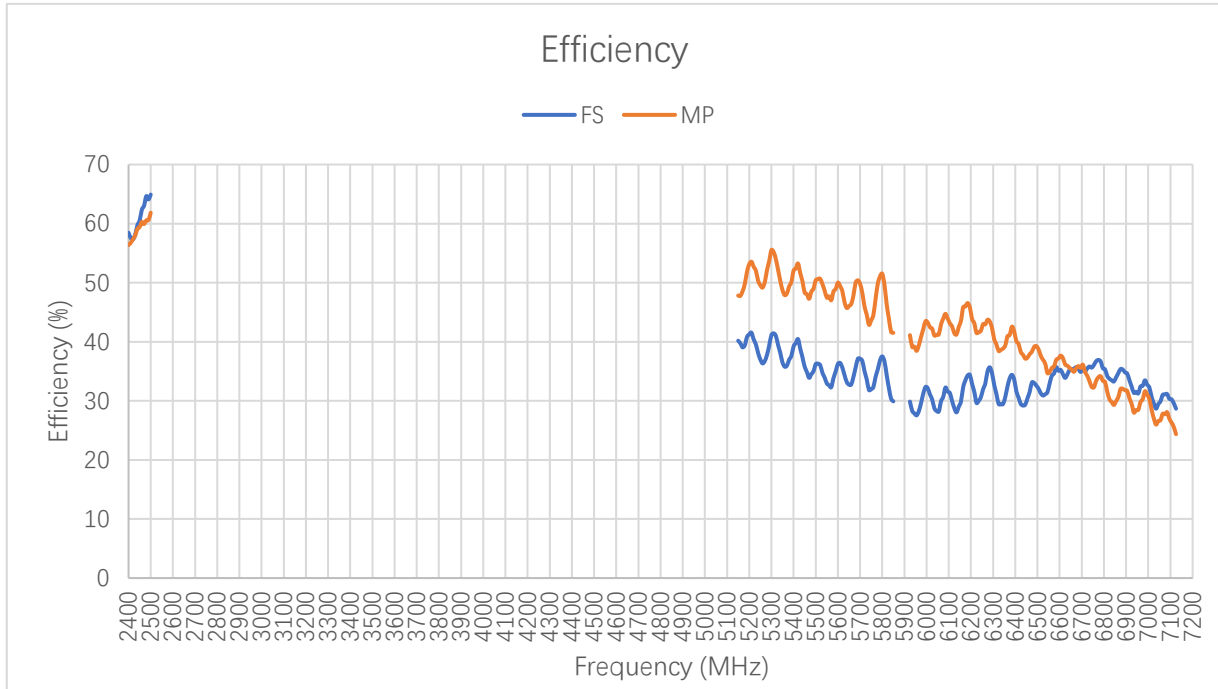


Return Loss (dB)

Frequency (MHz)	2400	2450	2500	5150	5500	5850	5925	6325	6725	7125
FS	-19.9	-24.3	-18.5	-10.2	-12.6	-9.0	-8.8	-9.7	-17.1	-14.6
MP	-18.8	-23.5	-24.7	-9.7	-14.7	-9.9	-9.2	-12.0	-20.1	-16.2

3.2. Radiation Performance Test

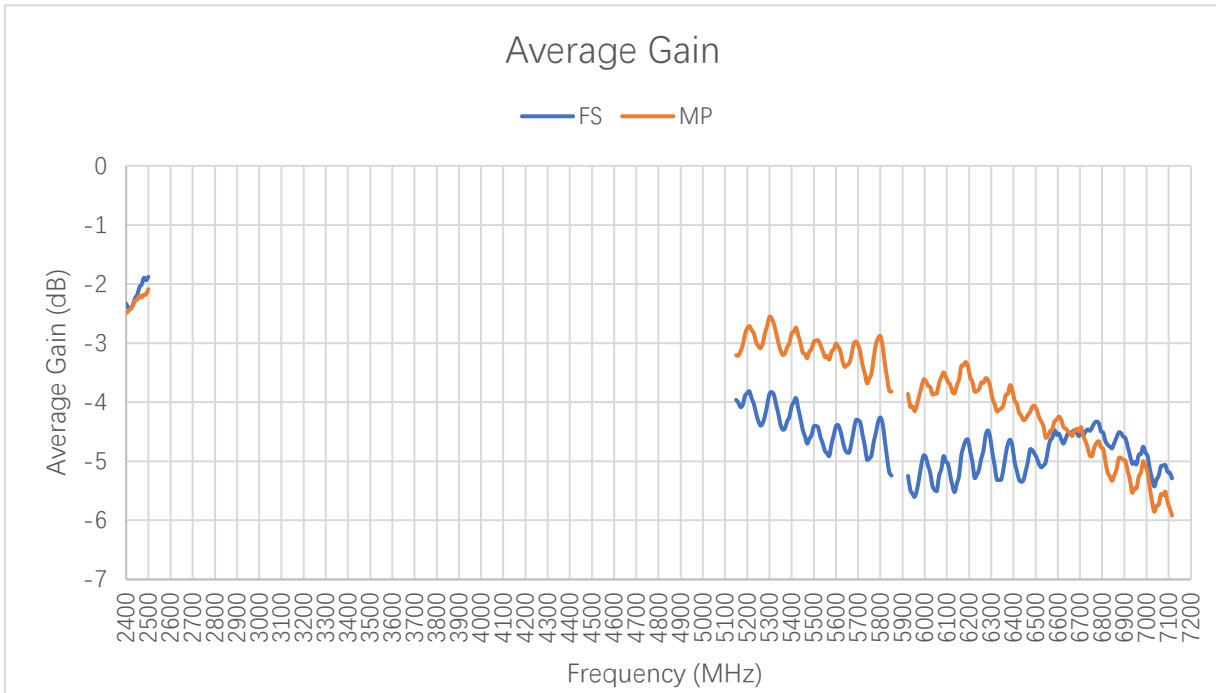
3.2.1. Efficiency



Efficiency (%)

Frequency (MHz)	2400	2450	2500	5150	5500	5850	5925	6325	6725	7125
FS	58.5	60.5	64.9	40.2	36.2	29.9	29.9	29.5	35.5	28.7
MP	56.4	59.4	61.9	47.8	50.4	41.5	41.1	38.4	34.2	24.4

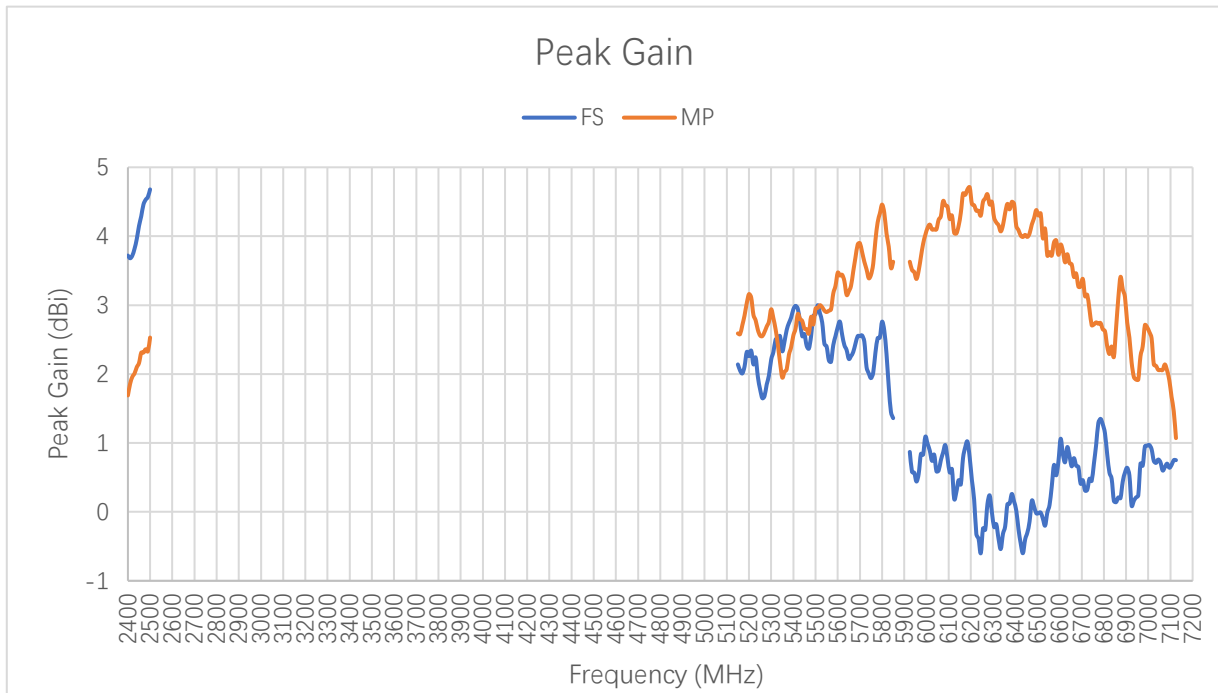
3.2.2. Average Gain



Average Gain (dB)

Frequency (MHz)	2400	2450	2500	5150	5500	5850	5925	6325	6725	7125
FS	-2.3	-2.2	-1.9	-4.0	-4.4	-5.2	-5.2	-5.3	-4.5	-5.4
MP	-2.5	-2.3	-2.1	-3.2	-3.0	-3.8	-3.9	-4.2	-4.7	-6.1

3.2.3. Peak Gain

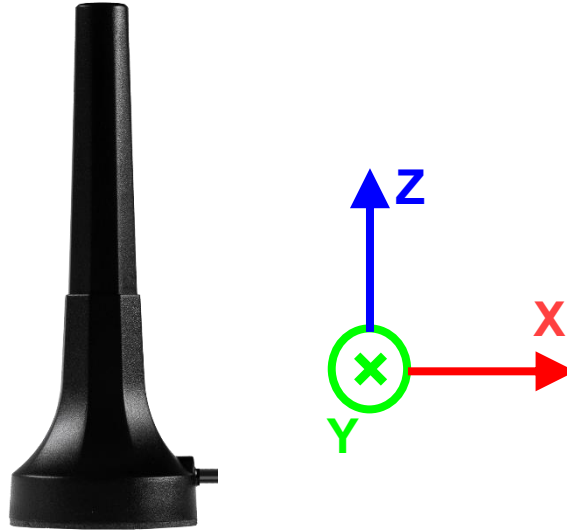


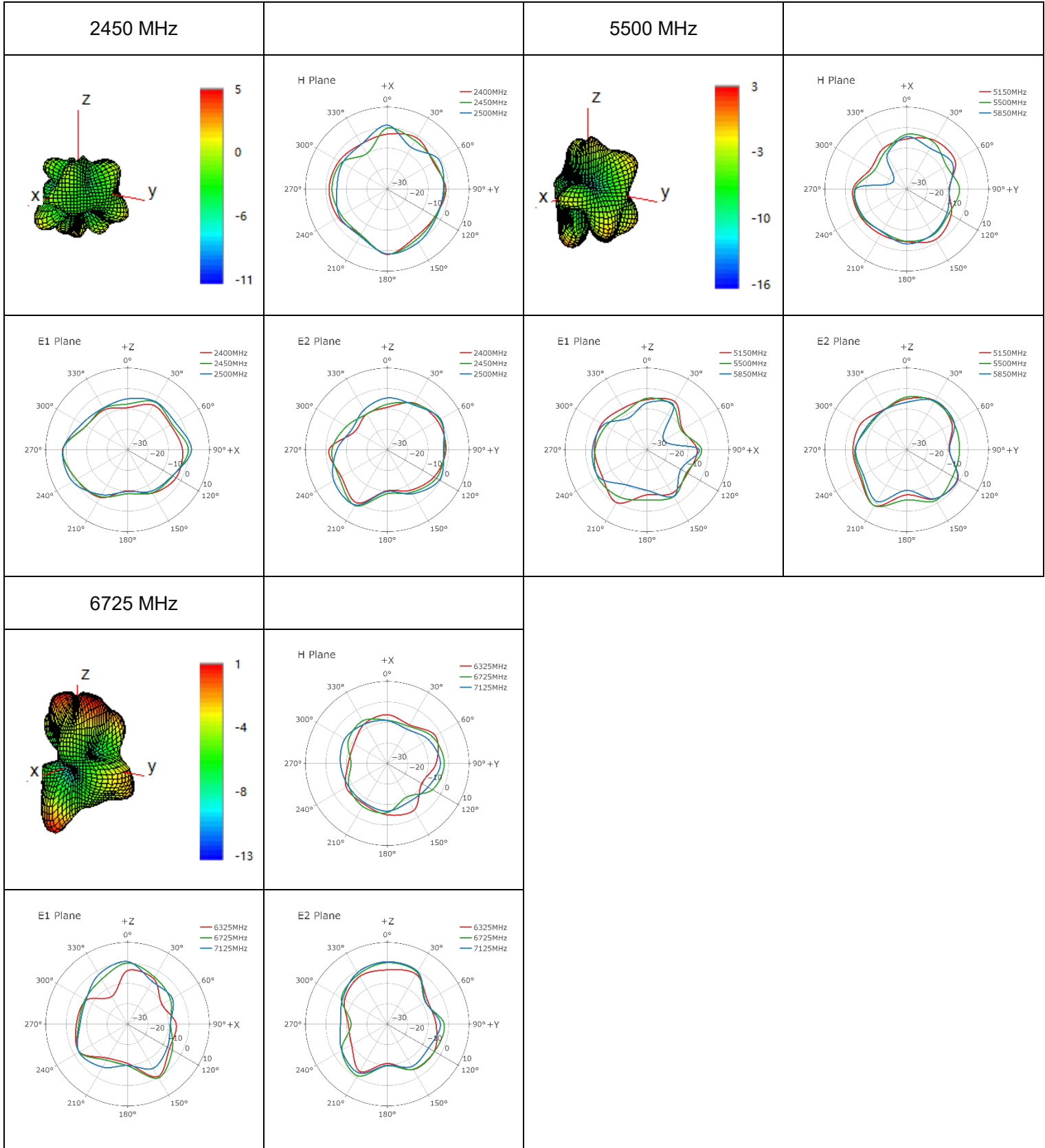
Peak Gain (dBi)

Frequency (MHz)	2400	2450	2500	5150	5500	5850	5925	6325	6725	7125
FS	3.7	4.2	4.7	2.1	2.9	1.4	0.9	-0.4	0.3	0.8
MP	1.7	2.2	2.5	2.6	3.0	3.6	3.6	4.2	3.2	1.1

3.2.4. 3D & 2D Radiation Pattern

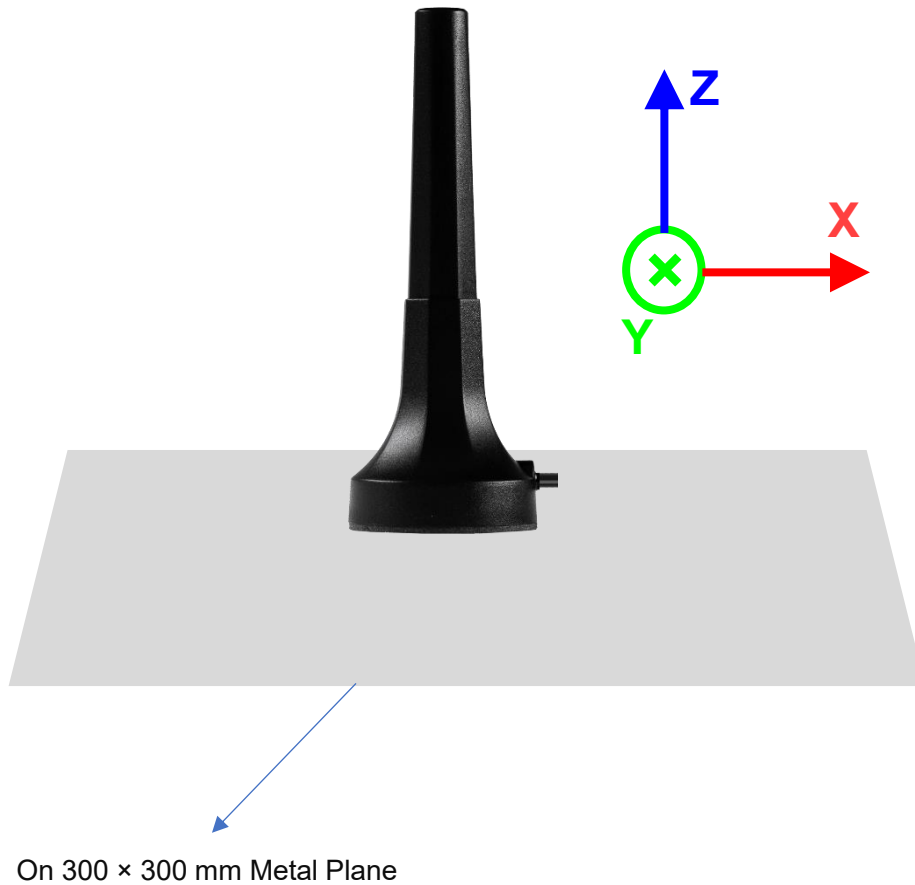
- Test Condition: Free Space
- Test Chamber: FS-G-1

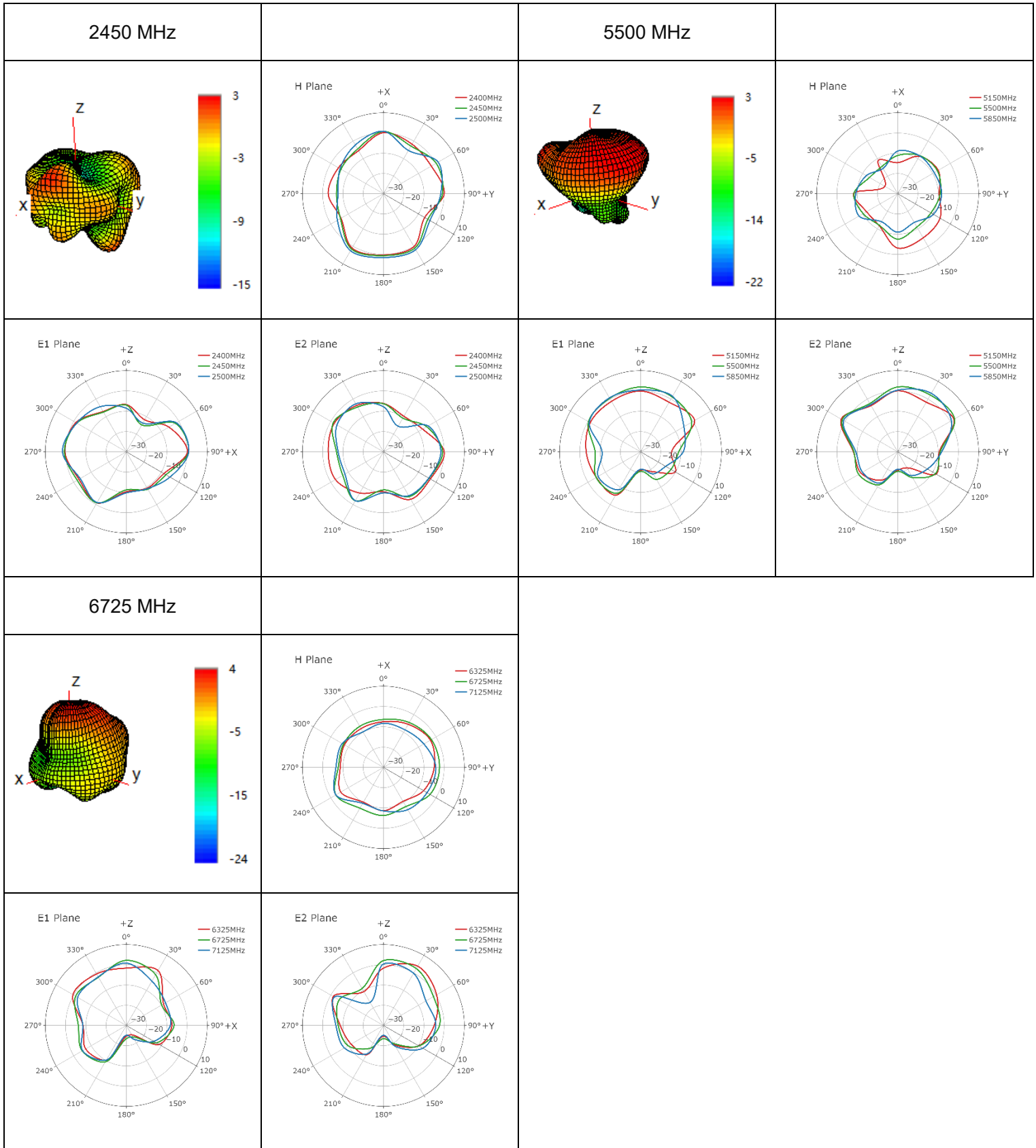




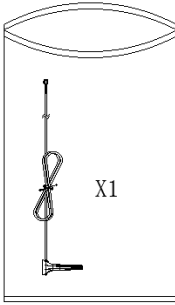
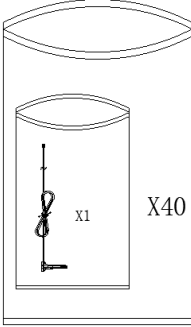

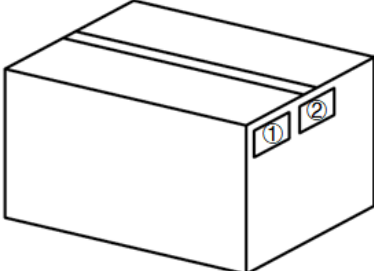
3.2.5. 3D & 2D Radiation Pattern

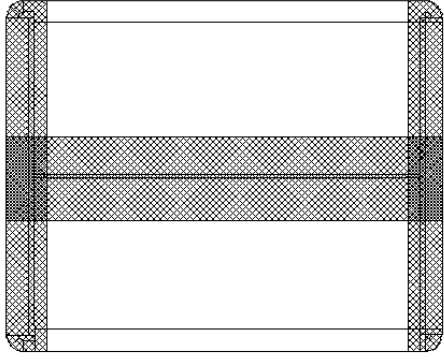
- Test Condition: On 300 × 300 mm Metal Plane
- Test Chamber: FS-G-1





4 Packaging

Step	Packaging Picture / 2D Picture	Description
1		<p>1 pc antenna product in a small PE bag. (1 PC Antenna / Small PE Bag)</p>
2		<p>40 pcs antenna products in a big PE bag. (40 PCS Antennas / Big PE Bag)</p>
3		<p>(6 Big PE Bags / Carton Box) (240 PCS Antennas / Carton Box) Estimated quantity Products that cannot fill the entire carton box are packed in a suitable size carton box. <u>Carton Size:</u> <u>L x W x H = 370 x 370 x 295 mm</u></p>
4		<p>Position for Attaching Labels</p> <ul style="list-style-type: none"> ① Carton Label ② Quality Label

5	 A technical drawing of an H-shaped sealing carton. It consists of a central horizontal rectangular section with a cross-hatched texture, flanked by two vertical rectangular sections, also with a cross-hatched texture. The corners of the vertical sections are rounded. The entire structure is shown in a perspective view.	Sealing Cartons H-shaped sealing cartons
Note	The initial packaging method described above is for reference only, and the final actual packaging method shall be subject to the actual shipping packaging.	

Contact Us

At Quectel, our aim is to provide timely and comprehensive services to our customers. If you require any assistance, please contact our headquarters:

Quectel Wireless Solutions Co., Ltd.

Building 5, Shanghai Business Park Phase III (Area B), No.1016 Tianlin Road, Minhang District, Shanghai 200233, China

Tel: +86 21 5108 6236

Email: info@quectel.com

Or our local offices. For more information, please visit:

<http://www.quectel.com/support/sales.htm>.

For technical support, or to report documentation errors, please visit:

<http://www.quectel.com/support/technical.htm>.

Or email us at: support@quectel.com.

Legal Notices

We offer information as a service to you. The provided information is based on your requirements and we make every effort to ensure its quality. You agree that you are responsible for using independent analysis and evaluation in designing intended products, and we provide reference designs for illustrative purposes only. Before using any hardware, software or service guided by this document, please read this notice carefully. Even though we employ commercially reasonable efforts to provide the best possible experience, you hereby acknowledge and agree that this document and related services hereunder are provided to you on an “as available” basis. We may revise or restate this document from time to time at our sole discretion without any prior notice to you.

Use and Disclosure Restrictions

License Agreements

Documents and information provided by us shall be kept confidential, unless specific permission is granted. They shall not be accessed or used for any purpose except as expressly provided herein.

Copyright

Our and third-party products hereunder may contain copyrighted material. Such copyrighted material shall not be copied, reproduced, distributed, merged, published, translated, or modified without prior written consent. We and the third party have exclusive rights over copyrighted material. No license shall be granted or conveyed under any patents, copyrights, trademarks, or service mark rights. To avoid ambiguities, purchasing in any form cannot be deemed as granting a license other than the normal non-exclusive, royalty-free license to use the material. We reserve the right to take legal action for noncompliance with abovementioned requirements, unauthorized use, or other illegal or malicious use of the material.

Trademarks

Except as otherwise set forth herein, nothing in this document shall be construed as conferring any rights to use any trademark, trade name or name, abbreviation, or counterfeit product thereof owned by Quectel or any third party in advertising, publicity, or other aspects.

Third-Party Rights

This document may refer to hardware, software and/or documentation owned by one or more third parties (“third-party materials”). Use of such third-party materials shall be governed by all restrictions and obligations applicable thereto.

We make no warranty or representation, either express or implied, regarding the third-party materials, including but not limited to any implied or statutory, warranties of merchantability or fitness for a particular purpose, quiet enjoyment, system integration, information accuracy, and non-infringement of any third-party intellectual property rights with regard to the licensed technology or use thereof. Nothing herein constitutes a representation or warranty by us to either develop, enhance, modify, distribute, market, sell, offer for sale, or otherwise maintain production of any our products or any other hardware, software, device, tool, information, or product. We moreover disclaim any and all warranties arising from the course of dealing or usage of trade.

Privacy Policy

To implement module functionality, certain device data are uploaded to Quectel's or third-party's servers, including carriers, chipset suppliers or customer-designated servers. Quectel, strictly abiding by the relevant laws and regulations, shall retain, use, disclose or otherwise process relevant data for the purpose of performing the service only or as permitted by applicable laws. Before data interaction with third parties, please be informed of their privacy and data security policy.

Disclaimer

- a) We acknowledge no liability for any injury or damage arising from the reliance upon the information.
- b) We shall bear no liability resulting from any inaccuracies or omissions, or from the use of the information contained herein.
- c) While we have made every effort to ensure that the functions and features under development are free from errors, it is possible that they could contain errors, inaccuracies, and omissions. Unless otherwise provided by valid agreement, we make no warranties of any kind, either implied or express, and exclude all liability for any loss or damage suffered in connection with the use of features and functions under development, to the maximum extent permitted by law, regardless of whether such loss or damage may have been foreseeable.
- d) We are not responsible for the accessibility, safety, accuracy, availability, legality, or completeness of information, advertising, commercial offers, products, services, and materials on third-party websites and third-party resources.

Copyright © Quectel Wireless Solutions Co., Ltd. 2025. All rights reserved.

Revision History

Version	Date	Author	Note
-	2024-07-13	Mordecai LIU/ Jason LONG/ David LIU/ Rainey LIAO	Creation of the document
1.0	2024-07-13	Mordecai LIU/ Jason LONG/ David LIU/ Rainey LIAO	First official release
1.1	2025-06-12	Riva REN/ Rainey LIAO	<ol style="list-style-type: none">1. Updated the antenna image (Cover page and Chapters 3.2.4 & 3.2.5).2. Updated the drawing (Chapter 4).

QUECTEL

www.quectel.com